



LATVIJAS MAKSĀJUMU BILANCE LATVIA'S BALANCE OF PAYMENTS 2009

C E T U R K Ņ A B I Ņ E T E N S Q U A R T E R L Y B U L L E T I N



LATVIJAS MAKSĀJUMU BILANCE LATVIA'S BALANCE OF PAYMENTS 2009
CETURKŠŅA BIĻETENS QUARTERLY BULLETIN 3

Latvijas maksājumu bilance veidota atbilstoši SVF "Maksājumu bilances rokasgrāmatas" 5. izdevuma prasībām.

Izdevumā publicētie pārskata ceturkšņa dati var tikt precizēti nākamā ceturkšņa publikācijā. 2. ceturkšņa publikācijā var tikt precizēti iepriekšējo triju gadu ceturkšņu dati (galvenokārt, lai, veicot metodoloģiska rakstura pārmaiņas, dati būtu salīdzināmi ilgākā laika periodā).

Dažkārt sakarā ar datu elektroniskās apstrādes tehnoloģijas specifiku skaitļu noapaļošanas rezultātā iespējamās nelielas atšķirības starp saskaitāmo kopsummu un uzrādīto kopējo apjomu.

Latvijas maksājumu bilances, starptautisko investīciju bilances un tiešo investīciju un ārējā parāda datu publicēšanas datumi atrodami SVF Datu izplatīšanas standartu biļetena padomes interneta lapā (<http://dsbb.imf.org>) un Latvijas Bankas interneta lapas (<http://www.bank.lv>) sadaļas "Statistika" apakšsadaļā "SDIS dati".

Izdevuma dati visagrāk tiek publicēti Latvijas Bankas interneta lapas (<http://www.bank.lv>) sadaļā "Statistika".

Latvia's balance of payments is compiled in accordance with the guidelines of the IMF's publication Balance of Payments Manual, 5th Edition.

In this publication, data of the reporting quarter may be subject to revision in the publication of the next quarter balance of payments. Publication of the second quarter balance of payments may include revised quarterly data for the previous three years (primarily to ensure longer term data comparability upon making methodological adjustments).

In some cases, electronic data processing technologies may have led to slight discrepancies between the total amount shown and the sum of the subitems.

Dates for the release of Latvia's balance of payments, international investment position, direct investment and external debt data are published on the website of the IMF's Dissemination Standards Bulletin Board (<http://dsbb.imf.org>) and the Bank of Latvia's website (<http://www.bank.lv>) under SDDS data subsection of Statistics.

Data of this publication are first made available on the Bank of Latvia's website (<http://www.bank.lv>) under Statistics.

Datu izplatīšanas kalendārs Advance Release Calendar

| Datu kategorija Data category | Pārskata periods un publicēšanas datums Observation period and release date | | |
|---|--|--------------------------------|--------------------------------|
| Maksājumu bilance Balance of payments | 4. cet./Q4/2009 05.03.2010. | 1. cet./Q1/2010 04.06.2010. | 2. cet./Q2/2010 03.09.2010. |
| Starptautisko investīciju bilance International investment position | 4. cet./Q4/2009 05.03.2010. | 1. cet./Q1/2010 04.06.2010. | 2. cet./Q2/2010 03.09.2010. |
| Ārējais parāds External debt | 4. cet./Q4/2009 05.03.2010. | 1. cet./Q1/2010 04.06.2010. | 2. cet./Q2/2010 03.09.2010. |
| Lata nominālais efektīvais kurss Nominal effective exchange rate of the lats | 01/2010 05.02.2010. | 02/2010 05.03.2010. | 03/2010 07.04.2010. |
| Lata reālais efektīvais kurss (aprēķināts, izmantojot patēriņa cenu indeksus) Real effective exchange rate of the lats (based on consumer price indices) | 12/2009 05.02.2010. | 01/2010 05.03.2010. | 02/2009 07.04.2010. |
| Lata reālais efektīvais kurss (aprēķināts, izmantojot ražotāju cenu indeksus) Real effective exchange rate of the lats (based on producer price indices) | 11/2009 05.02.2010. | 12/2009 05.03.2010. | 01/2010 07.04.2010. |

Kontaktpersonas Contact persons

Aigars Kalniņš
Tālrunis/Tel.: +371 6702 2714
Aigars.Kalnins@bank.lv

Daiga Gaigala-Lizbovska
Tālrunis/Tel.: +371 6702 2580
Daiga.Gaigala-Lizbovska@bank.lv

SATURS

| | |
|---|----|
| SAĪSINĀJUMI UN APZĪMĒJUMI | 4 |
| LATVIJAS MAKSĀJUMU BILANCES APSKATS | 5 |
| STATISTIKAS SAGATAVOŠANAS PAMATPRINCIPI | 9 |
| EIROPAS KOPIENAS EKONOMISKĀS DARBĪBAS STATISTISKĀ KLASIFIKĀCIJA (NACE 1.1 RED.) | 23 |
| TABULAS | 25 |

CONTENTS

| | |
|---|----|
| ABBREVIATIONS AND SYMBOLS | 4 |
| REVIEW OF THE BALANCE OF PAYMENTS | 5 |
| BASIC PRINCIPLES FOR COMPILING STATISTICS | 9 |
| STATISTICAL CLASSIFICATION OF ECONOMIC ACTIVITIES IN THE EUROPEAN COMMUNITY (NACE REV. 1.1) | 23 |
| TABLES | 25 |

Sākot ar izdevuma 2006. gada 1. numuru, saturs un struktūra būtiski mainīta salīdzinājumā ar iepriekšējo praksi.

Metodoloģijas izklāsts papildināts ar skaidrojumu par ārvalstu tiešo investīciju novērtēšanu tirgus cenās, par Latvijas saņemto ES fondu līdzekļu un Latvijas maksājumu ES budžetā uzskaiti maksājumu bilancē, par darījumu statistikas sasaisti ar to atlikumu statistiku, kā arī par lata efektīvo kursu aprēķināšanu.

Statistisko datu sadaļa būtiski paplašināta, veidojot darījumu, to atlikumu un tiešo investīciju datu kopas.

Anālītisko rādītāju tabulās ietverti IKP, preču importa seguma ar rezerves aktīviem, ārvalstu tiešo investīciju uz vienu iedzīvotāju, Latvijas Bankas noteiktie valūtu kursu u.c. rādītāju dati.

Maksājumu bilances datus nodalīti no ES struktūrfondu, Kohēzijas fonda un citiem ES fondu saņemtiem līdzekļiem, maksājumi ES budžetā, turklāt atsevišķi uzrādītas ārvalstu tiešo investīciju neto darījumus veidojošās investīciju ieplūdes un aizplūdes. Preču, pakalpojumu, ienākumu, kārtējo pārvedumu un kapitāla konta dati atspoguļoti arī valstu grupu dalījumā (Latvijas darījumi ar ES valstīm un pārējām valstīm).

Izdevumā iekļauta detalizēta CSP ārējās tirdzniecības statistikas un maksājumu bilances preču bilances datu sasaistes tabula, kā arī starptautisko investīciju bilance, kas atspoguļo neto darījumus, cenu pārmaiņas, valūtas kursu svārstības un citas pārmaiņas.

Tiešo investīciju ārvalstīs un Latvijā neto darījumi un to atlikumi tiek atspoguļoti gan valstu dalījumā, gan darbības veidu un valstu dalījumā.

Izdevumā iekļauti arī lata nominālā efektīvā kursa un lata reālo efektīvo kursu dati, kas aprēķināti, izmantojot patēriņa un ražotāju cenu indeksus.

The content and structure of Latvia's Balance of Payments have been changed substantially as of the first quarter of 2006.

The methodology used has been supplemented with explanations regarding the valuation of foreign direct investment at market prices, recording in the balance of payments of resources received by Latvia from the EU funds and Latvia's contributions to the EU budget, linking net flow and position statistics, and calculating the effective exchange rates of the lats.

The statistical part is extended by presenting data sets of net flows and positions as well as foreign direct investment statistics.

The tables of analytical indicators comprise GDP data, the coverage of imports with reserve assets, foreign direct investment per capita, exchange rates set by the Bank of Latvia and other indicators.

The resources received from the EU structural funds, the Cohesion Fund and other EU funds as well as contributions to the EU budget are reported separately and distinction made between inflows and outflows forming net foreign direct investment. Goods, services, income, current transfer and capital account data are shown in the breakdown by country group (Latvia's transactions with the EU countries and other countries).

The publication includes a detailed reconciliation table of the CSB foreign trade statistics and data of goods balance of Latvia's balance of payments, as well as the international investment position reflecting net flows, price changes, exchange rate changes and other adjustments.

Net flows and positions of foreign direct investment in Latvia and Latvia's direct investment abroad are shown in the breakdown by country as well as by kind of activity and country.

The publication also presents data on the nominal and real effective exchange rate of the lats calculated using consumer and producer price indices.

SAĪSINĀJUMI UN APZĪMĒJUMI

| | |
|------------------|--|
| ASV | Amerikas Savienotās Valstis |
| ĀM | Latvijas Republikas Ārlietu ministrija |
| BOPSY | Maksājumu bilances statistikas gadagrāmata |
| CIF | preces vērtība, ietverot transporta un apdrošināšanas izmaksas līdz importētājvalsts robežai |
| CSP | Latvijas Republikas Centrālā statistikas pārvalde |
| ECB | Eiropas Centrālā banka |
| EKS 95 | Eiropas Kontu sistēma 1995 |
| ES | Eiropas Savienība |
| ES10 | valstis, kas pievienojās ES 2004. gada 1. maijā |
| ES12 | valstis, kas pievienojās ES 2004. gada 1. maijā un 2007. gada 1. janvārī |
| ES15 | valstis, kas ietilpa ES pirms 2004. gada 1. maija |
| ES27 | Eiropas Savienības 27 valstis (vēsturiskie dati aprēķināti atbilstoši pašreizējam ES sastāvam) |
| <i>Extrastat</i> | ES valstu un ārpus ES esošo valstu savstarpējās preču tirdzniecības statistisko datu vākšanas un apkopošanas sistēma |
| FKTK | Finanšu un kapitāla tirgus komisija |
| FM | Latvijas Republikas Finanšu ministrija |
| FOB | preces vērtība, ietverot transporta un apdrošināšanas izmaksas līdz eksportētājvalsts robežai |
| IKP | iekšzemes kopprodukts |
| <i>Intrastat</i> | Kopienas iekšējās tirdzniecības statistikas sistēma |
| MFI | monetrārās finanšu iestādes (centrālā banka, kredītiestādes, krājaizdevu sabiedrības un naudas tirgus fondi) |
| NACE | Eiropas Kopienas Ekonomiskās darbības statistiskā klasifikācija |
| NEK | nominālais efektīvais kurss |
| NVS | Neatkarīgo Valstu Savienība |
| REK | reālais efektīvais kurss |
| RFB | Rīgas Fondu birža (kopš 2009. gada 12. janvāra – <i>NASDAQ OMX Riga</i>) |
| SDIS | Starptautiskais Datu izplatīšanas standarts |
| SIB | Latvijas starptautisko investīciju bilance |
| SVF | Starptautiskais Valūtas fonds |
| VAS | valsts akciju sabiedrība |
| VID | Valsts ieņēmumu dienests |
| VK | Latvijas Republikas Valsts kase |
| VSAA | Valsts sociālās apdrošināšanas aģentūra |
| x | rādītājus nav iespējams aprēķināt. |
| 0 | attiecīgajā periodā nav darījumu vai nav atlikumu vai noapaļošanas rezultāts ir nulle. |
| * | dati precizēti. |
| - | dati nav aprēķināti. |

Izdevuma 8.1.–8.8. tabulā valstis uzskaitītas alfabētiskā secībā atbilstoši valstu kodiem.

ABBREVIATIONS AND SYMBOLS

| | |
|------------------|--|
| BOPSY | Balance of Payments Statistics Yearbook |
| CIF | cost, insurance and freight at the importer's border |
| CIS | Commonwealth of Independent States |
| CSB | Central Statistical Bureau of Latvia |
| ECB | European Central Bank |
| ESA 95 | European System of Accounts 1995 |
| EU | European Union |
| EU10 | countries which joined the EU on 1 May, 2004 |
| ES12 | countries which joined the EU on 1 May, 2004 and on 1 January, 2007 |
| EU15 | EU countries before May 1, 2004 |
| EU27 | 27 countries of the EU (historical data are calculated consistently with the current EU membership) |
| <i>Extrastat</i> | System for the collection and compilation of statistics relating trade in goods between Member States and non-EU countries |
| FCMC | Financial and Capital Market Commission |
| FOB | free on board at the exporter's border |
| GDP | Gross Domestic Product |
| i.i.p. | international investment position |
| IMF | International Monetary Fund |
| <i>Intrastat</i> | Intra-Community Trade Statistical System |
| MF | Ministry of Finance of the Republic of Latvia |
| MFA | Ministry of Foreign Affairs of the Republic of Latvia |
| MFI | monetary financial institutions (the central bank, credit institutions, credit unions and money market funds) |
| NACE | Statistical classification of economic activities in the European Community |
| NEER | nominal effective exchange rate |
| REER | real effective exchange rate |
| RSE | Riga Stock Exchange (<i>NASDAQ OMX Riga</i> as of 12 January 2009) |
| SDDS | Special Data Dissemination Standard |
| SJSC | state joint stock company |
| SRS | State Revenue Service |
| SSIA | State Social Insurance Agency |
| US | United States |
| x | no computations of indicators possible. |
| 0 | no transactions or positions in the respective period or the result of rounding is zero. |
| * | data have been revised. |
| - | data have not been computed. |

The countries are listed in Tables 8.1–8.8 of this issue using the alphabetical order of the country codes.

LATVIJAS MAKSĀJUMU BILANCES APSKATS

Latvijas maksājumu bilances tekošā konta pozitīvais saldo **2009. gada 3. ceturksnī** bija 327.9 milj. latu jeb 10.1% no IKP. Tekošā konta pārpalikums bija mazāks nekā iepriekšējā ceturksnī, jo saruka tiešo investīciju uzņēmumu zaudējumi un saņemtie kārtējie pārveidumi. Eksportam augot straujāk nekā importam, preču un pakalpojumu eksports jau otro ceturksni pēc kārtas bija lielāks nekā imports un pozitīvais saldo sasniedza 11.2 milj. latu jeb 0.3% no IKP.

3. ceturksnī salīdzinājumā ar iepriekšējo ceturksni nedaudz palielinājās ārējās tirdzniecības plūsmas (galvenokārt septembra darījumu ietekmē). Vienlaikus turpināja uzlaboties Latvijas ārējās tirdzniecības bilance. Mēnešu dalījumā importa kāpums bija vērojams tikai septembrī, bet eksports pēc sezonai neraksturīgā graudaugu produktu eksporta krituma jūlijā abos pārējos 3. ceturkšņa mēnešos pieauga.

3. ceturksnī salīdzinājumā ar iepriekšējo ceturksni bija vērojams eksporta¹ kāpums gan nominālajā, gan reālajā izteiksmē, taču rādītāji bija zemāki nekā iepriekšējā gada atbilstošajā periodā. Salīdzinājumā ar iepriekšējo ceturksni (galvenokārt septembra darījumu ietekmē) būtiski pieauga gan dzīvnieku, gan augu valsts lauksaimniecības produktu eksports nominālajā un reālajā izteiksmē. Koka un koka izstrādājumu eksports gan salīdzinājumā ar iepriekšējo gada atbilstošo periodu, gan salīdzinājumā ar iepriekšējo ceturksni reālajā izteiksmē palielinājās, kaut arī nominālajā izteiksmē nelabvēlīgas cenu tendences dēļ samazinājās. Minerālproduktu grupā bija vērojams kāpums reālajā izteiksmē salīdzinājumā ar iepriekšējo gadu, savukārt tekstilmateriālu un tekstilizstrādājumu un metālu eksports reālajā izteiksmē palielinājās salīdzinājumā ar iepriekšējo ceturksni. Septembrī nominālajā izteiksmē pieauga mehānismu un mehānisku ierīču, elektroiekārtu eksports.

Importa¹ kritums 2009. gada pirmajos deviņos mēnešos salīdzinājumā ar iepriekšējā gada atbilstošo periodu sasniedza 41.0% un bija vērojams visās galvenajās preču grupās. Pieprasījuma krituma dēļ nozīmīgākais importa gada samazinājums (64.4% gan 3. ceturksnī, gan 2009. gada pirmajos deviņos mēnešos) bija satiksmes līdzekļu grupā, bet cenu ietekmē būtiski saruka minerālproduktu imports. Eksporta gada samazinājuma temps 2009. gada pirmajos deviņos mēnešos bija mērenāks – 25.1%, t.sk. augu valsts produktu grupā un arī atsevišķās nelielās eksporta preču grupās bija vērojams pat eksporta kāpums nominālajā izteiksmē.

Lata NEK 3. ceturksnī saruka par 0.3%, paliekot augstākā līmenī nekā iepriekšējā gada atbilstošajā periodā. Ar PCI deflētais REK ceturkšņa laikā saruka par 2.3% (gada kāpums saglabājās 5.1% līmenī), norādot uz cenu konkurētspējas pozīcijas uzlabojumu. Turpināja palielināties Latvijas eksporta daļa gan ES27 valstu, gan Krievijas importā. Lai gan nedaudz saruka tirgus daļa Baltijas valstu tirgū, strauji pieauga eksports un tirgus daļa Polijā, kā arī nostiprinājās stāvoklis Dānijas, Vācijas, Zviedrijas, Somijas, Nīderlandes un Lielbritānijas tirgū. Eiropas Komisijas publicētie konjunktūras apsekojumu rezultāti liecina, ka 2009. gada 4. ceturksnī Latvijas uzņēmēju vērtējums par konkurētspēju iekšzemē, ES tirgū un tirgū ārpus ES kļuvis mazāk pesimistisks un arī jau du noslodzes rādītājs rūpniecībā nedaudz palielinājies. Ekonomiskā situācija pasaulē stabilizējas. Vairākumā Latvijas nozīmīgāko tirdzniecības partnervalstu tiek prognozēta tautsaimniecības izaugsme, kas va-

REVIEW OF THE BALANCE OF PAYMENTS

In the third quarter of 2009, surplus in the current account of Latvia's balance of payments was 327.9 million lats or 10.1% of GDP. It was smaller than in the second quarter due to declining losses of direct investment companies and current transfers received. With the growth in exports exceeding that in imports, exports of goods and services outpaced the respective imports for the second consecutive month, and the positive balance amounted to 11.2 million lats or 0.3% of GDP.

In the third quarter, external trade flows accelerated somewhat (primarily on account of September transactions). Meanwhile, Latvia's foreign trade balance continued to improve. In the breakdown by month, import expansion was recorded only for September, while overall exports, following untypical-for-the-season contractions in exports of cereal products in July, increased in the remaining two months of the third quarter.

In the third quarter, exports¹ expanded quarter-on-quarter in both nominal and real terms, with the respective indicators nevertheless lagging behind the level of the corresponding period of previous year. Exports of animal and vegetable (agricultural) products increased notably quarter-on-quarter (primarily on account of September transactions) both in nominal and real terms. In real terms, exports of wood and articles of wood grew year-on-year and quarter-on-quarter while shrinking in nominal terms due to unfavourable price trends. In real terms, exports of the mineral product group recorded a year-on-year rise, whereas textiles and textile articles as well as metals posted a quarter-on-quarter growth. In September, exports of machinery and mechanical appliances, electrical equipment accelerated in nominal terms.

In the first nine months of 2009, imports¹ dropped 41.0% year-on-year, such contraction registered across all major commodity groups. Owing to the sluggish demand, the group of transport vehicles recorded the most pronounced annual import contraction by 64.4% (both in the third quarter and first nine months of the year), while the marked contraction in imports of mineral products was on account of prices. The annual deceleration in exports (25.1%) was less dynamic in the first nine months of 2009, with the vegetable product group and some minor export commodity groups even expanding somewhat in nominal terms.

The lats NEER decreased by 0.3% in the third quarter, nevertheless remaining at a higher level than in the corresponding period of previous year. The CPI-deflated lats REER dropped 2.3% within a quarter (continuing to rise by 5.1% on an annual basis), thus suggesting improvements in price competitiveness. Latvia's shares in imports of EU27 and Russia were progressively on a rise. Even though Latvia's share in the Baltic market narrowed somewhat, its exports and market share in Poland expanded buoyantly, with positions in Denmark, Germany, Sweden, the Netherlands, and the UK also becoming steadier. The European Commission confidence surveys suggest that in the fourth quarter of 2009 Latvian businesses became less pessimistic about the ability to compete domestically as well as within and outside the EU markets; likewise, the industrial capacity utilisation indicator improved somewhat. The global economic situation is stabilising. The economic growth projected for the majority of Latvia's trade partner

¹ CSP sagatavotie ārējās tirdzniecības dati.

¹ Source for foreign trade statistics: CSB.

rētu papildus stimulēt Latvijas eksporta pakāpenisku atjaunošanos jau 2010. gadā.

Pakalpojumu pozitīvais saldo (6.2% no IKP) salīdzinājumā ar iepriekšējā gada atbilstošo periodu pieauga par 27.6%, sniegto pakalpojumu apjomam sarūkot par 14.1%, bet saņemto pakalpojumu apjomam – par 30.0%. Pusi no pakalpojumu eksporta veidoja pārvadājumu pakalpojumi un gandrīz ceturto daļu – braucienu pakalpojumi. Savukārt pakalpojumu importā pārvadājumu pakalpojumu daļa bija mazāka nekā braucienu pakalpojumu daļa (attiecīgi 23.2% un 40.3%).

Pārvadājumu pakalpojumu eksports salīdzinājumā ar iepriekšējā gada atbilstošo periodu kritās par 13.1%. Vismazāk saruka jūras un dzelzceļa transporta pārvadājumu pakalpojumu eksports (attiecīgi par 3.7% un 4.3%), bet visvairāk – autotransporta pārvadājumu pakalpojumu eksports (par 33.5%). Braucienu pakalpojumu eksports samazinājās par 8.3%, bet imports – par 29.9%, atspoguļojot lielāku rezidentu pirktspējas kritumu. Pieauga apdrošināšanas pakalpojumu eksports, sakaru pakalpojumu eksports gandrīz nemainījās, bet visu pārējo pakalpojumu eksports saruka.

Ienākumu un tekošā konta dinamiku noteica tiešo investīciju uzņēmumu zaudējumi. To ietekmē ienākumu konta pozitīvais saldo 3. ceturksnī sasniedza 6.8% no IKP (iepriekšējā gada atbilstošajā periodā negatīvais saldo bija 1.7% no IKP).

Kārtējo pārvedumu pozitīvais saldo (3.0% no IKP) salīdzinājumā ar iepriekšējā gada atbilstošo periodu saruka par 19.6%, jo samazinājās privātā sektora saņemto kārtējo pārvedumu apjoms.

Kapitāla un finanšu konta negatīvais saldo (395.4 milj. latu) bija mazāks nekā iepriekšējā ceturksnī, kad tas pārsniedza 500 milj. latu, un lielākās plūsmas noteica valdības aizņēmumi un ar tiem saistītais Latvijas Bankas rezerves aktīvu pieaugums, kā arī ārvalstu tiešās investīcijas.

Kapitāla konta pozitīvo saldo (55.8 milj. latu) veidoja kapitālieguldījumiem paredzētie ES fondu līdzekļi.

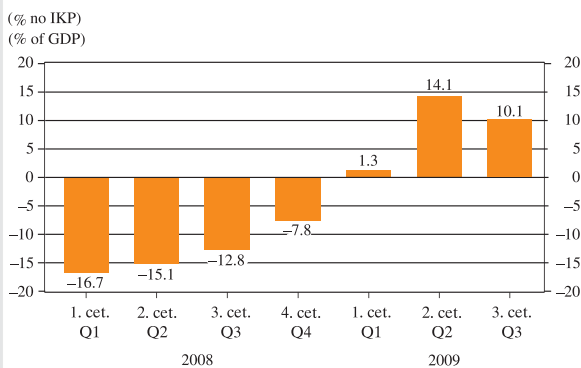
Ārvalstu tiešo investīciju saldo bija pozitīvs (107.4 milj. latu), jo nerezidentu tiešās investīcijas Latvijā (125.9 milj. latu) bija lielākas nekā rezidentu tiešās investīcijas ārvalstīs (18.5 milj. latu). Investīciju pieaugumu Latvijā noteica jaunas ārvalstu tiešo investīciju ieplūdes Latvijas uzņēmumu pašu kapitālā (304.3 milj. latu) un cita kapitāla veidā (62.9 milj. latu), kompensējot tiešo investīciju uzņēmumu zaudējumus. Lielākās ārvalstu tiešās investīcijas bija finanšu starpniecībā (85.6 milj. latu), jo pašu un cita kapitāla ieguldījumi pārsniedza tiešo investīciju uzņēmumu zaudējumus.

Portfeļieguldījumu un atvasināto finanšu instrumentu pozitīvais saldo 3. ceturksnī bija samērā neliels (26.2 milj. latu).

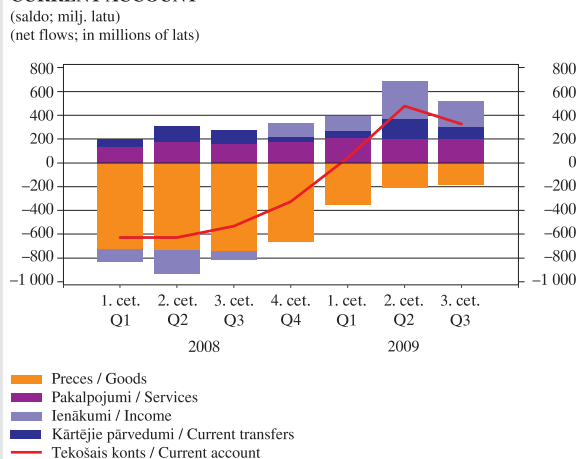
Citu ieguldījumu saldo bija pozitīvs (583.7 milj. latu). To noteica valdības aizņēmumi (gandrīz 1 mljrd. latu). 3. ceturksnī nozīmīgi pieauga banku un uzņēmumu ārzemju aktīvu turējumi un vienlaikus samazinājās banku saistības, liecinot par banku sektora likviditātes uzlabošanos. Kopumā finansējuma aizplūde no banku sektora bija ievērojami mazāka nekā iepriekšējos trijos ceturkšņos. Tas var liecināt par uzticības atjaunošanos tautsaimniecības makroekonomiskajai stabilitātei.

Latvijas Bankas rezerves aktīvu pieaugumu (vairāk nekā 1 mljrd. latu) noteica valdības ārvalstu valūtas noguldījuma atlikuma kāpums Latvijas Bankā. Šo pieaugumu veicināja arī veiktās valūtas intervences.

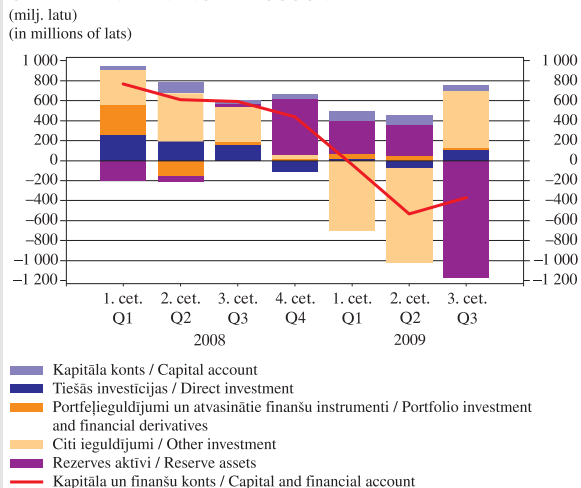
TEKOŠĀ KONTA SALDO CURRENT ACCOUNT BALANCE

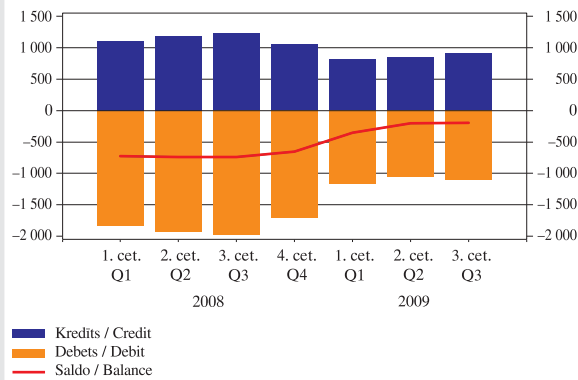


TEKOŠAIS KONTS CURRENT ACCOUNT



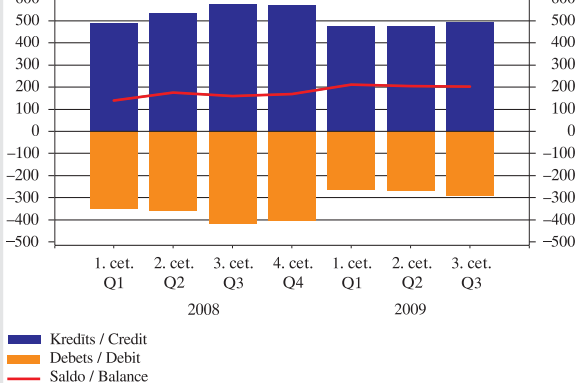
KAPITĀLA UN FINANŠU KONTS CAPITAL AND FINANCIAL ACCOUNT



PRECES**GOODS**(milj. latu)
(in millions of lats)**PAKALPOJUMI****SERVICES**

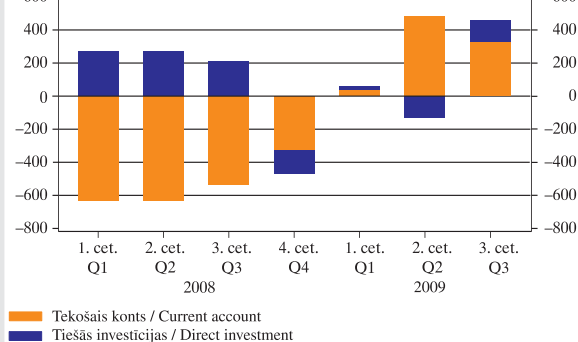
(milj. latu)

(in millions of lats)

**TEKOŠAIS KONTS UN TIEŠĀS INVESTĪCIJAS LATVIJĀ****CURRENT ACCOUNT AND DIRECT INVESTMENT IN LATVIA**

(milj. latu)

(in millions of lats)



countries may act as a new stimulus to a gradual recovery of Latvian exports as early as 2010.

Surplus in services (6.2% of GDP) increased year-on-year by 27.6% due to the shrinking in services exports and imports (by 14.1% and 30.0% respectively). Transportation services accounted for a half of services exports, while travel services made up almost one fourth. As to services imports, the share of transportation services was below that of travel services (23.2% and 40.3% respectively).

Exports of transportation services contracted 13.1% year-on-year. Contractions were less pronounced for exports of transportation services by sea and rail (3.7% and 4.3% respectively), but were substantial for transportation services exports by road (33.5%). Travel services exports narrowed by 8.3%, while the respective imports dropped 29.9% pointing to a sharper decline in residents' purchasing power. Exports of insurance services expanded, communication services exports were broadly unchanged, but exports of all other services diminished.

The dynamics of the income and current account depended on direct investment company losses. The latter underpinned an increment in the income account surplus, which in the third quarter amounted to 6.8% of GDP (against a 1.7% of GDP deficit in the corresponding period of previous year).

Surplus in the current transfers account (3.0% of GDP) was down by 19.6% year-on-year as a result of abating private sector's current transfers.

Deficit in the capital and financial account (395.4 million lats) was smaller than in the previous quarter when it exceeded 500 million lats, with the largest capital flows determined by the government borrowing and the related rise in the Bank of Latvia reserve assets as well as foreign direct investment.

Surplus in the capital account (55.8 million lats) was on account of the EU funding for capital investment.

Net inflow of foreign direct investment amounted to 107.4 million lats, as non-resident direct investment in Latvia was up to 125.9 million lats, while resident direct investment abroad stood at 18.5 million lats. The rise in investment inflow in Latvia was on account of new inflows of foreign direct investment into equity capital of Latvian companies (304.3 million lats) and other capital (62.9 million lats), offsetting the losses of direct investment companies. The bulk of foreign direct investment, 85.6 million lats, went to financial intermediation, as investment in equity capital and other capital exceeded losses of direct investment companies.

Portfolio investment and financial derivatives recorded net inflows, albeit in a small amount in the third quarter (26.2 million lats).

Other investment recorded net inflows (583.7 million lats). They were on account of the government borrowing in the amount of almost 1 billion lats. Foreign asset holdings of banks and companies increased notably, with bank liabilities decreasing at the same time, and suggested higher liquidity in the banking sector. Overall, the outflow of financing from the banking sector was considerably below the level of the three previous quarters. This might be a signal of progressively recovering confidence in macroeconomic stability of the economy.

The Bank of Latvia reserve assets rose over 1 billion lats as a result of growing government deposit in foreign currencies with the Bank of Latvia. The rise was also spurred by currency interventions.

Valdības aizņēmumu ietekmē ceturkšņa laikā ārējais parāds pieauga no 19.8 mljrd. latu līdz 20.6 mljrd. latu, taču IKP krituma dēļ vēl lielāks bija ārējā parāda kāpums attiecībā pret četru ceturkšņu IKP (pieaugums no 131.7% no IKP līdz 145.8% no IKP). Neto ārējais parāds saruka no 8.5 mljrd. latu līdz 8.0 mljrd. latu. To noteica Latvijas Bankas rezerves aktīvu pieaugums, mazāk – privātā sektora ārvalstu aktīvu kāpums un saistību samazinājums. Neto ārējā parāda attiecība pret IKP saruka maz (līdz 56.4% no IKP).

Due to the government borrowing, external debt increased from 19.8 billion lats to 20.6 billion lats within a quarter but due to a downturn in GDP, the hike in the external debt was even steeper vis-à-vis the four-quarter GDP, from 131.7% of GDP to 145.8% of GDP. Latvia's net external debt contracted from 8.5 billion lats to 8.0 billion lats. This was primarily on account of rising Bank of Latvia's reserve assets and, to a lesser extent, due to growing foreign assets and decreasing liabilities of the private sector. The recorded decrease in net external debt to GDP (to 56.4% of GDP) was insignificant.

STATISTIKAS SAGATAVOŠANAS PAMATPRINCIPI

1. LATVIJAS MAKSĀJUMU BILANCE

1.1. Ievads

Maksājumu bilance ir statistikas pārskats, kas atspoguļo Latvijas saimnieciskos darījumus ar pārējām valstīm. Šajā pārskatā atspoguļoti darījumi, kuri saistīti ar precēm, pakalpojumiem, ienākumiem un pārvedumiem, un tie neto darījumi, kuri rada finanšu prasības ("Aktīvi") vai finanšu saistības ("Pasīvi") pret pārējām valstīm.

Maksājumu bilance ietver tekošo kontu, kapitāla un finanšu kontu un novirzi.

Par rezidenti tiek uzskatītas visas institūcijas, t.sk. ārvalstu, kas reģistrētas un darbojas Latvijas teritorijā, un privātpersonas, kuru mājsaimniecības atrodas Latvijā un kuras neizbrauc ārpus Latvijas uz laiku, kas pārsniedz 1 gadu (izņēmums – studenti). Par rezidenti uzskatāmas arī Latvijas valsts diplomātiskās, konsulārās un citas oficiālās pārstāvniecības ārvalstīs. Savukārt nerezidenti ir visas institūcijas, kas reģistrētas ārvalstīs, un privātpersonas, kuru mājsaimniecības atrodas ārpus Latvijas vai kuras ieradušās Latvijā uz laiku, kas īsāks par 1 gadu (izņēmums – studenti). Par nerezidenti uzskatāmas arī ārvalstu diplomātiskās, konsulārās, starptautisko institūciju un citas oficiālās pārstāvniecības Latvijā.

Latvijā kopš 1992. gada maksājumu bilanci sagatavo un publicē katru ceturksni. No 1992. gada līdz 1999. gadam (ieskaitot) to veica CSP. Sākot ar informāciju par 2000. gada 1. ceturksni, maksājumu bilances sagatavošana ir Latvijas Bankas pārziņā.

Statistisko informāciju maksājumu bilances vajadzībām vāc saskaņā ar Valsts statistikas likumu, kas paredz, ka viena no institūcijām, kuras Latvijas Republikā organizē un veic valsts statistikas darbu, ir Latvijas Banka. Likumā "Par Latvijas Banku" noteikts, ka Latvijas Banka vāc, reģistrē un apkopo maksājumu bilances sagatavošanai nepieciešamos statistiskos datus.

1.2. Maksājumu bilances informācijas avoti

Latvijas Banka gan pati vāc maksājumu bilances sagatavošanai nepieciešamos statistiskos datus, gan izmanto citu institūciju savāktu informāciju. Maksājumu bilances informācijas avoti ir šādi.

Tekošais konts

Preces

Ārējās tirdzniecības statistika (CSP)
Pārskatu par transporta un starpniecības pakalpojumiem kopsavilkums (Latvijas Banka)
Pārskatu par zivsaimniecību kopsavilkums (CSP)
Latvijas Bankas peļņas un zaudējumu aprēķins (Latvijas Banka)
Nebanku ārējo maksājumu statistika (Latvijas Banka)

Pārvadājumi

Pārskatu par transporta un starpniecības pakalpojumiem kopsavilkums (Latvijas Banka)
Nebanku ārējo maksājumu statistika (Latvijas Banka)

BASIC PRINCIPLES FOR COMPILING STATISTICS

1 THE BALANCE OF PAYMENTS

1.1 Introduction

The balance of payments is a statistical statement summarising Latvia's economic transactions with the rest of the world. This statement reflects the transactions related to goods, services, income and transfers, and such net transactions that result in financial claims (*Assets*) on or financial obligations (*Liabilities*) to the rest of the world.

The balance of payments incorporates the current account, the capital and financial account, and net errors and omissions.

Residents shall be all institutions, including foreign institutions, registered and operating in the territory of the Republic of Latvia, as well as private persons whose households are located in Latvia and who do not leave Latvia for a period of time exceeding one year (excl. students). Diplomatic, consular and other official representative offices of the Republic of Latvia abroad shall also be regarded as residents. Non-residents shall be all institutions that are registered abroad and private persons whose households are located outside Latvia or who are staying in Latvia for a period of time not exceeding one year (excl. students). Foreign diplomatic and consular representative offices, those of international institutions, and other official representative offices in Latvia shall also be regarded as non-residents.

Latvia's balance of payments has been compiled and published every quarter since 1992. From 1992 to 1999 (inclusive), this was done by the CSB. The Bank of Latvia is responsible for the compilation of the balance of payments as of the first quarter of 2000.

Balance of payments statistics are collected in accordance with the Law "On State Statistics", which names the Bank of Latvia among those institutions that organise and conduct statistical work in the Republic of Latvia. The Law "On the Bank of Latvia" stipulates that the Bank of Latvia shall collect, register and compile balance of payments statistics.

1.2 Sources for the Balance of Payments

In compiling the balance of payments, the Bank of Latvia uses statistics collected by it and other institutions. Data sources are as follows.

Current account

Goods

Foreign trade statistics (CSB)
Aggregated data on transportation and intermediary services (Bank of Latvia)
Aggregated data on fisheries (CSB)
Bank of Latvia's profit and loss statement (Bank of Latvia)
Statistics on non-bank external payments (Bank of Latvia)

Transportation

Aggregated data on transportation and intermediary services (Bank of Latvia)
Statistics on non-bank external payments (Bank of Latvia)

Ārējās tirdzniecības statistika (CSP)
Pārskats par izlidojušo pasažieru skaitu (VAS "Starptautiskā lidosta "Rīga")
Latvijas Republikas robežu šķērsojušo personu skaits (CSP)

Braucieni

Latvijas Republikas robežu šķērsojušo personu apsekojuma statistika (CSP)
Latvijas Republikas robežu šķērsojušo personu skaits (CSP)
Nebanku ārējo maksājumu statistika (Latvijas Banka)

Citi pakalpojumi

Pārskatu par pakalpojumiem kopsavilkums (Latvijas Banka)
Nebanku ārējo maksājumu statistika (Latvijas Banka)
MFI (izņemot centrālo banku) statistika (Latvijas Banka)
Pārskats par pārapsrošināšanas prēmijām un atlīdzībām (FKTK)
Pārskats par Latvijas Republikas vēstniecību, pārstāvniecību un konsulātu ieņēmumiem un izdevumiem (ĀM)
Pārskats par ārvalstu vēstniecībām, pārstāvniecībām un konsulātiem atmaksāto pievienotās vērtības nodokli (VID)
Latvijas Bankas peļņas un zaudējumu aprēķins (Latvijas Banka)
Iemaksas ES budžetā (FM)

Atlīdzība nodarbinātajiem

Pārskatu par jūrnieku noslēgtajiem līgumiem darbam ārvalstīs kopsavilkums (Latvijas Banka)
Darba statistika (CSP)
Pārskats par Latvijas Republikas vēstniecību, pārstāvniecību un konsulātu ieņēmumiem un izdevumiem (ĀM)
Pārskats par ārvalstu vēstniecību, pārstāvniecību un konsulātu samaksātajām sociālās apdrošināšanas obligātajām iemaksām (VID)

Ieguldījumu ienākumi

MFI (izņemot centrālo banku) statistika (Latvijas Banka)
Pārskats par investīcijām kredītiestāžu pamatkapitālā (FKTK)
Latvijas Bankas peļņas un zaudējumu aprēķins (Latvijas Banka)
Pārskatu par ārējiem ieguldījumiem kopsavilkums (Latvijas Banka)
Valdības ārējais parāds (VK)
Nebanku ārējo maksājumu statistika (Latvijas Banka)

Kārtējie pārvedumi

Nebanku ārējo maksājumu statistika (Latvijas Banka)
Saņemtie ES fondu līdzekļi (VK)
Iemaksas ES budžetā (FM)
Tehniskā palīdzība (VK un FM)
Ārējās tirdzniecības statistika (CSP)
MFI (izņemot centrālo banku) statistika (Latvijas Banka)
Valsts budžeta ieņēmumi un izdevumi (VK)
Starptautisko naudas pārvedumu kopsavilkums (CSP)
Latvijas Bankas peļņas un zaudējumu aprēķins (Latvijas Banka)
Darba statistika (CSP)
Pārskats par Latvijas Republikas vēstniecību, pārstāvniecību un konsulātu ieņēmumiem un izdevumiem (ĀM)
Izmaksātās pensijas (VSAA)
Pārskats par pārapsrošināšanas prēmijām un atlīdzībām (FKTK)

Kapitāla konts

Saņemtie ES fondu līdzekļi (VK)
Tehniskā palīdzība (VK un FM)
Nebanku ārējo maksājumu statistika (Latvijas Banka)

Foreign trade statistics (CSB)
Data on the number of passenger departures (SJSC Riga International Airport)
Number of persons entering and leaving the country (CSB)

Travel

Aggregated data on persons entering and leaving the country (CSB)
Number of persons entering and leaving the country (CSB)
Statistics on non-bank external payments (Bank of Latvia)

Other services

Aggregated data on services (Bank of Latvia)
Statistics on non-bank external payments (Bank of Latvia)
MFI (excl. central bank) statistics (Bank of Latvia)
Aggregated data on reinsurance premiums and claims paid (FCMC)
Aggregated data on revenue and expenditure of Republic of Latvia embassies, representative offices and consulates (MFA)
Aggregated data on VAT repaid to foreign embassies, representative offices and consulates (SRS)
Bank of Latvia's profit and loss statement (Bank of Latvia)
Contributions to the EU budget (MF)

Compensation of employees

Aggregated data on contracts concluded by sailors for working abroad (Bank of Latvia)
Labour statistics (CSB)
Aggregated data on revenue and expenditure of Republic of Latvia embassies, representative offices and consulates (MFA)
Aggregated data on social security contributions by foreign embassies, representative offices and consulates (SRS)

Investment income

MFI (excl. central bank) statistics (Bank of Latvia)
Aggregated data on investment in credit institutions' share capital (FCMC)
Bank of Latvia's profit and loss statement (Bank of Latvia)
Aggregated data on foreign investment (Bank of Latvia)
General government external debt (Treasury)
Statistics on non-bank external payments (Bank of Latvia)

Current transfers

Statistics on non-bank external payments (Bank of Latvia)
Resources received from EU funds (Treasury)
Contributions to the EU budget (MF)
Technical assistance (Treasury and MF)
Foreign trade statistics (CSB)
MFI (excl. central bank) statistics (Bank of Latvia)
Statistics on the state budget revenue and expenditure (Treasury)
Aggregated data on international cash transfers (CSB)
Bank of Latvia's profit and loss statement (Bank of Latvia)
Labour statistics (CSB)
Aggregated data on revenue and expenditure of Republic of Latvia embassies, representative offices and consulates (MFA)
Aggregated data on pension payments (SSIA)
Aggregated data on reinsurance premiums and claims paid (FCMC)

Capital account

Resources received from EU funds (Treasury)
Technical assistance (Treasury and MF)
Statistics on non-bank external payments (Bank of Latvia)

Finanšu konts**Tiešās investīcijas**

Pārskatu par ārējiem ieguldījumiem kopsavilkums (Latvijas Banka)
 MFI (izņemot centrālo banku) statistika (Latvijas Banka)
 Pārskats par investīcijām kredītiestāžu pamatkapitālā (FKTK)
 Nebanku ārējo maksājumu statistika (Latvijas Banka)
 Biržā kotēto uzņēmumu akciju cenas (RFB)

Portfeļieguldījumi

Pārskatu par ārējiem ieguldījumiem kopsavilkums (Latvijas Banka)
 MFI (izņemot centrālo banku) statistika (Latvijas Banka)
 Pārskats par investīcijām kredītiestāžu pamatkapitālā (FKTK)
 Latvijas Bankas bilance (Latvijas Banka)
 Valdības ārējais parāds (VK)
 Biržā kotēto uzņēmumu akciju cenas (RFB)
 Nebanku ārējo maksājumu statistika (Latvijas Banka)

Atvasinātie finanšu instrumenti

Latvijas Bankas bilance (Latvijas Banka)
 MFI (izņemot centrālo banku) statistika (Latvijas Banka)
 Pārskatu par vērtspapīru darījumiem kopsavilkums (FKTK)
 Nebanku ārējo maksājumu statistika (Latvijas Banka)

Citi ieguldījumi

Pārskatu par ārējiem ieguldījumiem kopsavilkums (Latvijas Banka)
 MFI (izņemot centrālo banku) statistika (Latvijas Banka)
 Latvijas Bankas bilance (Latvijas Banka)
 Valdības ārējais parāds (VK)
 Pārskats par valdības kontu atlikumiem ārvalstīs (VK)

Rezerves aktīvi

Latvijas Bankas bilance (Latvijas Banka)

1.3. Tekošais konts

Tekošais konts rāda noteiktā periodā veikto preču un pakalpojumu eksportu un importu, ienākumus un izdevumus (darba samaksu, dividendes, procentus) un kārtējos pārvedumus (ES fondu līdzekļus, iemaksas ES budžētā, privātpersonu naudas pārvedumus, pensijas, dāvinājumus, nodokļus u.c.), kas nav paredzēti ieguldījumiem. Preču un pakalpojumu eksports un citu tekošajā kontā atspoguļoto darījumu rezultātā no nerezidentiem saņemamie naudas līdzekļi tiek parādīti kredītā ar "+" zīmi, savukārt preču un pakalpojumu imports un citu tekošajā kontā atspoguļoto darījumu rezultātā nerezidentiem maksājamie naudas līdzekļi tiek parādīti debetā ar "-" zīmi.

1.3.1. Preces

Postenī "Preces", kas atspoguļo noteiktā periodā veikto preču eksportu un preču importu, ietver vispārējās nozīmes preces, preces pārstrādei, preču remontu, transporta organizāciju iegādātās preces un nemonetāro zeltu.

1.3.1.1. Vispārējās nozīmes preces

Informāciju par vispārējās nozīmes precēm gūst no CSP apkopotās ārējās tirdzniecības statistikas datiem. Tie ietver *Intrastat* pārskatu datus par preču tirdzniecības darījumiem ar ES valstīm un muitas kravu deklarāciju datus par preču tirdzniecības darījumiem ar ārpus ES esošajām valstīm (*Extrastat* dati). Ārējās tirdzniecības

Financial account**Direct investment**

Aggregated data on foreign investment (Bank of Latvia)
 MFI (excl. central bank) statistics (Bank of Latvia)
 Aggregated data on investment in credit institutions' share capital (FCMC)
 Statistics on non-bank external payments (Bank of Latvia)
 Prices for company shares quoted at the Stock Exchange (RSE)

Portfolio investment

Aggregated data on foreign investment (Bank of Latvia)
 MFI (excl. central bank) statistics (Bank of Latvia)
 Aggregated data on investment in credit institutions' share capital (FCMC)
 Bank of Latvia's balance sheet (Bank of Latvia)
 General government external debt (Treasury)
 Prices for company shares quoted at the Stock Exchange (RSE)
 Statistics on non-bank external payments (Bank of Latvia)

Financial derivatives

Bank of Latvia's balance sheet (Bank of Latvia)
 MFI (excl. central bank) statistics (Bank of Latvia)
 Aggregated data on transactions with securities (FCMC)
 Statistics on non-bank external payments (Bank of Latvia)

Other investment

Aggregated data on foreign investment (Bank of Latvia)
 MFI (excl. central bank) statistics (Bank of Latvia)
 Bank of Latvia's balance sheet (Bank of Latvia)
 General government external debt (Treasury)
 Aggregated data on balance of government accounts abroad (Treasury)

Reserve assets

Bank of Latvia's balance sheet (Bank of Latvia)

1.3 Current Account

The current account shows exports and imports of goods and services, income and expense (wages and salaries, dividends, interest payments), as well as current transfers (EU funds, contributions to the EU budget, cash transfers of private persons, pensions, donations, taxes, etc) not intended for investment, in a specified period of time. Exports of goods and services as well as funds arising from other transactions recorded in the current account and receivable from non-residents are credited to the account with a positive sign (+), whereas imports of goods and services as well as funds arising from other transactions recorded in the current account and payable to non-residents are debited to the account with a negative sign (-).

1.3.1 Goods

Goods covers exports and imports of general merchandise, goods for processing, repairs on goods, goods procured in ports by carriers, and non-monetary gold in a specified period of time.

1.3.1.1 General Merchandise

Data under *General merchandise* are derived from foreign trade statistics provided by the CSB. They include *Intrastat* data on trading of goods with the EU Member States and customs cargo declaration data on trading of goods with countries outside the EU (*Extrastat* data). In compiling foreign trade statistics, a special trade

statistikas dati Latvijā tiek sagatavoti, izmantojot speciālās tirdzniecības sistēmas shēmu (preču eksportā un preču importā neiekļauj ārvalstīs ražoto preču ievadumu muitas noliktavās un to izvedumu no muitas noliktavām uz ārvalstīm). Eksporta apjomā iekļauj preces, ko izved pārdošanai ārvalstīs, reeksportu, t.i., Latvijā importētās preces, kas izvestas atpakaļ uz ārvalstīm, un humāno un līdzīgu palīdzību. Importa apjomā iekļauj preces, kas deklarētas patēriņam Latvijā, preces, kas ievestas Latvijā no muitas noliktavām, un humāno un līdzīgu palīdzību.

CSP apkopotajā ārējās tirdzniecības statistikā preču eksportu uzrāda FOB cenās, bet preču importu – CIF cenās. Lai nodrošinātu atbilstību starptautiskajiem standartiem, saskaņā ar kuriem preču eksports un preču imports maksājumu bilancē uzrādāms FOB cenās, tiek veiktas preču importa datu korekcijas, izmantojot CSP aprēķinātos koeficientus, kuri rāda FOB un CIF cenu vidējo attiecību 1998. un 1999. gadā (līdz 2000. gadam preču imports muitas kravu deklarācijās tika uzrādīts gan FOB, gan CIF cenās). Preču importa datu korekcijas no CIF uz FOB cenām muitas kravu deklarāciju datiem (*Extrastat* dati) veic individuāli katram transporta veidam un preces izcelsmes valstij rezidentu un nerezidentu pārvadātāju dalījumā, bet *Intrastat* pārskatu datiem – individuāli katrai preces nosūtītājvalstij. Ja muitas kravas deklarācijā preču vērtība norādīta ārvalstu valūtā, šo vērtību pārrēķina latos pēc Latvijas Bankas noteiktā attiecīgās ārvalstu valūtas kursa muitas kravas deklarācijas aizpildīšanas dienā.

Ārējās tirdzniecības statistikā tiek iekļauta arī informācija par elektroenerģijas un dabasgāzes eksportu un importu.

Papildus ārējās tirdzniecības statistikas datiem tiek ietverta informācija no CSP apkopotajiem pārskatiem par tirdzniecības apjomu uz kuģiem, kas zvejo eksteritoriālajos ūdeņos, vērtības korekcija par Latvijā ražotajām un muitas noliktavās ievestajām precēm, kuras tiek eksportētas (preces novērtē tajās pašās cenās, kādas tām reģistrētas, ievadot muitas noliktavās), informācija no Latvijas Bankas peļņas un zaudējumu aprēķina par banknošu drukāšanas un monētu kalšanas izdevumiem un Latvijas Bankas apkopotās nebanku ārējo maksājumu statistikas (t.sk. informācija par jūras un gaisa transportlīdzekļu pirkšanu un pārdošanu uz rezidentu iegādātās preces ar katalogu starpniecību).

1.3.1.2. Preces pārstrādei

Preces pārstrādei ietver preces pārstrādei Latvijā un ārvalstīs. Preces pārstrādei Latvijā ir pārstrādei importētās preces ar saistībām par atpakaļizvešanu un pēc pārstrādes eksportētās preces. Preces pārstrādei ārvalstīs ir pārstrādei eksportētās preces ar saistībām par atpakaļiešanu un pēc pārstrādes importētās preces. Visus darījumus reģistrē pilnā vērtībā (pārstrādei ievesto vai izvesto preču vērtība un pēc pārstrādes izvesto vai ievesto preču pilnā vērtība (izejvielu un pārstrādes pakalpojuma vērtība)). Informāciju par precēm pārstrādei gūst no CSP apkopotās ārējās tirdzniecības statistikas datiem, kas aprēķināti, pamatojoties uz *Intrastat* pārskatu un muitas kravu deklarāciju datiem (pārrēķinot importa datus FOB cenās saskaņā ar 1.3.1.1. punktā minēto metodoloģiju). Ārējās tirdzniecības statistikas dati tiek koriģēti gadījumos, ja kāda no komercsabiedrībām pēc pārstrādes izvesto preču vērtībā iekļāvusi tikai pārstrādes pakalpojuma vērtību.

system scheme is used (where goods produced abroad are imported to and exported from customs warehouses, such imports and exports are excluded from the total). Exports include goods taken out of the country for trading abroad, re-exports, i.e. exports of goods previously imported to Latvia for exporting back to foreign countries, and humanitarian and similar aid. Imports include goods declared for domestic consumption, goods imported to Latvia from customs warehouses, and humanitarian and similar aid.

In foreign trade statistics compiled by the CSB, exported goods are stated in FOB value, while imported goods are stated in CIF value. In order to ensure consistency with the international standards, which require that exports and imports of goods be presented on a FOB basis in the balance of payments, data for imports of goods are adjusted using the coefficients calculated by the CSB, showing the average relation between FOB and CIF values in 1998 and 1999 (until 2000, imported goods in customs cargo declarations were stated in both FOB and CIF values). The adjustment from CIF to FOB values of goods imports stated in customs cargo declarations (*Extrastat* data) is made in the breakdown by resident and non-resident carrier for each mode of transport and each country of goods' origin separately, whereas the respective *Intrastat* data adjustments are made separately for each country of consignment. Where the price of goods in a customs cargo declaration is stated in a foreign currency, it is translated into lats, applying the Bank of Latvia's exchange rate for the respective currency as on the day the customs cargo declaration was filled out.

Foreign trade statistics also include data on exports and imports of electricity and natural gas.

In addition to foreign trade statistics, the following information is used: aggregated data compiled by the CSB on extraterritorial trade by shipping vessels, value adjustment on goods produced in Latvia and exported from customs warehouses (such goods are stated at the prices they have upon entering customs warehouses), information on banknote production and coinage costs from the Bank of Latvia's profit and loss statement, and statistics on non-bank external payments compiled by the Bank of Latvia (including data on purchase and sale of sea and air transport vehicles as well as goods bought by residents via catalogues).

1.3.1.2 Goods for Processing

Goods for processing covers goods for processing both in and outside Latvia. Goods for processing in Latvia include imports of goods for processing and subsequent exports of these goods. Goods for processing abroad include exports of goods for processing and subsequent imports of these goods. All transactions are recorded on a gross basis (the value of goods imported or exported for processing and the value of goods exported or imported after processing (raw material and processing services costs)). Data on goods for processing are derived from foreign trade statistics compiled by the CSB using information from *Intrastat* reports and customs cargo declarations (recalculating the respective prices in accordance with the methodology described in section 1.3.1.1). Foreign trade statistics are adjusted in cases where only processing services costs have been included in the value of goods exported after processing by a company.

1.3.1.3. Preču remonts

Preču remonta eksportā ietver nerezidentu īpašumā esošo kuģu, lidmašīnu un citu pamatlīdzekļu rezidentu veikto remontdarbu izmaksas, kas palielina pamatlīdzekļu vērtību, bet preču remonta importā – rezidentu īpašumā esošo kuģu, lidmašīnu un citu pamatlīdzekļu nerezidentu veikto remontdarbu izmaksas, kas palielina pamatlīdzekļu vērtību. Informāciju par preču remontu gūst no CSP, izmantojot *Intrastat* mēneša pārskatu un muitas kravu deklarāciju datus, veiktajiem aprēķiniem, Latvijas Bankas apkopoto pārskatu par transporta un starpniecības pakalpojumiem kopsavilkuma un nebanku ārējo maksājumu statistikas datiem.

1.3.1.4. Transporta organizāciju iegādātās preces

Transporta organizāciju iegādātās preces ir preces, ko nerezidentu transporta organizācijas iegādājas Latvijā savam patēriņam (eksports), bet rezidentu transporta organizācijas – ārvalstīs (imports). Šo datu avots ir Latvijas Bankas apkopoto pārskatu par transporta un starpniecības pakalpojumiem kopsavilkums.

1.3.1.5. Nemonetārais zelts

Informāciju par nemonetārā zelta (zelts, kas neietilpst rezerves aktīvos) eksportu un importu gūst, izmantojot Latvijas Bankas apkopotos nebanku ārējo maksājumu statistikas datus.

1.3.2. Pakalpojumi

1.3.2.1. Pārvadājumi

Pārvadājumi ir visi vienas valsts rezidentu sniegtie transporta pakalpojumi nerezidentiem. Tie ietver pasažieru pārvadājumus, kravu pārvadājumus, transportlīdzekļu nomu (kopā ar apkalpi) un citus transporta pakalpojumus un palīgdarbības.

Transporta pakalpojumus atspoguļo maksājumu bilances apakšposteņos "Jūras transports", "Gaisa transports" un "Cits transports" (dzelzceļa, auto un cauruļvadu transports).

Latvijā informāciju par transporta pakalpojumiem gūst no Latvijas Bankas apkopoto pārskatu par transporta un starpniecības pakalpojumiem kopsavilkuma un nebanku ārējo maksājumu statistikas datiem. Izmanto arī CSP apkopotos ārējās tirdzniecības statistikas datus un, lietojot 1.3.1.1. punktā minēto aprēķina metodiku, iegūst starpību starp preču importu CIF un FOB cenās. No šīs starpības nodalīto nerezidentu veikto pārvadājumu daļu uzrāda maksājumu bilances postenī "Pārvadājumi" atbilstoši transporta veidam. Datus par pasažieru pārvadājumiem ar gaisa transportu gūst, aprēķinot izmantojot VAS "Starptautiskā lidosta "Rīga"" sniegto informāciju par aizlidojušo pasažieru skaitu aviokompāniju dalījumā, CSP datus par Latvijas Republikas robežu ar gaisa transportu šķērsojušo rezidentu un nerezidentu skaitu mēnesī un datus par katras aviokompānijas aviobiļešu vidējo cenu.

1.3.2.2. Braucieni

Postenī "Braucieni" ietver visas nerezidentu ceļotāju iegādātās preces un saņemtos pakalpojumus Latvijā un visus pirkumus (izmaksas), ko rezidenti ceļotāji veikuši ārvalstīs brauciena laikā. Šajā postenī neietver pasažieru starptautiskos pārvadājumus.

Par ceļotāju uzskata personu, kas ieradusies nerezidences valstī

1.3.1.3 Repairs on Goods

Credit entries under *Repairs on goods* cover the value of resident-performed repairs on ships, aircraft and other fixed assets owned by non-residents that increases assets' book value, while debit entries include the value of non-resident-performed repairs on ships, aircraft and other fixed assets owned by residents that increases assets' book value. The relevant information is derived from the CSB calculations on the basis of *Intrastat* monthly reports and customs cargo declarations, Bank of Latvia's aggregated data on transportation and intermediary services, and statistics on non-bank external payments.

1.3.1.4 Goods Procured in Ports by Carriers

Goods procured in ports by carriers covers goods procured by non-resident carriers for own consumption in Latvia (exports) and resident carriers abroad (imports). Data are derived from aggregated data on transportation and intermediary services compiled by the Bank of Latvia.

1.3.1.5 Non-Monetary Gold

Data on exports and imports of non-monetary gold (gold not included in reserve assets) are derived from the Bank of Latvia's statistics on non-bank external payments.

1.3.2 Services

1.3.2.1 Transportation

Transportation covers all transportation services rendered by residents of a country to non-residents and includes passenger traffic, freight traffic, rentals of transport vehicles (with crew), and other supporting and auxiliary services.

In the balance of payments, transportation services are recorded under items *Sea transport*, *Air transport* and *Other transport* (rail, road and pipeline).

Data on transportation services rendered in Latvia are derived from the Bank of Latvia's aggregated data on transportation and intermediary services and non-bank external payments statistics. CSB foreign trade statistics are also used to obtain, in accordance with the calculation methodology described in section 1.3.1.1, the difference between CIF and FOB values of imported goods. The share of transportation services rendered by non-residents is set apart and recorded under *Transportation* in the balance of payments consistently with the respective mode of transportation. Data on passenger transportation by air are obtained by using information on the number of passenger departures in the breakdown by airline provided by the SJSC Riga International Airport, CSB monthly data on the number of residents and non-residents crossing the border of the Republic of Latvia by air, and information on the average ticket prices of each airline.

1.3.2.2 Travel

Travel covers all goods and services purchased by non-resident travellers in Latvia and all purchases (expense) made by resident travellers outside Latvia. International carriage of travellers is not recorded under this item.

A traveller is a person arriving on a private or business trip in a

personiskā vai darījumu braucienā un uzturas šajā valstī ne ilgāk par 1 gadu. Izņēmums ir studenti, praktikanti un medicīnas iestāžu pacienti, kas tiek uzskatīti par ceļotājiem neatkarīgi no uzturēšanās laika nerezidences valstī.

Informācijai par braucieniem izmanto CSP apkopoto Latvijas Republikas robežu šķērsojušo personu apsekojuma statistikas datus. Robežkontroles punktos ceļotājus aptaujā četras reizes gadā, gūstot informāciju par nerezidentu izdevumiem Latvijā un par Latvijas rezidentu izdevumiem ārvalstīs. Ar matemātisko metožu palīdzību nosaka vienas personas vidējos izdevumus un, šos datus vispārinot, aprēķina kopējos ceļotāju izdevumus. Aprēķinos izmanto Latvijas Republikas Valsts robežsardzes reģistrēto valsts robežu šķērsojušo personu skaitu. Izmanto arī Latvijas Bankas apkopotos nebanku ārējo maksājumu statistikas datus.

1.3.2.3. Citi pakalpojumi

Postenī "Citi pakalpojumi" ietver tos pakalpojumus, kurus neiekļauj postenī "Pārvadājumi" un "Braucieni". Šajā postenī atspoguļo sakaru pakalpojumus, būvniecību, apdrošināšanas pakalpojumus, finanšu pakalpojumus, informācijas pakalpojumus un datorpakalpojumus, autoratlīdzību un maksu par licencēm, citus saimnieciskās darbības pakalpojumus, individuālos, kultūras un atpūtas pakalpojumus un citur neklasificētus valdības pakalpojumus.

Informāciju par šiem pakalpojumiem sniedz galvenokārt Latvijas Bankas apkopoto pārskatu par pakalpojumiem kopsavilkums un Latvijas Bankas apkopotā nebanku ārējo maksājumu statistika. Izmanto arī Latvijas Bankas apkopotos MFI (izņemot centrālo banku) statistikas datus, Latvijas Bankas peļņas un zaudējumu aprēķinu, ĀM pārskatu par Latvijas Republikas vēstniecību, pārstāvniecību un konsulātu ieņēmumiem un izdevumiem, FKTK pārskatu par pārāpdrošināšanas prēmijām un atlīdzībām un FM datus par iemaksām ES budžetā. Datus par ārvalstu vēstniecību, pārstāvniecību un konsulātu izdevumiem Latvijā gūst, aprēķinos izmantojot VID sniegto informāciju par ārvalstu vēstniecībām, pārstāvniecībām un konsulātiem atmaksāto pievienotās vērtības nodokli.

1.3.3. Ienākumi

1.3.3.1. Atlīdzība nodarbinātajiem

Šajā postenī ietver nerezidentu saņemto darba samaksu Latvijā un Latvijas rezidentu nopelnīto darba samaksu ārvalstīs. Tajā iekļauj arī darba devēju par labu nodarbinātajiem veiktās iemaksas sociālās apdrošināšanas fondos un pensiju fondos.

Kreditierakstu informācijas avoti ir Latvijas Bankas apkopoto pārskatu par jūrieku noslēgtajiem līgumiem darbam ārvalstīs kopsavilkums; datus par ārvalstu vēstniecībās, pārstāvniecībās un konsulātos Latvijā nodarbināto rezidentu darba samaksu gūst, aprēķinos izmantojot VID apkopoto informāciju par to veiktajām sociālās apdrošināšanas obligātajām iemaksām. Latvijas rezidentu gūto darba samaksu ārvalstīs novērtē Latvijas Banka, aprēķiniem izmantojot arī ārvalstu vēstniecību datus par Latvijas rezidentiem izsniegtajām darba atļaujām darbam ārvalstīs.

Debiterakstiem tiek izmantoti CSP apkopotie darba statistikas dati un ĀM dati par Latvijas Republikas vēstniecību, pārstāvniecību un konsulātu ieņēmumiem un izdevumiem.

non-residence country and staying in it for less than one year. Students, trainees and patients of medical establishments shall be an exception – they shall be classified as travellers regardless of the duration of their stay in another country.

Data on travel are obtained from the CSB aggregated data on persons entering and leaving the Republic of Latvia. Travellers are polled at border control points four times a year, thus obtaining information about non-residents' spending in Latvia and residents' spending abroad. The average spending of a traveller is calculated by mathematical methods, thereafter obtaining total travellers' spending. The number of travellers crossing the state border is provided by the State Border Guard of the Republic of Latvia. The Bank of Latvia's statistics on non-bank external payments are also used.

1.3.2.3 Other Services

Other services covers the services not included under *Transportation* and *Travel*. The item includes communication services, construction, insurance, financial services, computer and information services, royalties and license fees, other business services, personal, cultural and recreational services, and government services n.i.e.

Information on other services is mainly obtained from the aggregated data on services and aggregated data on non-bank external payments of the Bank of Latvia. MFI (excl. central bank) statistics compiled by the Bank of Latvia, the Bank of Latvia's profit and loss statement, aggregated data on revenue and expenditure of the Republic of Latvia embassies, representative offices and consulates provided by the MFA, data on disbursed re-insurance premiums and claims compiled by the FCMC, and information provided by the MF on contributions to the EU budget are also used. Data on expenditure of foreign embassies, representative offices and consulates in Latvia are calculated using information of the SRS on VAT repayments to foreign embassies, representative offices and consulates.

1.3.3 Income

1.3.3.1 Compensation of Employees

Compensation of employees comprises wages and salaries earned by non-residents in Latvia and by residents outside Latvia. Social security contributions to social security and pension funds made by employers on behalf of employees are also included.

The information source for credit entries is Bank of Latvia's aggregated data on contracts concluded by sailors for working abroad; information on wages and salaries of residents employed at foreign embassies, representative offices and consulates in Latvia is obtained from data compiled by the SRS on social security contributions made by foreign embassies, representative offices and consulates. The Bank of Latvia assesses the amount of compensation of Latvia's residents abroad using also information provided by foreign embassies on labour permits issued to the residents of Latvia for working abroad.

Debit entries are based on labour statistics compiled by the CSB and revenue and expenditure data of the Republic of Latvia embassies, representative offices and consulates of the Republic of Latvia compiled by the MFA.

1.3.3.2. Ieguldījumu ienākumi

Ieguldījumu ienākumi ir rezidentu gūtie ārvalstu finanšu aktīvu turēšanas ienākumi un maksājumi par ārvalstu finanšu saistībām. Kapitāla vērtības pieaugumu vai zudumus, kas rodas, turot finanšu aktīvus vai finanšu saistības, neuzskata par ieguldījumu ienākumiem. Tā ir daļa no aktīvu vai saistību atlikumu vērtības, un to uzrāda kā cenu pārmaiņas SIB.

Ieguldījumu ienākumi atspoguļo tiešo investīciju, portfeļieguldījumu un citu ieguldījumu ienākumus. Tiešo investīciju ienākumi ietver ienākumus par kapitāla vērtspapīriem (dividendes un reinvestētā peļņa) un maksu par parādu (procentus). Dividendes ir kapitāla vērtspapīru emitenta izmaksas no peļņas šo vērtspapīru turētājiem.

Reinvestētā peļņa ir uzņēmuma peļņas vai zaudējumu daļa, kas atbilstoši līdzdalības daļai pieder tiešajam investoram un paliek tiešo investīciju uzņēmuma rīcībā.

Maksa par parādu ir ienākumi, ko samaksā parāda vērtspapīru vai līdzīgu finanšu aktīvu (aizdevumi, tirdzniecības kredīti un noguldījumi) turētājiem.

Tiešo investīciju ienākumu atspoguļošanas laiks ir atkarīgs no ienākuma veida. Dividendes uzrāda tajā periodā, kurā tās aprēķina, t.i., kad tās kļūst pieejamas investoram. Reinvestēto peļņu uzrāda tajā periodā, kurā tā iegūta. Maksu par parādu (procentus) atspoguļo, izmantojot uzkrāšanas principu. Tiešo investīciju ienākumu datu avoti ir Latvijas Bankas apkopoto pārskatu par ārējiem ieguldījumiem kopsavilkums, nebanku ārējo maksājumu statistika, MFI (izņemot centrālo banku) statistika un FKTK sniegtais pārskats par investīcijām kredītiestāžu pamatkapitālā.

Portfeļieguldījumu ienākumus, tāpat kā tiešo investīciju ienākumus, maksājumu bilancē uzrāda ieguldījumu instrumentu dalījumā: ienākumi par kapitāla vērtspapīriem (dividendes) un ienākumi par parāda vērtspapīriem (obligācijas un parādzīmes un naudas tirgus instrumenti). Portfeļieguldījumu ienākumu datu avoti ir Latvijas Bankas apkopoto pārskatu par ārējiem ieguldījumiem kopsavilkums, nebanku ārējo maksājumu statistika, MFI (izņemot centrālo banku) statistika, Latvijas Bankas peļņas un zaudējumu aprēķins un VK apkopotā informācija par valdības ārējo parādu.

Citi ieguldījumu ienākumi ir ienākumi no ieguldījumiem, kas nattiecas uz tiešo investīciju un portfeļieguldījumu ienākumiem. Citu ieguldījumu ienākumu datu avoti ir Latvijas Bankas apkopoto pārskatu par ārējiem ieguldījumiem kopsavilkums, nebanku ārējo maksājumu statistika, MFI (izņemot centrālo banku) statistika, Latvijas Bankas peļņas un zaudējumu aprēķins un VK apkopotā informācija par valdības ārējo parādu.

1.3.4. Kārtējie pārvedumi

Kā kārtējos pārvedumus atspoguļo darījumus, kuros rezidents bez atlīdzības piešķir nerezidentam vai saņem no tā preces, pakalpojumus, finanšu aktīvus vai nefinanšu aktīvus, kas nav paredzēti ieguldījumiem. Kārtējos pārvedumus iedala valdības kārtējos pārvedumos un citu sektoru kārtējos pārvedumos. Valdības kārtējie pārvedumi ietver visus pārvedumus, kuru devējs vai saņēmējs ir valdība vai pašvaldība.

1.3.3.2 Investment Income

Investment income covers residents' income from holdings of foreign financial assets and payments on foreign financial liabilities. The increase or decrease in the value of capital arising from holdings of financial assets or financial liabilities is not regarded as investment income but is a part of assets or liabilities recorded in the i.i.p. as price changes.

Investment income consists of income from direct investment, portfolio investment and other investment. Direct investment income consists of income on equity (dividends and reinvested earnings) and income on debt (interest). Dividends are payments from the profit made by the issuer of equity securities to holders of securities.

Reinvested earnings are such part of company's profit or loss that is available to the direct investor in proportion to investor's holding in the enterprise and remains at the disposal of the direct investment enterprise.

Income on debt is interest payable to holders of debt securities or similar financial assets (loans, trade credits and deposits).

The time of recording the direct investment income depends on the type of income. Dividends are recorded at the time of their calculation, i.e. as of the date on which they become payable to investors. Reinvested earnings are recorded in the period in which they are earned. Income on debt (interest) is recorded on an accruals basis. Data on the direct investment income are mainly obtained from aggregated data on foreign investment, non-bank external payment statistics and MFI (excl. central bank) statistics compiled by the Bank of Latvia, as well as from aggregated data on investment in credit institutions' share capital compiled by the FCMC.

Similar to direct investment income, portfolio investment income is recorded in the balance of payments in the breakdown by investment instrument: income on equity (dividends) and income on debt securities (bonds and notes, and money market instruments). Data on portfolio investment income are obtained from aggregated data on foreign investment, non-bank external payment statistics and MFI (excl. central bank) statistics compiled by the Bank of Latvia, the Bank of Latvia's profit and loss statement, and statistics on general government foreign debt compiled by the Treasury.

Other investment income is income on investment other than direct investment and portfolio investment. Data on other investment income are obtained from aggregated data on foreign investment, statistics on non-bank external payments and MFI (excl. central bank) statistics compiled by the Bank of Latvia, the Bank of Latvia's profit and loss statement, and statistics on general government foreign debt compiled by the Treasury.

1.3.4 Current Transfers

Current transfers are transactions where a resident, without any compensation, provides a non-resident with or receives from non-resident goods, services, financial or non-financial assets not intended for investment. Current transfers fall into current transfers of the general government and current transfers of other sectors. Current transfers of the general government are those where either the donor or the recipient is the central government or local governments.

Kārtējo pārvedumu datu avoti ir VK sniegtā informācija par saņemtajiem ES fondu līdzekļiem un FM dati par reģistrēto ārvalstu un starptautisko organizāciju finansēto tehniskās palīdzības projektu finansējuma apjomu. ES fondu līdzekļus veido ES struktūrfondu un citu ES fondu līdzekļi. ES struktūrfondi ir Eiropas Lauksaimniecības virzības un garantiju fonds (subsīdijas zemniekiem), Eiropas Sociālais fonds un Zivsaimniecības vadības finansēšanas instruments. Citos ES fondos ietilpst citu ES programmu un iniciatīvu ietvaros saņemtie līdzekļi un pirmspievienošanās fondu (PHARE, SAPARD) līdzekļi. Debetierakstos uzrāda Latvijas valdības iemaksas ES budžetā un starptautiskajās organizācijās. Iemaksās ES budžetā ietilpst tradicionālie pašu resursi (muitas nodevas, ievaduita lauksaimniecības precēm un cukura un izoglikozes nodokļi), pievienotās vērtības nodokļa pašu resursi un Lielbritānijas korekcija, kā arī nacionālā bruto ienākuma pašu resursi. Tradicionālie pašu resursi pilnā apjomā tiek uzrādīti kārtējos pārvedumos, bet, tā kā valstīm ES budžetā jāiemaksā 75% no faktiski iekasētā tradicionālo pašu resursu apjoma, 25% no kopsomas tiek uzrādīti citur neklasificēto valdības pakalpojumu kredītā kā no ES saņemtā kompensācija par tradicionālo pašu resursu iekasēšanu.

Datus par citu sektoru kārtējiem pārvedumiem sniedz Latvijas Bankas apkopotā nebanku ārējo maksājumu statistika (tiek ietverta arī informācija par privātpersonu visu veidu ārējiem maksājumiem, kas veikti, izmantojot banku pakalpojumus), CSP apkopoto starptautisko naudas pārvedumu kopsavilkums un CSP apkopotās ārējās tirdzniecības statistikas dati par humānās palīdzības apjomu, Latvijas Bankas peļņas un zaudējumu aprēķins, FKTK pārskats par pārāpdrošināšanas prēmijām un atlīdzībām un VSAA apkopotā informācija par rezidentu no ārvalstīm saņemtajām pensijām un nerezidentiem izmaksātajām pensijām.

1.4. Kapitāla un finanšu kots

1.4.1. Kapitāla kots

Kapitāla kontā iekļauti divi posteņi – "Kapitāla pārvedumi" un "Neproducētie nefinanšu aktīvi". Kapitāla pārvedumi ietver darījumus, kuros rezidents bez atlīdzības piešķir nerezidentam vai saņem no tā finanšu aktīvus vai nefinanšu aktīvus, kas paredzēti ieguldījumiem. Neproducētie nefinanšu aktīvi ietver darījumus, kas saistīti ar aktīviem, kurus lieto vai kuri nepieciešami preču ražošanā un pakalpojumu sniegšanā, bet paši netiek radīti (zemes pirkšana un pārdošana), un darījumus, kas saistīti ar nemateriāliem aktīviem (patenti, autortiesības, preču zīmes, franšīzes u.c.).

Kapitāla konta datu avoti ir VK sniegtā informācija par saņemtajiem ES fondu līdzekļiem un FM dati par reģistrēto ārvalstu un starptautisko organizāciju finansēto tehniskās palīdzības projektu finansējuma apjomu, kā arī Latvijas Bankas apkopotā nebanku ārējo maksājumu statistika. ES fondu līdzekļus veido ES struktūrfondu, Kohēzijas fonda un citu ES fondu līdzekļi. ES struktūrfondi ir Eiropas Reģionālās attīstības fonds, Eiropas Lauksaimniecības virzības un garantiju fonds un Zivsaimniecības vadības finansēšanas instruments. Citos ES fondos ietilpst citu ES programmu un iniciatīvu ietvaros saņemtie līdzekļi un pirmspievienošanās fondu (PHARE) līdzekļi.

Data on current transfers is based on information provided by the Treasury on the resources received from the EU funds and on the funding for technical assistance projects from registered foreign and international organisations obtained from the MF. Transfers from EU funds include those of the EU structural funds and other EU funds. EU structural funds are the European Agricultural Guidance and Guaranty Fund (subsidies to farmers), the European Social Fund and the Financial Instrument for Fisheries Guidance. Other EU funds comprise resources received under other EU programmes and initiatives and pre-accession funds (PHARE, SAPARD). Debit entries record payments of the Latvian government to the EU budget and international organisations. Payments to the EU budget comprise the traditional own resources (customs duties, import duties on agricultural products, tax on sugar and isoglucose), VAT own resource and the rebate of the United Kingdom, as well as own resources of the national gross income. The Member States have to pay to the EU budget 75% of the actually collected traditional own resources. Nevertheless, all collected amount is recorded under *Current transfers*, with 25% recorded under *Government services n.i.e.* (credit) as EU reimbursement for cost of collecting traditional own resources.

Data on other sectors' current transfers are derived from statistics on non-bank external payments compiled by the Bank of Latvia (including data on all types of payments made by private persons using banking services), aggregated data on international cash transfers and aggregated foreign trade data on the scope of humanitarian aid compiled by the CSB, the Bank of Latvia's profit and loss statement, reinsurance premiums and claims paid (FCMC) as well as information compiled by the SSIA on pensions paid to residents by foreign governments and pensions paid to non-residents.

1.4 Capital and Financial Account

1.4.1 Capital Account

The *Capital account* covers *Capital transfers* and *Non-produced non-financial assets*. Capital transfers are transactions where a resident, without any compensation, provides a non-resident with or receives from a non-resident financial or non-financial assets intended for investment. Non-produced non-financial assets cover transactions with assets, which are used or are necessary for use in the manufacture of goods and provision of services but which are not produced (e.g. acquisition and disposal of land), and transactions involving non-produced intangibles (patents, copyright, trade marks, franchise, etc).

Capital account data is based on information provided by the Treasury on resources received from the EU funds and the MF regarding the funding of technical assistance projects from registered foreign and international organisations as well as from statistics on non-bank external payments compiled by the Bank of Latvia. The resources of the EU funds are made up of EU structural funds, the Cohesion Fund, and other EU funds. EU structural funds are the European Regional Development Fund, the European Agricultural Guidance and Guaranty Fund, and the Financial Instrument for Fisheries Guidance. Other EU funds comprise resources received under other EU programmes and initiatives, and pre-accession funds (PHARE).

1.4.2. Finanšu konts

Finanšu kontā ietver darījumus ar finanšu aktīviem un finanšu pasīviem starp rezidentiem un nerezidentiem. Finanšu konta sniegtā informācija ļauj spriest par finanšu resursu pietiekamību tekošajā kontā uzrādīto darījumu finansēšanai.

Finanšu kontā ierakstus atspoguļo kā neto pārmaiņas, t.i., kā starpību starp kredīta un debeta grāmatojumiem (ar "+" zīmi tiek uzrādīta resursu ieplūde valstī, kas norāda uz aktīvu samazinājumu vai pasīvu palielināšanos, un ar "-" zīmi – resursu aizplūde no valsts, kas norāda uz aktīvu palielināšanos vai pasīvu samazināšanos). Finanšu konts ietver piecas lielas finanšu resursu grupas – tiešās investīcijas, portfeļieguldījumus, atvasinātos finanšu instrumentus, citus ieguldījumus un rezerves aktīvus.

1.4.2.1. Tiešās investīcijas

Tiešās investīcijas ir investīcijas, ko ārvalstu investors (tiešais investors) veic, lai iegūtu būtisku līdzdalību (īpašumtiesības, kas atbilst vismaz 10% no parastajām akcijām vai balsstiesībām) kādā Latvijas komercsabiedrībā (tiešo investīciju uzņēmums; "Tiešās investīcijas Latvijā") vai Latvijas investors kādā ārvalstu uzņēmumā ("Tiešās investīcijas ārvalstīs"). Tās ietver tiešās investīcijas pašu kapitāla, reinvestētās peļņas un cita kapitāla veidā. Tiešajām investīcijām raksturīgas ilgtermiņa attiecības starp tiešo investoru un tiešo investīciju uzņēmumu. Tiešais investors var būt gan fiziskā, gan juridiskā persona.

Pašu kapitāls ietver tiešo investīciju uzņēmumu akcijas (daļas) un citus kapitāla ieguldījumus. Šajā postenī uzrāda vēsturisko investīciju pārpirkšanu un jaunus ieguldījumus tiešo investīciju uzņēmumā. Reinvestētā peļņa ir uzņēmuma peļņas vai zaudējumu daļa, kas atbilstoši līdzdalības daļai pieder tiešajam investoram un paliek tiešo investīciju uzņēmuma rīcībā. Cits kapitāls ietver tirdzniecības kredītus, aizņēmumus un aizdevumus, kas veikti starp tiešajiem investoriem un tiešo investīciju uzņēmumiem, tiešo investoru un tiešo investīciju uzņēmumu emitēto parāda vērtspapīru savstarpēju pirkšanu un pārdošanu un citus aktīvus un saistības starp tiešo investoru un tiešo investīciju uzņēmumu. Tiešo investīciju uzņēmuma līdzdalību tiešā investora uzņēmumā mazāk nekā 10% apjomā arī atspoguļo kā tiešo investīciju kapitālu.

Informāciju par tiešajām investīcijām sniedz Latvijas Bankas apkopoto pārskatu par ārējiem ieguldījumiem kopsavilkums, MFI (izņemot centrālo banku) statistika un FKTK sniegtais pārskats par investīcijām kredītiestāžu pamatkapitālā. Tiek izmantoti arī Latvijas Bankas apkopotie nebanku ārējo maksājumu statistikas dati.

Latvijā veiktās ārvalstu tiešās investīcijas pašu kapitālā tiek atspoguļotas pēc iespējas tuvāk tirgus cenām. Atšķirīgi tiek novērtētas ieguldījumu vērtības biržā nekotētos un biržā kotētos uzņēmumos. Ieguldījumu vērtības biržā nekotētos uzņēmumos iegūst, izmantojot ECB rekomendēto pašu kapitāla metodi (pašu kapitāls bilances vērtībā). Pašu kapitāls (PK) ietver šādus posteņus: akciju vai daļu kapitāls (pamatkapitāls), akciju emisijas uzcelojums, ilgtermiņa ieguldījumu pārvērtēšanas rezerve, rezerves, iepriekšējo gadu nesadalītā peļņa un pārskata gada nesadalītā peļņa. PK vērtību kā starpību starp aktīviem un saistībām par katru informācijas

1.4.2 Financial Account

Financial account shows transactions with financial assets and financial liabilities between residents and non-residents. Data of the financial account provides information about the adequacy of financial resources available for financing the transactions recorded in the current account.

All entries in the financial account reflect net changes, i.e. a difference between credit and debit entries (inflow of funds is shown with a positive sign (+) indicating either a decrease in assets or an increase in liabilities, whereas outflow of funds is shown with a negative sign (–) indicating either an increase in assets or a decrease in liabilities). The financial account includes five large groups of financial resources: *Direct investment*, *Portfolio investment*, *Financial derivatives*, *Other investment* and *Reserve assets*.

1.4.2.1 Direct Investment

Direct investment is investment by a foreign investor (direct investor) made to acquire a lasting interest (corresponding to at least a 10% ownership of ordinary shares or voting rights) in a commercial company of Latvia (direct investment enterprise; *Direct investment in Latvia*) or by a Latvian investor in a foreign enterprise (*Direct investment abroad*). The components of direct investment are equity capital, reinvested earnings and other capital. Direct investment implies long-term relationship between a direct investor and direct investment enterprise. Direct investor can be either a natural or legal person.

Equity capital comprises shares (units) of direct investment enterprises and other capital investments. The acquisition of the historic investment and new investments in a direct investment enterprise are included. Reinvested earnings are a part of an enterprise's profit or loss that belongs to the direct investor in proportion to its holding and remains at the disposal of the direct investment enterprise. Other capital comprises trade credits, borrowing and lending transactions conducted between direct investors and direct investment enterprises, reciprocal acquisition and disposal of debt securities issued by direct investors and direct investment enterprises, as well as other assets and liabilities between a direct investor and a direct investment enterprise. Holdings of less than 10% of the direct investment enterprise in the enterprise of the direct investor are also reported as direct investment capital.

Information on direct investment is derived from aggregated data on foreign investment and MFI (excl. central bank) statistics compiled by the Bank of Latvia, aggregated data on investment in credit institutions' share capital compiled by the FCMC. Non-bank external payment statistics compiled by the Bank of Latvia are also used.

To the extent possible, foreign direct investment in equity capital in Latvia is recorded at market value. The market value of investment in unlisted and listed companies is valued differently. Market values of investment in unlisted companies are obtained by using the equity capital approach (own funds at book value) recommended by the ECB. Equity capital (EC) comprises the following items: shares and equity holdings (share capital), share premium, revaluation reserve of long-term investment, reserves, undistributed profit of previous years, and undistributed profit of the reporting year. The value of EC is obtained as a difference between assets and liabilities

sniedzēju gūst no Latvijas Bankas apkopotajiem pārskatiem par ārējiem ieguldījumiem un MFI (izņemot centrālo banku) statistikas datiem. Vienas akcijas (daļas) vērtība tiek noteikta pēc kopējās PK bilances vērtības. PK pārmaiņas pārskata periodā katra ārvalstu investora līmenī tiek sadalītas darījuma pārmaiņās (D), vēsturisko investīciju cenu pārmaiņās (P) un citās pārmaiņās (C):

$$\Delta PK = D + P + C, \text{ kur}$$

$$D = D_n \cdot P_b \quad P = K_s \cdot (P_b - P_s) \quad C = C_n \cdot P_b$$

kur:

D_n – ārvalstu investoram piederošā akciju (daļu) skaita pārmaiņas pamatkapitālā darījuma rezultātā;

C_n – ārvalstu investoram piederošo akciju (daļu) skaita pārmaiņas pamatkapitālā citu pārmaiņu rezultātā;

K_s – ārvalstu investoram piederošais akciju (daļu) skaits pamatkapitālā pārskata perioda sākumā;

P_b un P_s – vienas akcijas (daļas) cena (PK/kopējais pamatkapitāls) attiecīgi pārskata perioda beigās un sākumā.

Ieguldījumu vērtības biržā kotētos uzņēmumos iegūst līdzīgi, vienīgi vienas akcijas cena pārskata perioda beigās un sākumā tiek iegūta, izmantojot RFB datus.

Maksājumu bilancē tiek atspoguļotas tikai darījuma pārmaiņas (D), savukārt starptautisko investīciju bilancē ietver visu veidu pārmaiņu rezultātā (D, P un C) radītās pārmaiņas ieguldījumu atlikumos.

1.4.2.2. Portfeļieguldījumi

Portfeļieguldījumi ir ieguldījumi, kurus Latvijas rezidenti veic citu valstu rezidentu emitētajos vērtspapīros ("Aktīvi") un citu valstu rezidenti – Latvijas rezidentu emitētajos vērtspapīros ("Pasīvi"). Portfeļieguldījumu darījumā ieguldītāja mērķis ir ieguldījuma vērtības pieaugums vai iespēja saņemt dividendes vai procentu ieņēmumus no ieguldītajiem resursiem, nevis tieši ietekmēt komercsabiedrības pārvaldes institūcijas. Portfeļieguldījumu darījumi ietver gan īstermiņa, gan ilgtermiņa finanšu instrumentus. Portfeļieguldījumu raksturīga iezīme ir finanšu instrumentu brīva tirgošana vērtspapīru tirgū. Maksājumu bilancē portfeļieguldījumus klasificē pēc finanšu instrumenta veida: kapitāla vērtspapīri un parāda vērtspapīri (obligācijas un parādzīmes un naudas tirgus instrumenti).

Portfeļieguldījumi kapitāla vērtspapīros (gan no jauna emitētās, gan otrreizējā tirgū apgrozībā esošās akcijas) ietver akciju (daļu) pirkšanu un pārdošanu, ja tās apstiprina nerezidenta līdzdalību rezidenta uzņēmuma vai rezidenta līdzdalību nerezidenta uzņēmuma pamatkapitālā mazāk nekā 10% apjomā. Iznēmums ir gadījumi, kad līdzdalība, kas mazāka par 10%, tiek iegūta tiešā investora uzņēmumā (atspoguļo pie tiešajām investīcijām). Lai Latvijā veikto portfeļieguldījumu kapitāla vērtspapīru dati (pasīvi) tiktu atspoguļoti pēc iespējas tuvāk tirgus cenām, par biržā kotētajiem uzņēmumiem tiek izmantoti RFB dati, bet par biržā nekotētajiem uzņēmumiem – dati, kas iegūti, izmantojot ECB rekomendēto pašu kapitāla metodi (pašu kapitāls bilances vērtībā) atbilstoši 1.4.2.1. punktā aprakstītajai metodoloģijai.

Portfeļieguldījumi obligācijās un parādzīmēs ietver darījumus, kuru rezultātā nerezidenti, kas nav tiešie investori vai tiešo investīciju

for each provider of information from the Bank of Latvia's aggregated data on foreign investment and MFI (excl. central bank) statistics. The value of one share (unit) is obtained from the total EC book value. EC changes in the reporting period with regard to each foreign investor are recorded in the breakdown by change arising from transaction (D), price changes for historic investment (P) and other changes (C):

$$\Delta PK = D + P + C, \text{ where}$$

$$D = D_n \cdot P_b \quad P = K_s \cdot (P_b - P_s) \quad C = C_n \cdot P_b$$

where

D_n is changes in the number of shares (units) owned by a foreign investor in the share capital arising from a transaction;

C_n is changes in the number of shares (units) owned by a foreign investor in the share capital arising from other changes;

K_s is the number of shares (units) owned by a foreign investor in the share capital at the beginning of the reporting period;

P_b and P_s are share (unit) prices (EC/total share capital) at the end and the beginning of the reporting period, respectively.

Market values of investment in listed companies are obtained in a similar way, with an exception that the price of one share at the end and beginning of the reporting period is obtained using RSE data.

Only changes arising from transactions (D) are recorded in the balance of payments, whereas the international investment position records all changes in investment positions resulting from all kinds of changes (D, P and C).

1.4.2.2 Portfolio Investment

Portfolio investment covers acquisitions by Latvia's residents of securities issued by non-residents (*Assets*), and acquisitions by non-residents of the securities issued by Latvia's residents (*Liabilities*). Portfolio investment is made with the purpose of increasing the investment value or earning dividends or interest, without directly influencing the management of the company. Portfolio investment includes the short-term and long-term financial instruments. Financial instruments included under portfolio investment are freely tradable. In the balance of payments, portfolio investment is classified into *Equity securities* and *Debt securities* (bonds and notes, money market instruments).

Portfolio investment in equity securities (new share issues and shares traded in the secondary market) covers acquisition and disposal of shares (units) if they represent a holding of less than 10% of a non-resident's ownership in the capital of a resident's enterprise or of a resident's holding in the capital of a non-resident's enterprise. A holding of less than 10% in the capital of a direct investor's enterprise (recorded under direct investment) shall be an exception. To record the data on portfolio investment in equity securities in Latvia (liabilities) at the market value to the extent possible, information on listed enterprises provided by the RSE is used, whereas data for unlisted enterprises are derived by applying the equity capital approach (own funds at book value) recommended by the ECB consistently with methodology in section 1.4.2.1.

Portfolio investment in bonds and notes includes transactions where non-residents other than direct investors or direct investment enterprises acquire and dispose of their holdings of debt securities

uzņēmumi, pērk un pārdod to valdījumā esošos parāda vērtspapīrus, kuru emisijas brīdī noteiktais dzēšanas termiņš pārsniedz vienu gadu. Kā portfeļieguldījumus atspoguļo arī šo parāda vērtspapīru dzēšanu.

Naudas tirgus instrumentu emisijas brīdī noteiktais dzēšanas termiņš ir līdz 1 gadam (ieskaitot).

Katru portfeļieguldījumu veidu atspoguļo sektoru dalījumā (centrālā banka, valdība, MFI (izņemot centrālo banku) un citi sektori).

Centrālās bankas portfeļieguldījumu datu avots ir Latvijas Bankas bilance. Informāciju par valdības un MFI (izņemot centrālo banku) sektora portfeļieguldījumiem sniedz Latvijas Bankas apkopotā MFI (izņemot centrālo banku) statistika, FKTK sagatavotais pārskats par investīcijām kredītiestāžu pamatkapitālā un VK apkopotie valdības ārējā parāda dati. Informāciju par citu sektoru portfeļieguldījumiem gūst no Latvijas Bankas apkopoto pārskatu par ārējiem ieguldījumiem kopsavilkuma. Tiek izmantoti arī Latvijas Bankas apkopotie nebanku ārējo maksājumu statistikas dati.

1.4.2.3. Atvasinātie finanšu instrumenti

Atvasinātie finanšu instrumenti ietver darījumus ar biržā tirgotajiem nākotnes līgumiem (*futures*), biržā netirgotajiem nākotnes līgumiem (*forwards*) un iespējas līgumiem (*options*), kuri noslēgti starp rezidentu un nerezidentu, un citiem līgumiem, kuri noslēgti uz kāda reāla vai nosacīta aktīva pamata un kuru vērtība atkarīga no procentu likmju, valūtas kursu, akciju cenu, akciju indeksu, preču cenu un citu līdzīgu faktoru pārmaiņām periodā no līguma noslēgšanas datuma līdz līguma izpildes datumam. Ieguldījumus atvasinātajos finanšu instrumentos maksājumu bilancē atspoguļo sektoru dalījumā (centrālā banka, valdība, MFI (izņemot centrālo banku) un citi sektori).

Informāciju par ieguldījumiem atvasinātajos finanšu instrumentos gūst no Latvijas Bankas bilances, MFI (izņemot centrālo banku) statistikas, FKTK apkopoto pārskatu par vērtspapīru darījumiem kopsavilkuma un Latvijas Bankas apkopotās nebanku ārējo maksājumu statistikas datiem.

1.4.2.4. Citi ieguldījumi

Citi ieguldījumi ir visi finanšu darījumi, kurus neietver tiešajās investīcijās, portfeļieguldījumos, atvasinātajos finanšu instrumentos un rezerves aktīvos. Citus ieguldījumus atspoguļo ieguldījuma veidu (tirdzniecības kredīti, aizdevumi, aizņēmumi, nauda un noguldījumi, citi aktīvi un citi pasīvi) un sektoru (centrālā banka, valdība, MFI (izņemot centrālo banku) un citi sektori) dalījumā.

Tirdzniecības kredīti ir darījumi, kuru rezultātā preču pārdevējs vai pakalpojumu sniedzējs piegādā preces vai sniedz pakalpojumus avansā (ar pēcsamaksu) vai preču pircējs vai pakalpojumu saņēmējs veic avansa maksājumus (priekšsamaksu).

Aizdevumi ir darījumi, kuru rezultātā kreditors, vienojoties ar debitoru, nodod tam finanšu aktīvus, un, ja pretī tiek saņemts parādu apstiprinošs dokuments, to nevar pārdot vai nodot tālāk.

Nauda un noguldījumi ietver rezidentu veikto noguldījumu palielinājumu un samazinājumu ārvalstu kredītiestādēs, ārvalstu valūtas pārmaiņas kasē un nerezidentu veikto noguldījumu palielinājumu un samazinājumu Latvijas MFI (izņemot centrālo banku).

with original maturity of over one year. The redemption of such debt securities is also reflected under portfolio investment.

Money market instruments have original maturity of up to one year (inclusive).

Each category of portfolio investment is recorded in the breakdown by institutional sector (central bank, general government, MFIs (excl. central bank) and other sectors).

Portfolio investment data of the central bank are derived from the Bank of Latvia's balance sheet. Data on portfolio investment in the general government and MFI sectors (excl. central bank) are obtained from aggregated MFI (excl. central bank) statistics compiled by the Bank of Latvia, aggregated data on investment in credit institutions' share capital compiled by the FCMC, and statistics on the government foreign debt compiled by the Treasury. Information regarding portfolio investment in other sectors is derived from the Bank of Latvia's aggregated data on foreign investment. Likewise, statistics on non-bank external payments compiled by the Bank of Latvia are used.

1.4.2.3 Financial Derivatives

Financial derivatives covers futures, forward foreign exchange contracts and options with a resident and non-resident as contracting parties, and other contracts that are concluded on the basis of a real or notional asset and whose value depends on changes in interest rates, exchange rates, share prices, stock indices, goods prices and other similar factors in the period between the contract conclusion and expiration date. In the balance of payments, investment in financial derivatives is recorded in the breakdown by sector (central bank, general government, MFIs (excl. central bank), and other sectors).

Data on investment in financial derivatives are derived from the Bank of Latvia's balance sheet, MFI (excl. central bank) statistics, aggregated data on transactions with securities compiled by the FCMC, and statistics on non-bank external payments compiled by the Bank of Latvia.

1.4.2.4 Other Investment

Other investment covers all financial transactions that are not included under *Direct investment*, *Portfolio investment*, *Financial derivatives* and *Reserve assets*. Other investment is broken down by investment type (trade credits, loans, currency and deposits, other assets, and other liabilities) and institutional sector (central bank, general government, MFIs (excl. central bank), and other sectors).

Trade credits are transactions where the supplier of goods or provider of services procures goods or renders services in advance (direct extension of credit) or where the buyer of goods or services makes an advance payment (prepayment).

Loans are transactions, where the creditor, upon an agreement with the debtor, transfers financial assets to the debtor; if the creditor receives a document confirming the debt, it cannot be sold or transferred to a third party.

Currency and deposits covers an increase or decrease in deposits made by residents with non-resident (foreign) credit institutions, changes in foreign currency in vault, and an increase or decrease

Citi aktīvi un citi pasīvi ietver jebkurus citus darījumus, kas nav kvalificējami kā tirdzniecības kredīti, aizdevumi, aizņēmumi un nauda un noguldījumi. Šeit tiek iekļautas arī Latvijas iemaksas starptautisko organizāciju kapitālā.

Informācijas par citiem ieguldījumiem avots ir Latvijas Bankas apkopoto pārskatu par ārējiem ieguldījumiem kopsavilkums un MFI (izņemot centrālo banku) statistika. Informāciju par centrālās bankas citiem ieguldījumiem sniedz Latvijas Bankas bilance, bet informāciju par valdības sektora citiem ieguldījumiem gūst no VK apkopotās informācijas par valdības ārējo parādu un valdības kontu atlikumiem ārvalstīs.

1.4.2.5. Rezerves aktīvi

Maksājumu bilances rezerves aktīvus veido monetārais zelts, Speciālās aizņēmuma tiesības (XDR), rezerves pozīcija SVF, aktīvi ārvalstu valūtās (nauda, noguldījumi un vērtspapīri) un citas prasības.

Finanšu aktīvus, kuri ir centrālās bankas rīcībā un kurus nevar kvalificēt kā rezerves aktīvus, pieskaita portfeļieguldījumiem vai citiem ieguldījumiem.

Informāciju par rezerves aktīviem gūst no Latvijas Bankas bilances.

1.5. Novirze

Maksājumu bilance tiek sagatavota, izmantojot dažādus datu avotus, ko apkopo ne tikai Latvijas Banka, bet arī citas institūcijas, tāpēc parasti maksājumu bilancē rodas uzskaites kļūda, ko sauc par novirzi. Novirzes apjomam ilgākā laika periodā vajadzētu izlīdzināties – vienā periodā novirze var būt pozitīva, citā – negatīva, bet svarīgi, lai viena tendence neturpinātos ilgi. "+" zīme norāda uz tekošā konta finansējuma iztrūkumu, bet "-" zīme – uz finansējuma pārpalikumu.

2. LATVIJAS STARPTAUTISKO INVESTĪCIJU BILANCE

Starptautisko investīciju bilance ir statistikas pārskats, kas atspoguļo Latvijas finanšu prasību ("Aktīvi") un finanšu saistību ("Pasīvi") pret pārējām valstīm atlikumu vērtību un sastāvu noteiktā datumā, kā arī šo atlikumu vērtības pārmaiņu iemeslus attiecīgajā laika periodā. Atlikumu vērtības pārmaiņas var notikt neto darījumu rezultātā (maksājumu bilances dati), valūtas kursu svārstību dēļ, cenu pārmaiņu rezultātā vai citu pārmaiņu (galvenokārt dažādu veidu pārklasifikācijas informācijas sniedzēja uzskaites sistēmā, kā arī parāda kapitalizācijas u.c. darbību) dēļ. Starptautisko investīciju bilancē investīcijas iedala aktīvos un pasīvos. Gan aktīvi, gan pasīvi ietver tiešās investīcijas, portfeļieguldījumus, atvasinātos finanšu instrumentus un citus ieguldījumus, bet aktīvi – arī rezerves aktīvus. Starptautisko investīciju bilances datu avoti ir tādi paši kā maksājumu bilances finanšu kontam.

3. LATVIJAS ĀRĒJAIS PARĀDS

Pārskatu par Latvijas ārējo parādu Latvijas Banka sniedz saskaņā ar Starptautiskā Valūtas fonda "Ārējā parāda statistika: Sagatavotāju un lietotāju rokasgrāmata" prasībām un izmantojot starptautisko investīciju bilances datus.

in non-residents' deposits with Latvia's MFIs (excl. central bank).

Other assets and *Other liabilities* include any other transactions that cannot be classified as trade credits, loans, and currency and deposits. Latvia's payments to the capital of international organisations are also recorded under this item.

Data on other investment are derived from aggregated data on foreign investment and MFI (excl. central bank) statistics compiled by the Bank of Latvia. Data on other investment of the Bank of Latvia is based on the Bank of Latvia's balance sheet, whereas data on other investment of the government sector are derived from information on the government external debt and the balance of government accounts abroad provided by the Treasury.

1.4.2.5 Reserve Assets

In the balance of payments, reserve assets are made up of monetary gold, Special Drawing Rights (XDR), reserve position in the IMF, foreign exchange (currency, deposits and securities), and other claims.

Financial assets that are at the disposal of the central bank and cannot be classified as reserve assets are recorded under *Portfolio investment* or *Other investment*.

Data on reserve assets are derived from the Bank of Latvia's balance sheet.

1.5 Errors and Omissions

As the balance of payments' accounts are prepared using various data sources compiled not only by the Bank of Latvia but also other institutions, discrepancies in entries, known as errors and omissions, may occur. Over a longer horizon, with the deviation being positive at one time and negative at another, errors and omission should level out; yet it is important for either tendency not to persist too long. A positive sign (+) indicates a deficit of the current account financing, whereas a negative sign (–) points to surplus financing.

2 LATVIA'S INTERNATIONAL INVESTMENT POSITION

International investment position is a statistical statement reflecting the value and composition of Latvia's financial claims (*Assets*) on and financial obligations (*Liabilities*) to the rest of the world, respectively, at a specified date. Changes in the residual values may occur as a result of net flows (balance of payments data), exchange rate changes, price changes, and other adjustments (mainly due to various reclassifications in the system of information provider, debt capitalisation, etc). Investment under international investment position is classified into assets and liabilities. Both assets and liabilities include direct investment, portfolio investment, financial derivatives, and other investment, with reserve assets also included under *Assets*. Sources for the international investment position are the same as for the financial account of the balance of payments.

3 LATVIA'S EXTERNAL DEBT

The Bank of Latvia reports information on Latvia's external debt in accordance with the IMF manual *External Debt Statistics: Guide for Compilers and Users* on the basis of international investment position data.

Ārējā parāda (bruto) dati sniegti sektoru (valdība, centrālā banka, MFI (izņemot centrālo banku) un citi sektori), ieguldījuma veidu un termiņu dalījumā. Tie atspoguļo Latvijas parādu radošās saistības pret pārējām valstīm.

Ārējie aktīvi atspoguļo Latvijas finanšu prasību atbilstošās pozīcijas (netiek ietverti posteņa "Rezerves aktīvi" apakšposteņi "Monētārais zelts" un "Speciālās aizņēmuma tiesības").

Ārējais parāds (neto) tiek aprēķināts kā bruto ārējais parāds mīnus ārējie aktīvi.

4. LATA EFEKTĪVIE KURSI

Lata efektīvie kursi ir lata vidējie svērtie kursi attiecībā pret Latvijas galveno tirdzniecības partnervalstu valūtām. Tos izmanto Latvijas ārējās konkurētspējas noteikšanai un izsaka kā lata NEK un REK indeksus.

Lata NEK indekss tiek aprēķināts kā vidējais ģeometriskais (svērtais) lata kursa (Latvijas galveno tirdzniecības partnervalstu valūtās) indekss:

$$NEK = \prod_{i=1}^n \left(\frac{1}{e_i} \right)^{w_i},$$

kur:

n – 13 (galveno tirdzniecības partnervalstu skaits);

e_i – i valsts attiecīgā perioda vidējā valūtas kursa (latos) indekss (bāzes periods – 1995. gada decembris);

w_i – i valsts īpatsvars Latvijas ārējās tirdzniecības apgrozījumā ar 13 galvenajām tirdzniecības partnervalstīm.

Lata REK indeksu aprēķina, NEK indeksu koriģējot ar vidējo ģeometrisku (svērto) cenu un izmaksu indeksu Latvijā un galvenajās tirdzniecības partnervalstīs attiecību:

$$REK = NEK \cdot \prod_{i=1}^n \left(\frac{P_{LV}}{P_i} \right)^{w_i},$$

kur:

n – 13 (galveno tirdzniecības partnervalstu skaits);

P_{LV} – cenu un izmaksu indekss Latvijā (bāzes periods – 1995. gada decembris);

P_i – cenu un izmaksu indekss i valstī (bāzes periods – 1995. gada decembris);

w_i – i valsts īpatsvars Latvijas ārējās tirdzniecības apgrozījumā ar 13 galvenajām tirdzniecības partnervalstīm.

Latvijas galveno tirdzniecības partnervalstu īpatsvars aprēķināts, lietojot CSP apkopotos ārējās tirdzniecības statistikas 2000.–2002. gada datus, un atspoguļo katras partnervalsts daļu Latvijas ārējās tirdzniecības apgrozījumā (preču imports plus preču eksports ar 13 galvenajām tirdzniecības partnervalstīm). Latvijas 13 galveno tirdzniecības partnervalstu (ASV, Dānija, Francija, Igaunija, Itālija, Krievija, Lielbritānija, Lietuva, Nīderlande, Polija, Somija, Vācija un Zviedrija) daļa aptver 82% no kopējā Latvijas ārējās tirdzniecības apgrozījuma minētajā periodā.

REK indeksu aprēķiniem Latvijā kā cenu un izmaksu indeksus izmanto patēriņa cenu indeksus (dati tiek iegūti no attiecīgo valstu oficiālo statistikas iestāžu publikācijām) un ražotāju cenu indeksus

External debt data (gross) are disseminated in the breakdown by sector (general government, central bank, MFIs (excl. central bank) and other sectors), investment instrument and maturity. They present debt-related liabilities of Latvia to other countries.

External assets reflect the corresponding items of Latvia's net financial claims (sub-items *Monetary gold* and *Special Drawing Rights* of the item *Reserve assets* are not included).

The net external debt position is equal to gross external debt less external assets in debt instruments.

4 EFFECTIVE EXCHANGE RATES OF THE LATS

Effective exchange rates of the lats are the average weighted rates of the lats against the currencies of Latvia's major trade partners. They are used to measure Latvia's competitiveness on foreign markets and are expressed as NEER and REER indices of the lats.

The NEER index of the lats is calculated as the geometric mean (weighted) index of the lats (in currencies of Latvia's major trade partners):

$$NEER = \prod_{i=1}^n \left(\frac{1}{e_i} \right)^{w_i}$$

where

n is 13 (the number of major trade partners);

e_i is the average exchange rate (in lats) index of country i in the respective period (December 1995 as the basis period);

w_i is the share of country i in Latvia's foreign trade turnover with 13 major trade partners.

The REER index of the lats is calculated by adjusting the NEER index with the ratio of the average geometric (weighted) price and cost index in Latvia and its major trade partners:

$$REEK = NEER \cdot \prod_{i=1}^n \left(\frac{P_{LV}}{P_i} \right)^{w_i}$$

where

n is 13 (the number of major trade partners);

P_{LV} is the price and cost index in Latvia (December 1995 as the basis period);

P_i is the price and cost index in country i (December 1995 as the basis period);

w_i is the share of country i in Latvia's foreign trade turnover with 13 major trade partners.

The share of major trade partners in Latvia's foreign trade turnover is calculated on the basis of aggregated foreign trade data compiled by the CSB for 2000–2002 and represents the share of each trade partner in the foreign trade turnover of Latvia (goods imports plus goods exports with 13 major trade partners). The aggregated share of Latvia's 13 major trade partners (Denmark, Estonia, Finland, France, Germany, Italy, Lithuania, the Netherlands, Poland, Russia, Sweden, the United Kingdom and the US) accounts for 82% of the total foreign trade turnover of Latvia for the given period.

For REER index calculations in Latvia, consumer price indices (with data obtained from publications of official statistical

(dati tiek iegūti no ECB datubāzes, kas veidota speciāli REK indeksu aprēķināšanai).

Ārvalstu valūtu perioda vidējo kursu indeksi tiek aprēķināti, lietojot Latvijas Bankas noteiktos valūtu kursus.

Analītiskos nolūkos tiek aprēķināti gan kopējie NEK un REK indeksi, gan arī indeksi pret divām galveno tirdzniecības partnervalstu valūtu grupām – pret attīstīto valstu (ASV, Dānija, Francija, Itālija, Lielbritānija, Nīderlande, Somija, Vācija un Zviedrija) valūtu grupu un pret Igaunijas, Krievijas, Lietuvas un Polijas valūtu grupu.

Gan NEK, gan REK indeksa samazinājums liecina par Latvijas eksportētāju konkurētspējas uzlabošanos galvenajās tirdzniecības partnervalstīs, turpretī to pieaugums – par konkurētspējas pasliktināšanos galvenajās tirdzniecības partnervalstīs. NEK indekss ļauj izvērtēt konkurētspējas pārmaiņas atkarībā no valūtas kursu svārstībām tirgū, savukārt REK indekss papildus ietver cenu un izmaksu pārmaiņu salīdzinājumu iekšzemē un galvenajās tirdzniecības partnervalstīs.

institutions) and producer price indices (with data obtained from the ECB database created specially for REER index calculation) are used as price and cost indices.

Period averages of foreign exchange rate indices are calculated using foreign exchange rates set by the Bank of Latvia.

For analytical purposes, aggregated NEER and REER indices as well as indices of the two currency groups of major trade partners – industrial countries (Denmark, Finland, France, Germany, Italy, the Netherlands, Sweden, the United Kingdom and the US) and Estonia, Lithuania, Poland and Russia – are calculated.

A decline in both the NEER and REER indices point to improved competitiveness of Latvian exporters in the markets of major trade partners, whereas the increase in them is a sign of deteriorating competitiveness. The NEER index allows assessing the changes in competitiveness depending on exchange rate changes, whereas the REER index additionally includes the comparison of domestic price and cost changes with those of the major trade partners.

EIROPAS KOPIENAS EKONOMISKĀS DARBĪBAS STATISTISKĀ KLASIFIKĀCIJA (NACE 1.1 RED.)
STATISTICAL CLASSIFICATION OF ECONOMIC ACTIVITIES IN THE EUROPEAN COMMUNITY (NACE REV. 1.1)

| Darbības apraksts | Kods Code | | Description |
|--|--------------------|---|---|
| | Sekcija Section | Nodaļa Division | |
| Lauksaimniecība, medniecība un mežsaimniecība | A | 01..02 | Agriculture, hunting and forestry |
| Lauksaimniecība, medniecība un ar to saistīti pakalpojumi | | 01 | Agriculture, hunting and related service activities |
| Mežsaimniecība, kokmateriālu sagatavošana un ar to saistīti pakalpojumi | | 02 | Forestry, logging and related service activities |
| Zvejniecība | B | | Fishing |
| Zvejniecība, zivkopība un ar to saistīti pakalpojumi | | 05 | Fishing, fish farming and related service activities |
| Ieguves rūpniecība un karjeru izstrāde | C | 10..14 | Mining and quarrying |
| Ogļu un brūnoglū ieguve; kūdras ieguve | | 10 | Mining of coal and lignite; extraction of peat |
| Jēlnaftas un dabasgāzes ieguve un ar to saistīti pakalpojumi, izņemot izpētes darbus | | 11 | Extraction of crude petroleum and natural gas; service activities incidental to oil and gas extraction, excluding surveying |
| Urāna un torija rūdu ieguve | | 12 | Mining of uranium and thorium ores |
| Metāla rūdu ieguve | | 13 | Mining of metal ores |
| Pārējā ieguves rūpniecība un karjeru izstrāde | | 14 | Other mining and quarrying |
| Apstrādes rūpniecība | D | 15..37 | Manufacturing |
| Pārtikas produktu un dzērienu ražošana | | 15 | Manufacture of food products and beverages |
| Tabakas izstrādājumu ražošana | | 16 | Manufacture of tobacco products |
| Tekstilizstrādājumu ražošana | | 17 | Manufacture of textiles |
| Apģērbu ražošana; kažokādu apstrāde un krāsošana | | 18 | Manufacture of wearing apparel; dressing and dyeing of fur |
| Ādu miccēšana un apstrāde; somu un līdzīgu izstrādājumu, zirglietu, apavu ražošana | | 19 | Tanning and dressing of leather; manufacture of luggage, handbags, saddlery, harness and footwear |
| Koksnes, koka un korķa izstrādājumu ražošana, izņemot mēbeles; salmu un pīto izstrādājumu ražošana | | 20 | Manufacture of wood and of products of wood and cork, except furniture; manufacture of articles of straw and plaiting materials |
| Celulozes, papīra un papīra izstrādājumu ražošana | | 21 | Manufacture of pulp, paper and paper products |
| Izdevējdarbība, poligrāfija un ierakstu reproducēšana | | 22 | Publishing, printing and reproduction of recorded media |
| Naftas pārstrādes produktu, koksa un kodoldegvielas ražošana | | 23 | Manufacture of coke, refined petroleum products and nuclear fuel |
| Ķīmisko vielu, to izstrādājumu un ķīmisko šķiedru ražošana | | 24 | Manufacture of chemicals and chemical products |
| Gumijas un plastmasas izstrādājumu ražošana | | 25 | Manufacture of rubber and plastic products |
| Nemetālisko minerālu izstrādājumu ražošana | | 26 | Manufacture of other non-metallic mineral products |
| Metālu ražošana | | 27 | Manufacture of basic metals |
| Gatavo metālizstrādājumu ražošana, izņemot mašīnas un iekārtas | | 28 | Manufacture of fabricated metal products, except machinery and equipment |
| Iekārtu, mehānismu un darba mašīnu ražošana | | 29 | Manufacture of machinery and equipment n.e.c. |
| Biroja tehnikas un datoru ražošana | | 30 | Manufacture of office machinery and computers |
| Elektrisko mašīnu un aparātu ražošana | | 31 | Manufacture of electrical machinery and apparatus n.e.c. |
| Radio, televīzijas un sakaru iekārtu un aparatūras ražošana | | 32 | Manufacture of radio, television and communication equipment and apparatus |
| Medicīnisko, precizijas un optisko instrumentu, pulksteņu ražošana | | 33 | Manufacture of medical, precision and optical instruments, watches and clocks |
| Automobiļu, piekabju un puspiekabju ražošana | 34 | Manufacture of motor vehicles, trailers and semi-trailers | |
| Citu transportlīdzekļu ražošana | 35 | Manufacture of other transport equipment | |
| Mēbeļu ražošana; citur neklasificēta ražošana | 36 | Manufacture of furniture; manufacturing n.e.c. | |
| Otreizējā pārstrāde | 37 | Recycling | |
| Elektroenerģija, gāzes un ūdens apgāde | E | 40..41 | Electricity, gas and water supply |
| Elektroenerģija, gāzes, tvaika un karstā ūdens apgāde | | 40 | Electricity, gas, steam and hot water supply |
| Ūdens ieguve, attīrīšana un sadale | | 41 | Collection, purification and distribution of water |
| Būvniecība | F | 45 | Construction |

| Darbības apraksts | Kods Code | | Description | |
|--|-----------------|-----------------|--|--|
| | Sekcija Section | Nodaļa Division | | |
| Vairumtirdzniecība un mazumtirdzniecība; automobiļu, motociklu, individuālās lietošanas priekšmetu, sadzīves aparātūras un iekārtu remonts | G | 50..52 | Wholesale and retail trade; repair of motor vehicles, motorcycles and personal and household goods | |
| Automobiļu un motociklu pārdošana, apkope un remonts; autodeģvielas mazumtirdzniecība | | 50 | Sale, maintenance and repair of motor vehicles and motorcycles; retail sale of automotive fuel | |
| Vairumtirdzniecība un komisijas tirdzniecība, izņemot automobiļus un motociklus | | 51 | Wholesale trade and commission trade, except of motor vehicles and motorcycles | |
| Mazumtirdzniecība, izņemot automobiļus, motociklus un autodeģvielu; individuālās lietošanas priekšmetu, sadzīves aparātūras un iekārtu remonts | | 52 | Retail trade, except of motor vehicles and motorcycles; repair of personal and household goods | |
| Viesnīcas un restorāni | H | 55 | Hotels and restaurants | |
| Transports, glabāšana un sakari | I | 60..64 | Transport, storage and communication | |
| Sauszemes transports; cauruļvadu transports | | 60 | Land transport; transport via pipelines | |
| Ūdenstransports | | 61 | Water transport | |
| Gaisa transports | | 62 | Air transport | |
| Transporta papilddarbība un palīgdarbība; tūrisma aģentūru darbība | | 63 | Supporting and auxiliary transport activities; activities of travel agencies | |
| Pasts un telekomunikācijas | | 64 | Post and telecommunications | |
| Finanšu starpniecība | | J | 65..67 | Financial intermediation |
| Finanšu starpniecība, izņemot apdrošināšanu un pensiju finansēšanu | | | 65 | Financial intermediation, except insurance and pension funding |
| Apdrošināšana un pensiju finansēšana, izņemot obligāto sociālo apdrošināšanu | 66 | | Insurance and pension funding, except compulsory social security | |
| Finanšu starpniecību papildinoša darbība | 67 | | Activities auxiliary to financial intermediation | |
| Operācijas ar nekustamo īpašumu, noma un citi komercpakalpojumi | K | 70..74 | Real estate, renting and business activities | |
| Operācijas ar nekustamo īpašumu | | 70 | Real estate activities | |
| Transportlīdzekļu, mašīnu un iekārtu, individuālās lietošanas priekšmetu, sadzīves aparātūras un iekārtu iznomāšana | | 71 | Renting of machinery and equipment without operator and of personal and household goods | |
| Datorpakalpojumi un ar datoriem saistītas darbības | | 72 | Computer and related activities | |
| Zinātniskās pētniecības darbs | | 73 | Research and development | |
| Citi komercpakalpojumi | | 74 | Other business activities | |
| Valsts pārvalde un aizsardzība; obligātā sociālā apdrošināšana | L | 75 | Public administration and defence; compulsory social security | |
| Izglītība | M | 80 | Education | |
| Veselība un sociālā aprūpe | N | 85 | Health and social work | |
| Sabiedriskie, sociālie un individuālie pakalpojumi | O | 90..93 | Other community, social and personal service activities | |
| Atkritumu apsaimniekošana, teritorijas tīrīšana | | 90 | Sewage and refuse disposal, sanitation and similar activities | |
| Sabiedrisko, politisko un citu organizāciju darbība | | 91 | Activities of membership organisations n.e.c. | |
| Atpūta, kultūra un sports | | 92 | Recreational, cultural and sporting activities | |
| Pārējo individuālo pakalpojumu sniegšana | | 93 | Other service activities | |
| Mājsaimniecību darbība | | P | 95..97 | Activities of households |
| Ārpusteritoriālās organizācijas un institūcijas | | Q | 99 | Extra-territorial organisations and bodies |

TABULAS

| | |
|--|----|
| 1.1. Latvijas maksājumu bilance (analītiskie rādītāji; gada dati) | 27 |
| 1.2. Latvijas maksājumu bilance (analītiskie rādītāji; ceturkšņa dati) | 28 |
| 2.1. Latvijas maksājumu bilance (galvenie rādītāji; gada dati; tūkst. latu) | 29 |
| 2.2. Latvijas maksājumu bilance (galvenie rādītāji; gada dati; tūkst. ASV dolāru) | 31 |
| 2.3. Latvijas maksājumu bilance (galvenie rādītāji; ceturkšņa dati; tūkst. latu) | 33 |
| 2.4. Latvijas maksājumu bilance (galvenie rādītāji; ceturkšņa dati; tūkst. ASV dolāru) | 35 |
| 2.5. Latvijas maksājumu bilance (gada dati; tūkst. latu) | 37 |
| 2.6. Latvijas maksājumu bilance (gada dati; tūkst. ASV dolāru) | 44 |
| 2.7. Latvijas maksājumu bilance (ceturkšņa dati; tūkst. latu) | 51 |
| 2.8. Latvijas maksājumu bilance (ceturkšņa dati; tūkst. ASV dolāru) | 58 |
| 3.1. Tekošais konts un kapitāla konts valstu grupu dalījumā (gada dati) | 65 |
| 3.2. Tekošais konts un kapitāla konts valstu grupu dalījumā (ceturkšņa dati) | 66 |
| 4.1. Ārējās tirdzniecības statistikas un maksājumu bilances preču datu sasaiste (gada dati) | 67 |
| 4.2. Ārējās tirdzniecības statistikas un maksājumu bilances preču datu sasaiste (ceturkšņa dati) | 68 |
| 5. Lata efektīvie kursi | 69 |
| 6.1. Latvijas starptautisko investīciju bilance (tūkst. latu) | 70 |
| 6.2. Latvijas starptautisko investīciju bilance (tūkst. ASV dolāru) | 73 |
| 6.3. Latvijas starptautisko investīciju bilance (atlikuma pārmaiņas; 2008. gads) | 76 |
| 6.4. Latvijas starptautisko investīciju bilance (atlikuma pārmaiņas; 2009. gada 1.–3. cet.) | 80 |
| 7.1. Latvijas ārējais parāds (tūkst. latu) | 84 |
| 7.2. Latvijas ārējais parāds (tūkst. ASV dolāru) | 85 |
| 8.1. Latvijas tiešās investīcijas ārvalstīs (neto darījumi) valstu dalījumā | 86 |
| 8.2. Latvijas tiešās investīcijas ārvalstīs (neto darījumi) darbības veidu un valstu dalījumā | 87 |
| 8.3. Ārvalstu tiešās investīcijas Latvijā (neto darījumi) valstu dalījumā | 89 |

TABLES

| | |
|---|----|
| 1.1 Latvia's balance of payments (analytical indicators; annual data) | 27 |
| 1.2 Latvia's balance of payments (analytical indicators; quarterly data) | 28 |
| 2.1 Latvia's balance of payments (principal items; annual data; in thousands of lats) | 29 |
| 2.2 Latvia's balance of payments (principal items; annual data; in thousands of US dollars) | 31 |
| 2.3 Latvia's balance of payments (principal items; quarterly data; in thousands of lats) | 33 |
| 2.4 Latvia's balance of payments (principal items; quarterly data; in thousands of US dollars) | 35 |
| 2.5 Latvia's balance of payments (annual data; in thousands of lats) | 37 |
| 2.6 Latvia's balance of payments (annual data; in thousands of US dollars) | 44 |
| 2.7 Latvia's balance of payments (quarterly data; in thousands of lats) | 51 |
| 2.8 Latvia's balance of payments (quarterly data; in thousands of US dollars) | 58 |
| 3.1 Current account and capital account by country group (annual data) | 65 |
| 3.2 Current account and capital account by country group (quarterly data) | 66 |
| 4.1 Reconciliation of foreign trade statistics and balance of payments data on goods (annual data) | 67 |
| 4.2 Reconciliation of foreign trade statistics and balance of payments data on goods (quarterly data) | 68 |
| 5 Effective exchange rates of the lats | 69 |
| 6.1 Latvia's international investment position (in thousands of lats) | 70 |
| 6.2 Latvia's international investment position (in thousands of US dollars) | 73 |
| 6.3 Latvia's international investment position (changes in position; 2008) | 76 |
| 6.4 Latvia's international investment position (changes in position; Q1–Q3 2009) | 80 |
| 7.1 Latvia's external debt (in thousands of lats) | 84 |
| 7.2 Latvia's external debt (in thousands of US dollars) | 85 |
| 8.1 Latvia's direct investment abroad (net flows) by country | 86 |
| 8.2 Latvia's direct investment abroad (net flows) by kind of activity and country | 87 |
| 8.3 Foreign direct investment in Latvia (net flows) by investing country | 89 |

| | | | |
|---|-----|---|-----|
| 8.4. Ārvalstu tiešās investīcijas Latvijā (neto darījumi) darbības veidu un valstu dalījumā | 90 | 8.4 Foreign direct investment in Latvia (net flows) by kind of activity and investing country | 90 |
| 8.5. Latvijas tiešās investīcijas ārvalstīs (atlikumi) valstu dalījumā | 93 | 8.5 Latvia's direct investment abroad (positions) by country | 93 |
| 8.6. Latvijas tiešās investīcijas ārvalstīs (atlikumi) darbības veidu un valstu dalījumā | 95 | 8.6 Latvia's direct investment abroad (positions) by kind of activity and country | 95 |
| 8.7. Ārvalstu tiešās investīcijas Latvijā (atlikumi) valstu dalījumā | 97 | 8.7 Foreign direct investment in Latvia (positions) by investing country | 97 |
| 8.8. Ārvalstu tiešās investīcijas Latvijā (atlikumi) darbības veidu un valstu dalījumā | 99 | 8.8 Foreign direct investment in Latvia (positions) by kind of activity and investing country | 99 |
| 8.9. Ārvalstu tiešās investīcijas Latvijā (atlikumi) darbības veidu dalījumā | 103 | 8.9 Foreign direct investment in Latvia (positions) by kind of activity | 103 |

SKAIDROJUMI DATU LAIKRINDĀM EXPLANATIONS OF DATA SERIES

| | BOPSY | |
|---|---|---|
| CSP ārējās tirdzniecības statistikas publicētie dati koriģēti atbilstoši maksājumu bilances sagatavošanas metodoloģijai (sk. 4.1. un 4.2. tabulu). | 4 100 | Data on foreign trade statistics published by the CSB have been adjusted in conformity with the methodology for compiling the balance of payments (see Tables 4.1 and 4.2). |
| Sākot ar 2005. gadu, dati tiek atspoguļoti pēc iespējas tuvāk tirgus cenām. Biržā nekotēto uzņēmumu vērtību iegūst, izmantojot ECB rekomendēto pašu kapitāla metodi (pašu kapitāls bilances vērtībā), bet, novērtējot biržā kotēto uzņēmumu vērtību, tiek izmantoti RFB dati. | 4 555 4 570 4 660 8 558 8 660 | As of 2005, data are reported as close as possible to the market value. The value of unlisted enterprises is obtained using the equity capital approach (own funds at book value) recommended by the ECB, whereas in assessing the value of listed enterprises the RSE data are used. |
| Iekļauti aizņēmumi no SVF. | 4 753 B 4 770 8 770 | IMF loans included. |

1.1. LATVIJAS MAKSĀJUMU BILANCE (ANALĪTISKIE RĀDĪTĀJI; GADA DATI)
LATVIA'S BALANCE OF PAYMENTS (ANALYTICAL INDICATORS; ANNUAL DATA)

| Postenis | 2004 | 2005 | 2006 | 2007 | 2008 ^o | Components |
|---|----------|----------|----------|----------|-------------------|--|
| IKP (milj. latu) ¹ | 7 434.5 | 9 059.1 | 11 171.7 | 14 779.8 | 16 274.5 | GDP (in millions of lats) ¹ |
| Tekošais konts (% no IKP) | -12.8 | -12.5 | -22.5 | -22.3 | -13.0 | Current account (% of GDP) |
| Tekošais konts (izņemot reinvestēto peļņu; % no IKP) | -10.7 | -10.5 | -18.9 | -20.2 | -13.2 | Current account (excl. reinvested earnings; % of GDP) |
| Tekošais konts (izņemot reinvestēto peļņu) un kapitāla konts (% no IKP) | -9.6 | -9.2 | -17.7 | -18.2 | -11.7 | Current account (excl. reinvested earnings) and capital account (% of GDP) |
| Preču eksports (FOB; % no tekošā konta kredīta) | 54.2 | 55.4 | 52.7 | 53.3 | 53.0 | Exports of goods (FOB; % of current account credit) |
| Preču imports (FOB; % no tekošā konta debeta) | 73.3 | 71.9 | 69.7 | 69.2 | 69.2 | Imports of goods (FOB; % of current account debit) |
| Pakalpojumu eksports (% no tekošā konta kredīta) | 22.9 | 22.4 | 22.7 | 24.0 | 25.1 | Exports of services (% of current account credit) |
| Pakalpojumu imports (% no tekošā konta debeta) | 12.3 | 13.4 | 12.2 | 12.3 | 14.2 | Imports of services (% of current account debit) |
| Ienākumi (kredīts; % no tekošā konta kredīta) | 6.4 | 8.0 | 9.2 | 9.6 | 9.9 | Income (credit; % of current account credit) |
| Ienākumi (debets; % no tekošā konta debeta) | 8.1 | 8.1 | 10.0 | 11.0 | 10.3 | Income (debit; % of current account debit) |
| Kārtējie pārvedumi (kredīts; % no tekošā konta kredīta) | 16.5 | 14.2 | 15.4 | 13.1 | 12.0 | Current transfers (credit; % of current account credit) |
| Kārtējie pārvedumi (debets; % no tekošā konta debeta) | 6.2 | 6.7 | 8.1 | 7.5 | 6.3 | Current transfers (debit; % of current account debit) |
| Preču un pakalpojumu eksports (% no IKP) | 43.6 | 47.0 | 43.9 | 41.3 | 41.5 | Exports of goods and services (% of GDP) |
| Preču un pakalpojumu imports (% no IKP) | 59.4 | 62.1 | 66.2 | 61.8 | 55.1 | Imports of goods and services (% of GDP) |
| Ārējās tirdzniecības bilance (% no IKP) | -22.3 | -21.8 | -27.6 | -25.3 | -19.0 | Foreign trade balance (% of GDP) |
| Ārējās tirdzniecības bilance (milj. latu) ¹ | -1 655.3 | -1 978.8 | -3 085.3 | -3 740.0 | -3 098.8 | Foreign trade balance (in millions of lats) ¹ |
| Ārējā tirdzniecība (eksports (FOB); milj. latu) ¹ | 2 150.0 | 2 888.2 | 3 293.2 | 4 040.3 | 4 428.9 | Foreign trade (exports (FOB); in millions of lats) ¹ |
| Ārējā tirdzniecība (imports (CIF); milj. latu) ¹ | -3 805.3 | -4 867.0 | -6 378.5 | -7 780.3 | -7 527.7 | Foreign trade (imports (CIF); in millions of lats) ¹ |
| Eksports (FOB; % no importa (CIF)) | 56.5 | 59.3 | 51.6 | 51.9 | 58.8 | Exports (FOB; % of imports (CIF)) |
| Maksājumu bilances kopsomma (milj. latu) | 214.7 | 294.1 | 1 103.0 | 502.2 | -320.2 | Overall balance of the balance of payments (in millions of lats) |
| Preču importa segums ar neto ārvalstu valūtas rezervēm (mēnešos) | 3.1 | 3.3 | 4.4 | 4.2 | 3.8 | Net foreign currency reserves (in months of imports of goods) |
| Ārējais parāds (bruto; % no IKP) | 93.3 | 99.4 | 114.0 | 127.6 | 128.5 | External debt (gross; % of GDP) |
| Ārējais parāds (neto; % no IKP) | 29.9 | 35.6 | 44.0 | 49.5 | 56.4 | External debt (net; % of GDP) |
| Ārvalstu tiešās investīcijas Latvijā (neto darījumi; % no IKP) | 4.6 | 4.4 | 8.3 | 8.1 | 3.7 | Foreign direct investment in Latvia (net flows; % of GDP) |
| Ārvalstu tiešās investīcijas Latvijā (neto darījumi; % no tekošā konta) | 36.0 | 35.3 | 37.1 | 36.2 | 28.7 | Foreign direct investment in Latvia (net flows; % of current account) |
| Ārvalstu tiešās investīcijas Latvijā (atlikums) uz vienu iedzīvotāju (latos) | 1 013 | 1 274 | 1 757 | 2 311 | 2 526 | Foreign direct investment in Latvia (position) per capita (in lats) |
| Ārvalstu tiešās investīcijas Latvijā (neto darījumi) uz vienu iedzīvotāju (latos) | 149 | 173 | 407 | 524 | 268 | Foreign direct investment in Latvia (net flows) per capita (in lats) |
| ES līdzekļi (neto; % no IKP) | 1.7 | 1.7 | 1.3 | 2.1 | 1.6 | EU resources (net; % of GDP) |
| ES līdzekļi (neto; milj. latu) ² | 127.1 | 153.2 | 146.1 | 312.9 | 267.6 | EU resources (net; in millions of lats) ² |
| No ES saņemtie līdzekļi (milj. latu) ² | 176.3 | 251.8 | 266.5 | 457.6 | 426.6 | Resources received from EU (in millions of lats) ² |
| ES samaksātie līdzekļi (milj. latu) ² | -49.2 | -98.5 | -120.5 | -144.7 | -159.0 | Resources paid to EU (in millions of lats) ² |
| Latvijas Bankas noteiktie valūtu kursi | | | | | | Exchange rates set by the Bank of Latvia |
| Perioda beigās | | | | | | At end of period |
| LVL pret EUR | 0.703000 | 0.702804 | 0.702804 | 0.702804 | 0.702804 | LVL per EUR |
| LVL pret USD | 0.516000 | 0.593000 | 0.536000 | 0.484000 | 0.495000 | LVL per USD |
| Vidēji periodā | | | | | | Period average |
| LVL pret EUR | 0.670844 | 0.702804 | 0.702804 | 0.702804 | 0.702804 | LVL per EUR |
| LVL pret USD | 0.540227 | 0.564838 | 0.560225 | 0.513652 | 0.479762 | LVL per USD |

¹ CSP dati (stāvoklis 15.12.2009.).

¹ CSB data as at 15 December 2009.

² FM dati.

² MF data.

1.2. LATVIJAS MAKSĀJUMU BILANCE (ANALĪTISKIE RĀDĪTĀJI; CETURKŠŅA DATI)
LATVIA'S BALANCE OF PAYMENTS (ANALYTICAL INDICATORS; QUARTERLY DATA)

| Postenis | 2008 [*] | | | | 2009 | | | Components |
|---|-------------------|----------|----------|----------|----------------|-----------------|----------|--|
| | I | II | III | IV | I [*] | II [*] | III | |
| IKP (milj. latu) ¹ | 3 757.8 | 4 162.5 | 4 167.5 | 4 186.7 | 3 311.1 | 3 398.0 | 3 247.9 | GDP (in millions of lats) ¹ |
| Tekošais konts (% no IKP) | -16.7 | -15.1 | -12.8 | -7.8 | 1.3 | 14.1 | 10.1 | Current account (% of GDP) |
| Tekošais konts (izņemot reinvestēto peļņu; % no IKP) | -13.9 | -15.1 | -11.8 | -12.0 | -4.0 | 3.0 | 2.7 | Current account (excl. reinvested earnings; % of GDP) |
| Tekošais konts (izņemot reinvestēto peļņu) un kapitāla konts (% no IKP) | -12.9 | -12.4 | -10.9 | -10.8 | -1.0 | 5.6 | 4.4 | Current account (excl. reinvested earnings) and capital account (% of GDP) |
| Preču eksports (FOB; % no tekošā konta kredīta) | 53.7 | 53.9 | 54.1 | 50.2 | 47.7 | 47.7 | 51.3 | Exports of goods (FOB; % of current account credit) |
| Preču imports (FOB; % no tekošā konta debeta) | 68.2 | 68.0 | 70.2 | 70.4 | 69.6 | 80.5 | 76.1 | Imports of goods (FOB; % of current account debit) |
| Pakalpojumu eksports (% no tekošā konta kredīta) | 23.8 | 24.2 | 25.1 | 27.1 | 27.7 | 26.4 | 27.8 | Exports of services (% of current account credit) |
| Pakalpojumu imports (% no tekošā konta debeta) | 13.0 | 12.7 | 14.7 | 16.5 | 15.9 | 20.4 | 20.1 | Imports of services (% of current account debit) |
| Ienākumi (kredīts; % no tekošā konta kredīta) | 10.4 | 8.7 | 9.4 | 11.2 | 12.4 | 9.6 | 9.0 | Income (credit; % of current account credit) |
| Ienākumi (debets; % no tekošā konta debeta) | 11.9 | 13.7 | 10.1 | 4.9 | 5.6 | -10.5 | -4.3 | Income (debit; % of current account debit) |
| Kārtējie pārvedumi (kredīts; % no tekošā konta kredīta) | 12.1 | 13.2 | 11.4 | 11.6 | 12.2 | 16.3 | 12.0 | Current transfers (credit; % of current account credit) |
| Kārtējie pārvedumi (debets; % no tekošā konta debeta) | 6.9 | 5.6 | 5.0 | 8.1 | 8.9 | 9.6 | 8.1 | Current transfers (debit; % of current account debit) |
| Preču un pakalpojumu eksports (% no IKP) | 42.3 | 41.4 | 43.5 | 39.0 | 39.2 | 39.1 | 43.3 | Exports of goods and services (% of GDP) |
| Preču un pakalpojumu imports (% no IKP) | 57.9 | 55.0 | 57.5 | 50.6 | 43.4 | 39.1 | 42.9 | Imports of goods and services (% of GDP) |
| Ārējās tirdzniecības bilance (% no IKP) | -21.3 | -19.1 | -19.2 | -16.7 | -11.7 | -7.4 | -7.2 | Foreign trade balance (% of GDP) |
| Ārējās tirdzniecības bilance (milj. latu) ¹ | -802.0 | -795.9 | -799.8 | -701.1 | -386.5 | -252.8 | -234.4 | Foreign trade balance (in millions of lats) ¹ |
| Ārējā tirdzniecība (eksports (FOB); milj. latu) ¹ | 1 074.5 | 1 138.6 | 1 183.2 | 1 032.6 | 815.3 | 849.5 | 878.7 | Foreign trade (exports (FOB); in millions of lats) ¹ |
| Ārējā tirdzniecība (imports (CIF); milj. latu) ¹ | -1 876.5 | -1 934.5 | -1 983.0 | -1 733.7 | -1 201.8 | -1 102.3 | -1 113.1 | Foreign trade (imports (CIF); in millions of lats) ¹ |
| Eksports (FOB; % no importa (CIF)) | 57.3 | 58.9 | 59.7 | 59.6 | 67.8 | 77.1 | 78.9 | Exports (FOB; % of imports (CIF)) |
| Maksājumu bilances kopsūma (milj. latu) | 201.4 | 49.6 | -25.5 | -545.7 | -331.0 | -318.4 | 1 168.5 | Overall balance of payments (in millions of lats) |
| Preču importa segums ar neto ārvalstu valūtas rezervēm (mēnešos) | 4.3 | 4.3 | 4.6 | 3.8 | 3.9 | 3.8 | 7.1 | Net foreign currency reserves (in months of imports of goods) |
| Ārējais parāds (bruto; % no IKP) | 123.1 | 126.2 | 127.4 | 128.5 | 128.6 | 131.7 | 145.8 | External debt (gross; % of GDP) |
| Ārējais parāds (neto; % no IKP) | 51.4 | 52.1 | 53.0 | 56.4 | 56.4 | 56.5 | 56.4 | External debt (net; % of GDP) |
| Ārvalstu tiešās investīcijas Latvijā (neto darījumi; % no IKP) | 7.2 | 6.5 | 5.0 | -3.4 | 0.5 | -3.8 | 3.9 | Foreign direct investment in Latvia (net flows; % of GDP) |
| Ārvalstu tiešās investīcijas Latvijā (neto darījumi; % no tekošā konta) | 43.1 | 43.0 | 39.3 | 44.2 | 37.4 | 26.9 | 38.4 | Foreign direct investment in Latvia (net flows; % of current account) |
| Ārvalstu tiešās investīcijas Latvijā (atlikums) uz vienu iedzīvotāju (latos) | 2 445 | 2 589 | 2 650 | 2 526 | 2 466 | 2 450 | 2 566 | Foreign direct investment in Latvia (position) per capita (in lats) |
| Ārvalstu tiešās investīcijas Latvijā (neto darījumi) uz vienu iedzīvotāju (latos) | 119 | 119 | 93 | -63 | 7 | -57 | 56 | Foreign direct investment in Latvia (net flows) per capita (in lats) |
| ES līdzekļi (neto; % no IKP) | 1.3 | 3.3 | 1.4 | 0.6 | 3.1 | 4.2 | 2.2 | EU resources (net; % of GDP) |
| ES līdzekļi (neto; milj. latu) ² | 47.0 | 137.5 | 56.7 | 26.4 | 101.3 | 142.1 | 71.3 | EU resources (net; in millions of lats) ² |
| No ES saņemtie līdzekļi (milj. latu) ² | 104.8 | 170.9 | 78.4 | 72.5 | 159.9 | 180.1 | 99.4 | Resources received from EU (in millions of lats) ² |
| ES samaksātie līdzekļi (milj. latu) ² | -57.8 | -33.4 | -21.7 | -46.1 | -58.6 | -38.0 | -28.0 | Resources paid to EU (in millions of lats) ² |
| Latvijas Bankas noteiktie valūtu kursi | | | | | | | | Exchange rates set by the Bank of Latvia |
| Perioda beigās | | | | | | | | At end of period |
| LVL pret EUR | 0.702804 | 0.702804 | 0.702804 | 0.702804 | 0.702804 | 0.702804 | 0.702804 | LVL per EUR |
| LVL pret USD | 0.445000 | 0.447000 | 0.486000 | 0.495000 | 0.532000 | 0.501000 | 0.480000 | LVL per USD |
| Vidēji periodā | | | | | | | | Period average |
| LVL pret EUR | 0.702804 | 0.702804 | 0.702804 | 0.702804 | 0.702804 | 0.702804 | 0.702804 | LVL per EUR |
| LVL pret USD | 0.469516 | 0.449560 | 0.466609 | 0.532924 | 0.537056 | 0.517505 | 0.491967 | LVL per USD |

¹ CSP dati (stāvoklis 15.12.2009.).

¹ CSB data as at 15 December 2009.

² FM dati.

² MF data.

2.1. LATVIJAS MAKSĀJUMU BILANCE (GALVENIE RĀDĪTĀJI; GADA DATI)
LATVIA'S BALANCE OF PAYMENTS (PRINCIPAL ITEMS; ANNUAL DATA)

(tūkst. latu)
(in thousands of lats)

| Postenis | BOPSY | 2004 | 2005 | 2006 | 2007 | 2008 | Components |
|----------------------------------|--------------|-------------------|-------------------|-------------------|-------------------|-------------------|--------------------------------------|
| TEKOŠAIS KONTS | 4 993 | -954 877 | -1 131 581 | -2 509 964 | -3 296 966 | -2 113 388 | CURRENT ACCOUNT |
| Kredits | 2 993 | 4 202 395 | 5 471 907 | 6 513 103 | 7 905 298 | 8 656 955 | Credit |
| Debets | 3 993 | -5 157 272 | -6 603 489 | -9 023 067 | -11 202 264 | -10 770 343 | Debit |
| PRECES | 4 100 | -1 502 947 | -1 715 087 | -2 856 385 | -3 536 072 | -2 862 275 | GOODS |
| Kredits | 2 100 | 2 278 138 | 3 031 260 | 3 431 789 | 4 214 434 | 4 587 129 | Credit |
| Debets | 3 100 | -3 781 085 | -4 746 348 | -6 288 174 | -7 750 506 | -7 449 404 | Debit |
| PAKALPOJUMI | 4 200 | 324 867 | 342 541 | 372 313 | 512 760 | 644 222 | SERVICES |
| Kredits | 2 200 | 960 708 | 1 225 004 | 1 476 632 | 1 894 745 | 2 169 665 | Credit |
| Debets | 3 200 | -635 841 | -882 464 | -1 104 319 | -1 381 985 | -1 525 443 | Debit |
| IENĀKUMI | 4 300 | -149 724 | -97 887 | -297 814 | -466 298 | -254 837 | INCOME |
| Kredits | 2 300 | 269 350 | 437 478 | 601 931 | 760 755 | 857 078 | Credit |
| Atlīdzība nodarbinātajiem | 2 310 | 122 743 | 215 001 | 268 837 | 282 633 | 287 116 | Compensation of employees |
| Ieguldījumu ienākumi | 2 320 | 146 607 | 222 478 | 333 094 | 478 121 | 569 961 | Investment income |
| Tiešās investīcijas | 2 330 | 3 144 | 20 087 | 19 318 | 33 846 | 25 482 | Direct investment |
| Portfeļieguldījumi | 2 339 | 88 106 | 105 452 | 168 444 | 193 045 | 247 745 | Portfolio investment |
| Citi ieguldījumi | 2 370 | 55 357 | 96 939 | 145 331 | 251 230 | 296 734 | Other investment |
| Debets | 3 300 | -419 074 | -535 365 | -899 746 | -1 227 053 | -1 111 915 | Debit |
| Atlīdzība nodarbinātajiem | 3 310 | -5 181 | -9 123 | -14 182 | -20 382 | -25 533 | Compensation of employees |
| Ieguldījumu ienākumi | 3 320 | -413 893 | -526 242 | -885 564 | -1 206 671 | -1 086 382 | Investment income |
| Tiešās investīcijas | 3 330 | -286 276 | -348 265 | -550 328 | -637 453 | -261 448 | Direct investment |
| Portfeļieguldījumi | 3 339 | -58 987 | -61 684 | -105 608 | -77 118 | -148 228 | Portfolio investment |
| Citi ieguldījumi | 3 370 | -68 630 | -116 294 | -229 629 | -492 099 | -676 705 | Other investment |
| KĀRTĒJIE PĀRVEDUMI | 4 379 | 372 926 | 338 852 | 271 922 | 192 644 | 359 502 | CURRENT TRANSFERS |
| Kredits | 2 379 | 694 199 | 778 165 | 1 002 750 | 1 035 364 | 1 043 084 | Credit |
| Debets | 3 379 | -321 272 | -439 313 | -730 828 | -842 720 | -683 581 | Debit |
| KAPITĀLA UN FINANŠU KONTS | 4 996 | 945 932 | 1 303 018 | 2 438 399 | 3 415 201 | 2 404 543 | CAPITAL AND FINANCIAL ACCOUNT |
| KAPITĀLA KONTS | 4 994 | 77 896 | 119 802 | 134 011 | 288 138 | 239 785 | CAPITAL ACCOUNT |
| Kredits | 2 994 | 81 556 | 124 276 | 139 687 | 293 504 | 250 622 | Credit |
| Debets | 3 994 | -3 660 | -4 473 | -5 676 | -5 365 | -10 837 | Debit |
| FINANŠU KONTS | 4 995 | 868 036 | 1 183 216 | 2 304 388 | 3 127 063 | 2 164 758 | FINANCIAL ACCOUNT |
| TIEŠĀS INVESTĪCIJAS | 4 500 | 284 607 | 326 700 | 836 604 | 1 003 608 | 489 631 | DIRECT INVESTMENT |
| Ārvalstīs | 4 505 | -59 265 | -72 397 | -95 549 | -189 581 | -116 866 | Direct investment abroad |
| Pašu kapitāls | 4 510 | -32 455 | -34 775 | -54 572 | -124 315 | -64 951 | Equity capital |
| Reinvestētā peļņa | 4 525 | -2 017 | -12 326 | -11 189 | -24 509 | -13 984 | Reinvested earnings |
| Cits kapitāls | 4 530 | -24 793 | -25 296 | -29 788 | -40 757 | -37 932 | Other capital |
| Latvijā | 4 555 | 343 872 | 399 096 | 932 153 | 1 193 190 | 606 497 | Direct investment in Latvia |
| Pašu kapitāls | 4 560 | 132 828 | 129 124 | 299 874 | 663 063 | 265 688 | Equity capital |
| Reinvestētā peļņa | 4 575 | 163 658 | 190 258 | 411 767 | 338 143 | -17 283 | Reinvested earnings |
| Cits kapitāls | 4 580 | 47 387 | 79 714 | 220 512 | 191 983 | 358 091 | Other capital |
| PORTFEĻIEGULDĪJUMI | 4 600 | 121 437 | -72 015 | 17 342 | -347 012 | 178 179 | PORTFOLIO INVESTMENT |
| Aktīvi | 4 602 | -16 133 | -147 796 | -145 821 | -321 866 | 136 461 | Assets |
| Kapitāla vērtspapīri | 4 610 | -15 159 | -41 529 | -41 097 | -87 391 | 210 637 | Equity securities |
| Parāda vērtspapīri | 4 619 | -973 | -106 266 | -104 724 | -234 475 | -74 176 | Debt securities |
| Obligācijas un parādzīmes | 4 620 | 8 572 | -111 814 | -96 550 | -216 305 | -64 310 | Bonds and notes |
| Naudas tirgus instrumenti | 4 630 | -9 546 | 5 548 | -8 174 | -18 169 | -9 866 | Money market instruments |
| Pasīvi | 4 652 | 137 570 | 75 780 | 163 163 | -25 146 | 41 718 | Liabilities |
| Kapitāla vērtspapīri | 4 660 | 16 949 | 7 179 | 12 936 | -7 804 | -26 042 | Equity securities |
| Parāda vērtspapīri | 4 669 | 120 621 | 68 601 | 150 227 | -17 342 | 67 760 | Debt securities |
| Obligācijas un parādzīmes | 4 670 | 119 837 | 69 219 | 149 678 | -23 853 | 74 259 | Bonds and notes |
| Naudas tirgus instrumenti | 4 680 | 784 | -618 | 548 | 6 511 | -6 499 | Money market instruments |

(turpinājums)

(cont.)

| Postenis | BOPSY | 2004 | 2005 | 2006 | 2007 | 2008 | Components |
|---------------------------------|--------------|--------------|-----------------|---------------|-----------------|-----------------|---------------------------------|
| ATVASINĀTIE FINANŠU INSTRUMENTI | 4 910 | -25 432 | -44 257 | 32 534 | 115 674 | -50 043 | FINANCIAL DERIVATIVES |
| Aktīvi | 4 900 | -18 442 | 31 892 | 71 810 | 168 170 | 152 625 | Assets |
| Pasīvi | 4 905 | -6 990 | -76 150 | -39 276 | -52 496 | -202 667 | Liabilities |
| CITI IEGULDĪJUMI | 4 700 | 702 124 | 1 266 841 | 2 520 914 | 2 857 012 | 1 226 819 | OTHER INVESTMENT |
| Aktīvi | 4 703 | -957 352 | -241 176 | -1 079 129 | -3 064 162 | -221 007 | Assets |
| Centrālā banka | 4 703 A | -910 | -499 | -357 | -348 | -45 | Central bank |
| Valdība | 4 703 B | -16 873 | -12 256 | 0 | -16 775 | 16 687 | General government |
| MFI (izņemot centrālo banku) | 4 703 C | -862 408 | 79 097 | -368 543 | -1 937 372 | 537 202 | MFIs (excl. central bank) |
| Citi sektori | 4 703 D | -77 162 | -307 517 | -710 229 | -1 109 667 | -774 851 | Other sectors |
| Pasīvi | 4 753 | 1 659 476 | 1 508 017 | 3 600 042 | 5 921 174 | 1 447 826 | Liabilities |
| Centrālā banka | 4 753 A | 20 476 | -20 002 | 18 070 | -11 754 | 374 952 | Central bank |
| Valdība | 4 753 B | 10 300 | -27 891 | 33 846 | 97 957 | 483 283 | General government |
| MFI (izņemot centrālo banku) | 4 753 C | 1 368 089 | 1 424 380 | 2 837 572 | 4 320 500 | 259 255 | MFIs (excl. central bank) |
| Citi sektori | 4 753 D | 260 611 | 131 530 | 710 555 | 1 514 472 | 330 336 | Other sectors |
| REZERVES AKTĪVI | 4 800 | -214 700 | -294 052 | -1 103 006 | -502 219 | 320 172 | RESERVE ASSETS |
| NOVIRZE | 4 998 | 8 945 | -171 437 | 71 565 | -118 235 | -291 155 | NET ERRORS AND OMISSIONS |

2.2. LATVIJAS MAKSĀJUMU BILANCE (GALVENIE RĀDĪTĀJI; GADA DATI)
LATVIA'S BALANCE OF PAYMENTS (PRINCIPAL ITEMS; ANNUAL DATA)

(tūkst. ASV dolāru)
(in thousands of US dollars)

| Postenis | BOPSY | 2004 | 2005 | 2006 | 2007 | 2008 | Components |
|----------------------------------|--------------|-------------------|-------------------|-------------------|-------------------|-------------------|--------------------------------------|
| TEKOŠAIS KONTS | 4 993 | -1 761 742 | -1 992 458 | -4 521 768 | -6 424 024 | -4 492 033 | CURRENT ACCOUNT |
| Kredīts | 2 993 | 7 788 372 | 9 668 480 | 11 649 941 | 15 442 157 | 18 149 373 | Credit |
| Debets | 3 993 | -9 550 113 | -11 660 938 | -16 171 709 | -21 866 181 | -22 641 406 | Debit |
| PRECES | 4 100 | -2 780 479 | -3 018 295 | -5 130 656 | -6 897 544 | -6 013 630 | GOODS |
| Kredīts | 2 100 | 4 220 962 | 5 360 918 | 6 140 313 | 8 227 125 | 9 634 238 | Credit |
| Debets | 3 100 | -7 001 441 | -8 379 213 | -11 270 968 | -15 124 670 | -15 647 868 | Debit |
| PAKALPOJUMI | 4 200 | 600 695 | 605 336 | 662 071 | 1 001 916 | 1 347 964 | SERVICES |
| Kredīts | 2 200 | 1 778 757 | 2 162 997 | 2 642 321 | 3 704 580 | 4 538 406 | Credit |
| Debets | 3 200 | -1 178 062 | -1 557 662 | -1 980 250 | -2 702 664 | -3 190 442 | Debit |
| IENĀKUMI | 4 300 | -275 495 | -175 933 | -532 616 | -908 150 | -595 606 | INCOME |
| Kredīts | 2 300 | 499 716 | 771 731 | 1 077 845 | 1 487 255 | 1 785 301 | Credit |
| Atlīdzība nodarbinātajiem | 2 310 | 227 759 | 379 377 | 480 567 | 550 433 | 599 607 | Compensation of employees |
| Ieguldījumu ienākumi | 2 320 | 271 956 | 392 353 | 597 278 | 936 822 | 1 185 694 | Investment income |
| Tiešās investīcijas | 2 330 | 5 871 | 34 615 | 34 559 | 67 509 | 54 985 | Direct investment |
| Portfeļieguldījumi | 2 339 | 163 415 | 186 519 | 302 324 | 377 217 | 511 110 | Portfolio investment |
| Citi ieguldījumi | 2 370 | 102 671 | 171 220 | 260 395 | 492 096 | 619 599 | Other investment |
| Debets | 3 300 | -775 210 | -947 664 | -1 610 461 | -2 395 405 | -2 380 907 | Debit |
| Atlīdzība nodarbinātajiem | 3 310 | -9 585 | -16 107 | -25 360 | -39 798 | -53 516 | Compensation of employees |
| Ieguldījumu ienākumi | 3 320 | -765 625 | -931 557 | -1 585 101 | -2 355 607 | -2 327 391 | Investment income |
| Tiešās investīcijas | 3 330 | -528 818 | -617 399 | -982 632 | -1 239 745 | -611 258 | Direct investment |
| Portfeļieguldījumi | 3 339 | -109 542 | -109 471 | -189 800 | -149 521 | -308 171 | Portfolio investment |
| Citi ieguldījumi | 3 370 | -127 265 | -204 688 | -412 669 | -966 341 | -1 407 962 | Other investment |
| KĀRTĒJIE PĀRVEDUMI | 4 379 | 693 537 | 596 435 | 479 433 | 379 755 | 769 240 | CURRENT TRANSFERS |
| Kredīts | 2 379 | 1 288 937 | 1 372 834 | 1 789 463 | 2 023 197 | 2 191 429 | Credit |
| Debets | 3 379 | -595 400 | -776 399 | -1 310 030 | -1 643 442 | -1 422 189 | Debit |
| KAPITĀLA UN FINANŠU KONTS | 4 996 | 1 754 298 | 2 287 850 | 4 400 271 | 6 636 962 | 5 067 942 | CAPITAL AND FINANCIAL ACCOUNT |
| KAPITĀLA KONTS | 4 994 | 143 823 | 212 307 | 238 453 | 576 441 | 512 526 | CAPITAL ACCOUNT |
| Kredīts | 2 994 | 150 623 | 220 217 | 248 631 | 586 846 | 535 154 | Credit |
| Debets | 3 994 | -6 800 | -7 910 | -10 178 | -10 406 | -22 628 | Debit |
| FINANŠU KONTS | 4 995 | 1 610 475 | 2 075 543 | 4 161 818 | 6 060 521 | 4 555 416 | FINANCIAL ACCOUNT |
| TIEŠĀS INVESTĪCIJAS | 4 500 | 527 507 | 585 237 | 1 491 302 | 1 945 023 | 1 091 544 | DIRECT INVESTMENT |
| Ārvalstīs | 4 505 | -109 475 | -128 119 | -172 828 | -370 430 | -265 681 | Direct investment abroad |
| Pašu kapitāls | 4 510 | -60 139 | -62 325 | -97 614 | -240 035 | -143 790 | Equity capital |
| Reinvestētā peļņa | 4 525 | -3 799 | -21 051 | -19 972 | -48 688 | -31 117 | Reinvested earnings |
| Cits kapitāls | 4 530 | -45 537 | -44 743 | -55 241 | -81 707 | -90 774 | Other capital |
| Latvijā | 4 555 | 636 983 | 713 356 | 1 664 130 | 2 315 453 | 1 357 226 | Direct investment in Latvia |
| Pašu kapitāls | 4 560 | 245 838 | 237 306 | 531 612 | 1 281 119 | 571 529 | Equity capital |
| Reinvestētā peļņa | 4 575 | 303 570 | 334 974 | 734 980 | 662 495 | 10 516 | Reinvested earnings |
| Cits kapitāls | 4 580 | 87 574 | 141 077 | 397 538 | 371 838 | 775 181 | Other capital |
| PORTFEĻIEGULDĪJUMI | 4 600 | 233 903 | -138 603 | 48 036 | -659 326 | 372 776 | PORTFOLIO INVESTMENT |
| Aktīvi | 4 602 | -20 703 | -269 771 | -246 463 | -607 422 | 221 625 | Assets |
| Kapitāla vērtspapīri | 4 610 | -28 549 | -72 967 | -72 566 | -170 359 | 432 715 | Equity securities |
| Parāda vērtspapīri | 4 619 | 7 846 | -196 804 | -173 897 | -437 063 | -211 090 | Debt securities |
| Obligācijas un parādzīmes | 4 620 | 23 472 | -206 538 | -159 574 | -402 361 | -174 624 | Bonds and notes |
| Naudas tirgus instrumenti | 4 630 | -15 625 | 9 734 | -14 324 | -34 702 | -36 466 | Money market instruments |
| Pasīvi | 4 652 | 254 606 | 131 168 | 294 499 | -51 903 | 151 151 | Liabilities |
| Kapitāla vērtspapīri | 4 660 | 31 609 | 12 379 | 22 168 | -12 392 | -50 108 | Equity securities |
| Parāda vērtspapīri | 4 669 | 222 997 | 118 789 | 272 331 | -39 511 | 201 259 | Debt securities |
| Obligācijas un parādzīmes | 4 670 | 221 474 | 119 847 | 271 372 | -49 177 | 215 381 | Bonds and notes |
| Naudas tirgus instrumenti | 4 680 | 1 524 | -1 059 | 959 | 9 666 | -14 121 | Money market instruments |

(turpinājums)

(cont.)

| Postenis | BOPSY | 2004 | 2005 | 2006 | 2007 | 2008 | Components |
|---------------------------------|--------------|--------------|-----------------|----------------|-----------------|-----------------|---------------------------------|
| ATVASINĀTIE FINANŠU INSTRUMENTI | 4 910 | -47 549 | -75 503 | 59 367 | 230 709 | -67 110 | FINANCIAL DERIVATIVES |
| Aktīvi | 4 900 | -34 730 | 58 652 | 129 667 | 335 205 | 325 055 | Assets |
| Pasīvi | 4 905 | -12 818 | -134 155 | -70 300 | -104 496 | -392 165 | Liabilities |
| CITI IEGULDĪJUMI | 4 700 | 1 293 959 | 2 228 498 | 4 541 624 | 5 526 538 | 2 671 495 | OTHER INVESTMENT |
| Aktīvi | 4 703 | -1 776 270 | -397 578 | -1 953 374 | -6 063 072 | -503 690 | Assets |
| Centrālā banka | 4 703 A | -1 668 | -923 | -517 | -629 | -463 | Central bank |
| Valdība | 4 703 B | -30 563 | -22 992 | 1 307 | -32 114 | 15 997 | General government |
| MFI (izņemot centrālo banku) | 4 703 C | -1 600 838 | 168 653 | -687 468 | -3 895 637 | 1 125 755 | MFIs (excl. central bank) |
| Citi sektori | 4 703 D | -143 201 | -542 315 | -1 266 696 | -2 134 693 | -1 644 979 | Other sectors |
| Pasīvi | 4 753 | 3 070 229 | 2 626 075 | 6 494 999 | 11 589 611 | 3 175 185 | Liabilities |
| Centrālā banka | 4 753 A | 38 472 | -36 226 | 33 091 | -20 919 | 714 503 | Central bank |
| Valdība | 4 753 B | 18 525 | -50 007 | 55 629 | 200 957 | 907 700 | General government |
| MFI (izņemot centrālo banku) | 4 753 C | 2 533 153 | 2 482 217 | 5 131 183 | 8 476 798 | 805 046 | MFIs (excl. central bank) |
| Citi sektori | 4 753 D | 480 080 | 230 091 | 1 275 095 | 2 932 775 | 747 936 | Other sectors |
| REZERVES AKTĪVI | 4 800 | -397 347 | -524 086 | -1 978 511 | -982 423 | 486 711 | RESERVE ASSETS |
| NOVIRZE | 4 998 | 7 444 | -295 392 | 121 497 | -212 938 | -575 909 | NET ERRORS AND OMISSIONS |

**2.3. LATVIJAS MAKSĀJUMU BILANCE (GALVENIE RĀDĪTĀJI; CETURKŠŅA DATI)
LATVIA'S BALANCE OF PAYMENTS (PRINCIPAL ITEMS; QUARTERLY DATA)**

(tūkst. latu)
(in thousands of lats)

| Postenis | BOPSY | 2008 | | | | 2009 | | | Components |
|----------------------------------|--------------|-----------------|-----------------|-----------------|-----------------|-----------------|-----------------|-----------------|--------------------------------------|
| | | I | II | III | IV | I | II | III | |
| TEKOŠAIS KONTS | 4 993 | -627 842 | -627 651 | -533 233 | -324 662 | 42 254 | 478 811 | 327 907 | CURRENT ACCOUNT |
| Kredīts | 2 993 | 2 050 607 | 2 207 351 | 2 287 269 | 2 111 728 | 1 722 786 | 1 795 572 | 1 776 517 | Credit |
| Debets | 3 993 | -2 678 449 | -2 835 003 | -2 820 502 | -2 436 390 | -1 680 533 | -1 316 762 | -1 448 610 | Debit |
| PRECES | 4 100 | -725 155 | -738 150 | -742 352 | -656 617 | -348 810 | -203 873 | -191 643 | GOODS |
| Kredīts | 2 100 | 1 100 947 | 1 189 961 | 1 236 522 | 1 059 699 | 821 436 | 855 823 | 911 061 | Credit |
| Debets | 3 100 | -1 826 102 | -1 928 112 | -1 978 874 | -1 716 316 | -1 170 246 | -1 059 697 | -1 102 705 | Debit |
| PAKALPOJUMI | 4 200 | 140 205 | 175 635 | 158 911 | 169 471 | 210 690 | 205 726 | 202 804 | SERVICES |
| Kredīts | 2 200 | 488 384 | 534 955 | 574 584 | 571 742 | 477 580 | 474 251 | 493 673 | Credit |
| Debets | 3 200 | -348 178 | -359 320 | -415 673 | -402 271 | -266 890 | -268 525 | -290 869 | Debit |
| IENĀKUMI | 4 300 | -105 244 | -196 408 | -69 154 | 115 969 | 119 557 | 310 713 | 220 804 | INCOME |
| Kredīts | 2 300 | 213 924 | 192 140 | 214 823 | 236 190 | 213 695 | 172 730 | 159 226 | Credit |
| Atlīdzība nodarbinātajiem | 2 310 | 69 555 | 68 039 | 73 360 | 76 162 | 72 706 | 75 903 | 75 901 | Compensation of employees |
| Ieguldījumu ienākumi | 2 320 | 144 369 | 124 101 | 141 463 | 160 028 | 140 989 | 96 827 | 83 325 | Investment income |
| Tiešās investīcijas | 2 330 | 4 193 | 14 517 | 4 218 | 2 554 | -2 812 | -13 333 | 855 | Direct investment |
| Portfeļieguldījumi | 2 339 | 68 271 | 40 122 | 61 449 | 77 903 | 77 692 | 47 238 | 29 530 | Portfolio investment |
| Citi ieguldījumi | 2 370 | 71 905 | 69 462 | 75 796 | 79 571 | 66 109 | 62 921 | 52 939 | Other investment |
| Debets | 3 300 | -319 168 | -388 548 | -283 977 | -120 222 | -94 138 | 137 984 | 61 579 | Debit |
| Atlīdzība nodarbinātajiem | 3 310 | -7 408 | -6 037 | -6 033 | -6 055 | -6 157 | -6 009 | -4 930 | Compensation of employees |
| Ieguldījumu ienākumi | 3 320 | -311 760 | -382 512 | -277 944 | -114 166 | -87 981 | 143 993 | 66 508 | Investment income |
| Tiešās investīcijas | 3 330 | -128 458 | -178 393 | -94 450 | 139 852 | 87 269 | 274 388 | 194 311 | Direct investment |
| Portfeļieguldījumi | 3 339 | -25 938 | -50 843 | -17 285 | -54 163 | -43 416 | -19 373 | -11 462 | Portfolio investment |
| Citi ieguldījumi | 3 370 | -157 364 | -153 276 | -166 209 | -199 855 | -131 834 | -111 023 | -116 340 | Other investment |
| KĀRTĒJIE PĀRVEDUMI | 4 379 | 62 351 | 131 272 | 119 363 | 46 516 | 60 817 | 166 245 | 95 941 | CURRENT TRANSFERS |
| Kredīts | 2 379 | 247 352 | 290 295 | 261 341 | 244 097 | 210 075 | 292 768 | 212 557 | Credit |
| Debets | 3 379 | -185 001 | -159 022 | -141 978 | -197 581 | -149 258 | -126 523 | -116 616 | Debit |
| KAPITĀLA UN FINANŠU KONTS | 4 996 | 767 250 | 608 340 | 592 220 | 436 733 | -38 601 | -531 410 | -395 418 | CAPITAL AND FINANCIAL ACCOUNT |
| KAPITĀLA KONTS | 4 994 | 38 197 | 112 903 | 37 053 | 51 632 | 98 442 | 90 091 | 55 780 | CAPITAL ACCOUNT |
| Kredīts | 2 994 | 39 367 | 115 855 | 40 300 | 55 101 | 100 121 | 91 908 | 58 387 | Credit |
| Debets | 3 994 | -1 170 | -2 952 | -3 247 | -3 469 | -1 679 | -1 816 | -2 607 | Debit |
| FINANŠU KONTS | 4 995 | 729 053 | 495 437 | 555 167 | 385 100 | -137 044 | -621 502 | -451 199 | FINANCIAL ACCOUNT |
| TIEŠĀS INVESTĪCIJAS | 4 500 | 255 820 | 186 411 | 159 626 | -112 226 | 20 305 | -83 058 | 107 361 | DIRECT INVESTMENT |
| Ārvalstīs | 4 505 | -14 501 | -83 510 | -50 082 | 31 227 | 4 493 | 45 922 | -18 540 | Direct investment abroad |
| Pašu kapitāls | 4 510 | -13 721 | -49 127 | -2 972 | 869 | -10 437 | 1 012 | -16 016 | Equity capital |
| Reinvestētā peļņa | 4 525 | -4 072 | -8 602 | -3 676 | 2 366 | 4 926 | 15 009 | 965 | Reinvested earnings |
| Cits kapitāls | 4 530 | 3 292 | -25 780 | -43 434 | 27 991 | 10 004 | 29 900 | -3 489 | Other capital |
| Latvijā | 4 555 | 270 322 | 269 921 | 209 708 | -143 453 | 15 812 | -128 980 | 125 901 | Direct investment in Latvia |
| Pašu kapitāls | 4 560 | 29 960 | 110 096 | 101 613 | 24 020 | 52 272 | 120 128 | 304 280 | Equity capital |
| Reinvestētā peļņa | 4 575 | 109 673 | 8 850 | 44 518 | -180 323 | -178 333 | -392 266 | -241 235 | Reinvested earnings |
| Cits kapitāls | 4 580 | 130 689 | 150 975 | 63 577 | 12 850 | 141 874 | 143 158 | 62 857 | Other capital |
| PORTFEĻIEGULDĪJUMI | 4 600 | 302 142 | -163 085 | 19 723 | 19 398 | 43 532 | 48 170 | 2 353 | PORTFOLIO INVESTMENT |
| Aktīvi | 4 602 | 33 088 | -80 802 | 5 222 | 178 953 | 47 894 | 64 772 | 11 762 | Assets |
| Kapitāla vērtspapīri | 4 610 | 61 532 | 13 603 | 63 694 | 71 809 | -15 284 | 23 443 | -6 649 | Equity securities |
| Parāda vērtspapīri | 4 619 | -28 444 | -94 405 | -58 472 | 107 145 | 63 178 | 41 329 | 18 411 | Debt securities |
| Obligācijas un parādzīmes | 4 620 | 26 778 | -104 974 | -56 195 | 70 081 | 61 096 | 55 682 | 16 978 | Bonds and notes |
| Naudas tirgus instrumenti | 4 630 | -55 222 | 10 570 | -2 277 | 37 064 | 2 082 | -14 353 | 1 433 | Money market instruments |
| Pasīvi | 4 652 | 269 055 | -82 283 | 14 501 | -159 555 | -4 362 | -16 602 | -9 409 | Liabilities |
| Kapitāla vērtspapīri | 4 660 | -808 | 175 | -1 749 | -23 659 | 2 278 | -3 657 | -20 984 | Equity securities |
| Parāda vērtspapīri | 4 669 | 269 863 | -82 458 | 16 250 | -135 896 | -6 640 | -12 945 | 11 575 | Debt securities |
| Obligācijas un parādzīmes | 4 670 | 273 224 | -80 437 | 17 025 | -135 554 | -6 636 | -12 872 | 11 167 | Bonds and notes |
| Naudas tirgus instrumenti | 4 680 | -3 361 | -2 021 | -775 | -342 | -4 | -73 | 408 | Money market instruments |

(turpinājums)

(cont.)

| Postenis | BOPSY | 2008 | | | | 2009 | | | Components |
|---------------------------------|--------------|-----------------|---------------|----------------|-----------------|---------------|---------------|---------------|---------------------------------|
| | | I | II | III | IV | I | II | III | |
| ATVASINĀTIE FINANŠU INSTRUMENTI | 4 910 | 29 362 | 39 677 | -8 548 | -110 533 | 165 987 | 29 978 | 23 867 | FINANCIAL DERIVATIVES |
| Aktīvi | 4 900 | 39 661 | 57 066 | 22 321 | 33 577 | 225 608 | 57 994 | 20 263 | Assets |
| Pasīvi | 4 905 | -10 299 | -17 389 | -30 869 | -144 110 | -59 621 | -28 016 | 3 605 | Liabilities |
| CITI IEGULDĪJUMI | 4 700 | 343 122 | 482 065 | 358 829 | 42 803 | -697 871 | -934 980 | 583 697 | OTHER INVESTMENT |
| Aktīvi | 4 703 | 440 408 | -615 305 | 131 469 | -177 580 | 303 645 | -481 612 | -240 695 | Assets |
| Centrālā banka | 4 703 A | -117 | -707 | 80 | 699 | -156 | -65 | 661 | Central bank |
| Valdība | 4 703 B | -51 651 | 4 679 | 11 931 | 51 729 | 1 | -42 | 17 | General government |
| MFI (izņemot centrālo banku) | 4 703 C | 638 142 | -356 208 | 342 011 | -86 743 | 492 653 | -215 311 | -73 644 | MFIs (excl. central bank) |
| Citi sektori | 4 703 D | -145 965 | -263 068 | -222 553 | -143 264 | -188 854 | -266 194 | -167 728 | Other sectors |
| Pasīvi | 4 753 | -97 285 | 1 097 369 | 227 360 | 220 382 | -1 001 516 | -453 368 | 824 391 | Liabilities |
| Centrālā banka | 4 753 A | -705 | -2 839 | -3 836 | 382 333 | -378 683 | 5 396 | 564 | Central bank |
| Valdība | 4 753 B | -22 951 | -3 544 | -5 144 | 514 922 | 754 062 | 20 124 | 988 451 | General government |
| MFI (izņemot centrālo banku) | 4 753 C | -304 627 | 899 004 | 240 324 | -575 445 | -1 293 496 | -501 244 | -150 329 | MFIs (excl. central bank) |
| Citi sektori | 4 753 D | 230 998 | 204 748 | -3 983 | -101 426 | -83 398 | 22 356 | -14 295 | Other sectors |
| REZERVES AKTĪVI | 4 800 | -201 393 | -49 630 | 25 537 | 545 659 | 331 003 | 318 388 | -1 168 477 | RESERVE ASSETS |
| NOVIRZE | 4 998 | -139 408 | 19 311 | -58 987 | -112 071 | -3 652 | 52 600 | 67 512 | NET ERRORS AND OMISSIONS |

**2.4. LATVIJAS MAKSĀJUMU BILANCE (GALVENIE RĀDĪTĀJI; CETURKŠŅA DATI)
LATVIA'S BALANCE OF PAYMENTS (PRINCIPAL ITEMS; QUARTERLY DATA)**

(tūkst. ASV dolāru)
(in thousands of US dollars)

| Postenis | BOPSY | 2008 | | | | 2009 | | | Components |
|----------------------------------|--------------|-------------------|-------------------|-------------------|-------------------|-----------------|-------------------|-----------------|--------------------------------------|
| | | I | II | III | IV | I | II | III | |
| TEKOŠAIS KONTS | 4 993 | -1 336 249 | -1 397 542 | -1 147 037 | -611 205 | 77 657 | 936 505 | 670 271 | CURRENT ACCOUNT |
| Kredīts | 2 993 | 4 371 284 | 4 911 251 | 4 901 720 | 3 965 118 | 3 208 128 | 3 473 191 | 3 613 786 | Credit |
| Debets | 3 993 | -5 707 533 | -6 308 794 | -6 048 757 | -4 576 322 | -3 130 472 | -2 536 686 | -2 943 515 | Debit |
| PRECES | 4 100 | -1 542 514 | -1 643 263 | -1 593 153 | -1 234 701 | -650 218 | -392 481 | -388 490 | GOODS |
| Kredīts | 2 100 | 2 347 423 | 2 647 633 | 2 648 524 | 1 990 658 | 1 528 111 | 1 655 394 | 1 854 596 | Credit |
| Debets | 3 100 | -3 889 937 | -4 290 896 | -4 241 677 | -3 225 359 | -2 178 329 | -2 047 875 | -2 243 087 | Debit |
| PAKALPOJUMI | 4 200 | 298 920 | 390 666 | 340 141 | 318 237 | 392 405 | 398 366 | 412 320 | SERVICES |
| Kredīts | 2 200 | 1 042 002 | 1 189 921 | 1 232 964 | 1 073 518 | 889 267 | 917 857 | 1 003 441 | Credit |
| Debets | 3 200 | -743 082 | -799 255 | -892 823 | -755 282 | -496 862 | -519 492 | -591 121 | Debit |
| IENĀKUMI | 4 300 | -226 336 | -437 113 | -150 286 | 218 129 | 221 190 | 610 723 | 451 754 | INCOME |
| Kredīts | 2 300 | 454 308 | 427 448 | 460 299 | 443 246 | 399 262 | 334 752 | 323 775 | Credit |
| Atlidzība nodarbinātajiem | 2 310 | 148 127 | 151 349 | 157 213 | 142 918 | 135 290 | 146 833 | 154 376 | Compensation of employees |
| Ieguldījumu ienākumi | 2 320 | 306 181 | 276 099 | 303 086 | 300 328 | 263 972 | 187 919 | 169 398 | Investment income |
| Tiešās investīcijas | 2 330 | 8 900 | 32 348 | 9 242 | 4 495 | -5 220 | -25 801 | 1 716 | Direct investment |
| Portfeļieguldījumi | 2 339 | 144 223 | 89 208 | 131 258 | 146 421 | 146 153 | 91 292 | 60 090 | Portfolio investment |
| Citi ieguldījumi | 2 370 | 153 058 | 154 542 | 162 586 | 149 413 | 123 040 | 122 428 | 107 592 | Other investment |
| Debets | 3 300 | -680 644 | -864 561 | -610 585 | -225 117 | -178 072 | 275 970 | 127 979 | Debit |
| Atlidzība nodarbinātajiem | 3 310 | -15 782 | -13 428 | -12 941 | -11 364 | -11 459 | -11 614 | -10 023 | Compensation of employees |
| Ieguldījumu ienākumi | 3 320 | -664 862 | -851 133 | -597 643 | -213 753 | -166 613 | 287 584 | 138 002 | Investment income |
| Tiešās investīcijas | 3 330 | -274 267 | -396 927 | -204 034 | 263 970 | 161 429 | 539 382 | 397 891 | Direct investment |
| Portfeļieguldījumi | 3 339 | -55 349 | -113 245 | -37 027 | -102 549 | -82 290 | -37 174 | -23 319 | Portfolio investment |
| Citi ieguldījumi | 3 370 | -335 246 | -340 960 | -356 583 | -375 173 | -245 752 | -214 624 | -236 571 | Other investment |
| KĀRTĒJIE PĀRVEDUMI | 4 379 | 133 681 | 292 167 | 256 261 | 87 131 | 114 280 | 319 897 | 194 688 | CURRENT TRANSFERS |
| Kredīts | 2 379 | 527 551 | 646 249 | 559 933 | 457 696 | 391 489 | 565 187 | 431 974 | Credit |
| Debets | 3 379 | -393 870 | -354 082 | -303 672 | -370 565 | -277 209 | -245 290 | -237 286 | Debit |
| KAPITĀLA UN FINANŠU KONTS | 4 996 | 1 620 166 | 1 352 922 | 1 272 943 | 821 911 | -66 046 | -1 035 059 | -806 575 | CAPITAL AND FINANCIAL ACCOUNT |
| KAPITĀLA KONTS | 4 994 | 82 363 | 252 713 | 79 121 | 98 329 | 179 663 | 175 448 | 113 007 | CAPITAL ACCOUNT |
| Kredīts | 2 994 | 84 859 | 259 269 | 86 103 | 104 924 | 182 776 | 178 964 | 118 333 | Credit |
| Debets | 3 994 | -2 496 | -6 556 | -6 981 | -6 595 | -3 113 | -3 516 | -5 325 | Debit |
| FINANŠU KONTS | 4 995 | 1 537 803 | 1 100 210 | 1 193 821 | 723 583 | -245 709 | -1 210 507 | -919 582 | FINANCIAL ACCOUNT |
| TIEŠĀS INVESTĪCIJAS | 4 500 | 544 523 | 414 027 | 343 998 | -211 003 | 38 059 | -166 991 | 217 108 | DIRECT INVESTMENT |
| Ārvalstīs | 4 505 | -30 964 | -186 044 | -107 558 | 58 885 | 8 365 | 89 096 | -37 675 | Direct investment abroad |
| Pašu kapitāls | 4 510 | -29 280 | -109 558 | -6 561 | 1 609 | -19 413 | 2 242 | -32 554 | Equity capital |
| Reinvestētā peļņa | 4 525 | -8 642 | -19 135 | -8 079 | 4 740 | 9 156 | 29 043 | 1 986 | Reinvested earnings |
| Cits kapitāls | 4 530 | 6 959 | -57 351 | -92 918 | 52 536 | 18 622 | 57 811 | -7 107 | Other capital |
| Latvijā | 4 555 | 575 488 | 600 071 | 451 556 | -269 888 | 29 694 | -256 087 | 254 784 | Direct investment in Latvia |
| Pašu kapitāls | 4 560 | 63 564 | 245 108 | 217 883 | 44 975 | 96 663 | 234 552 | 617 515 | Equity capital |
| Reinvestētā peļņa | 4 575 | 234 240 | 19 302 | 96 900 | -339 927 | -330 943 | -766 259 | -493 306 | Reinvested earnings |
| Cits kapitāls | 4 580 | 277 684 | 335 660 | 136 773 | 25 063 | 263 974 | 275 620 | 130 575 | Other capital |
| PORTFEĻIEGULDĪJUMI | 4 600 | 653 982 | -363 967 | 39 498 | 43 263 | 83 269 | 93 887 | 4 330 | PORTFOLIO INVESTMENT |
| Aktīvi | 4 602 | 61 096 | -181 651 | 8 487 | 333 694 | 91 291 | 125 544 | 24 221 | Assets |
| Kapitāla vērtspapīri | 4 610 | 130 753 | 30 269 | 136 051 | 135 643 | -28 463 | 45 218 | -13 772 | Equity securities |
| Parāda vērtspapīri | 4 619 | -69 657 | -211 920 | -127 564 | 198 051 | 119 754 | 80 327 | 37 993 | Debt securities |
| Obligācijas un parādzīmes | 4 620 | 52 336 | -235 267 | -122 288 | 130 594 | 115 902 | 107 865 | 35 145 | Bonds and notes |
| Naudas tirgus instrumenti | 4 630 | -121 993 | 23 346 | -5 276 | 67 457 | 3 851 | -27 538 | 2 849 | Money market instruments |
| Pasīvi | 4 652 | 592 886 | -182 315 | 31 011 | -290 431 | -8 022 | -31 657 | -19 891 | Liabilities |
| Kapitāla vērtspapīri | 4 660 | -1 722 | 398 | -3 773 | -45 012 | 4 148 | -7 355 | -43 406 | Equity securities |
| Parāda vērtspapīri | 4 669 | 594 608 | -182 714 | 34 784 | -245 419 | -12 170 | -24 303 | 23 515 | Debt securities |
| Obligācijas un parādzīmes | 4 670 | 602 008 | -178 240 | 36 389 | -244 777 | -12 162 | -24 165 | 22 670 | Bonds and notes |
| Naudas tirgus instrumenti | 4 680 | -7 400 | -4 474 | -1 605 | -642 | -8 | -137 | 844 | Money market instruments |

(turpinājums)

(cont.)

| Postenis | BOPSY | 2008 | | | | 2009 | | | Components |
|---------------------------------|--------------|-----------------|---------------|-----------------|-----------------|----------------|---------------|----------------|---------------------------------|
| | | I | II | III | IV | I | II | III | |
| ATVASINĀTIE FINANŠU INSTRUMENTI | 4 910 | 63 976 | 88 292 | -16 132 | -203 247 | 311 098 | 57 956 | 48 806 | FINANCIAL DERIVATIVES |
| Aktīvi | 4 900 | 85 687 | 127 121 | 49 860 | 62 386 | 421 229 | 112 189 | 41 225 | Assets |
| Pasīvi | 4 905 | -21 711 | -38 828 | -65 992 | -265 633 | -110 131 | -54 233 | 7 581 | Liabilities |
| CITI IEGULDĪJUMI | 4 700 | 721 513 | 1 072 834 | 761 686 | 115 463 | -1 317 931 | -1 805 344 | 1 159 460 | OTHER INVESTMENT |
| Aktīvi | 4 703 | 907 395 | -1 378 049 | 286 212 | -319 248 | 578 337 | -920 943 | -491 767 | Assets |
| Centrālā banka | 4 703 A | -263 | -1 571 | 108 | 1 263 | -78 | -119 | 1 360 | Central bank |
| Valdība | 4 703 B | -115 704 | 10 364 | 24 446 | 96 890 | 1 | -83 | 33 | General government |
| MFI (izņemot centrālo banku) | 4 703 C | 1 335 676 | -802 253 | 742 520 | -150 188 | 923 698 | -400 490 | -153 315 | MFI (excl. central bank) |
| Citi sektori | 4 703 D | -312 315 | -584 589 | -480 862 | -267 213 | -345 284 | -520 252 | -339 844 | Other sectors |
| Pasīvi | 4 753 | -185 882 | 2 450 883 | 475 474 | 434 711 | -1 896 268 | -884 401 | 1 651 227 | Liabilities |
| Centrālā banka | 4 753 A | -780 | -6 292 | -8 587 | 730 162 | -706 601 | 10 045 | 1 478 | Central bank |
| Valdība | 4 753 B | -48 540 | -7 961 | -10 802 | 975 002 | 1 375 453 | 39 040 | 1 983 837 | General government |
| MFI (izņemot centrālo banku) | 4 753 C | -627 759 | 2 009 900 | 503 143 | -1 080 238 | -2 409 607 | -976 039 | -305 609 | MFI (excl. central bank) |
| Citi sektori | 4 753 D | 491 197 | 455 234 | -8 280 | -190 216 | -155 514 | 42 553 | -28 479 | Other sectors |
| REZERVES AKTĪVI | 4 800 | -446 191 | -110 976 | 64 772 | 979 107 | 639 796 | 609 985 | -2 349 287 | RESERVE ASSETS |
| NOVIRZE | 4 998 | -283 917 | 44 620 | -125 906 | -210 707 | -11 611 | 98 554 | 136 304 | NET ERRORS AND OMISSIONS |

2.5. LATVIJAS MAKSĀJUMU BILANCE (GADA DATI)
LATVIA'S BALANCE OF PAYMENTS (ANNUAL DATA)

(tūkst. latu)
(in thousands of lats)

| Postenis | BOPSY | 2004 | 2005 | 2006 | 2007 | 2008 | Components |
|---|--------------|-----------------|-------------------|-------------------|-------------------|-------------------|--|
| TEKOŠAIS KONTS | 4 993 | -954 877 | -1 131 581 | -2 509 964 | -3 296 966 | -2 113 388 | CURRENT ACCOUNT |
| PRECES | 4 100 | -1 502 947 | -1 715 087 | -2 856 385 | -3 536 072 | -2 862 275 | GOODS |
| Kredīts | 2 100 | 2 278 138 | 3 031 260 | 3 431 789 | 4 214 434 | 4 587 129 | Credit |
| Vispārējās nozīmes preces; eksports (FOB) | 2 110 | 1 831 003 | 2 628 435 | 3 055 787 | 3 860 206 | 4 207 441 | General merchandise; exports (FOB) |
| Preces pārstrādei; eksports (FOB) | 2 150 | 382 225 | 298 385 | 284 974 | 265 959 | 260 994 | Goods for processing; exports (FOB) |
| Preču remonts | 2 160 | 34 849 | 53 500 | 39 667 | 39 342 | 52 017 | Repairs on goods |
| Transporta organizāciju iegādātās preces | 2 170 | 30 061 | 50 940 | 51 361 | 48 927 | 66 677 | Goods procured in ports by carriers |
| Nemonetārais zelts | 2 180 | 0 | 0 | 0 | 0 | 0 | Non-monetary gold |
| Debets | 3 100 | -3 781 085 | -4 746 348 | -6 288 174 | -7 750 506 | -7 449 404 | Debit |
| Vispārējās nozīmes preces; imports (FOB) | 3 110 | -3 471 868 | -4 453 675 | -5 977 270 | -7 481 143 | -7 099 326 | General merchandise; imports (FOB) |
| Preces pārstrādei; imports (FOB) | 3 150 | -246 428 | -215 322 | -210 701 | -152 257 | -167 873 | Goods for processing; imports (FOB) |
| Preču remonts | 3 160 | -10 477 | -5 481 | -12 501 | -20 019 | -21 431 | Repairs on goods |
| Transporta organizāciju iegādātās preces | 3 170 | -52 312 | -71 870 | -87 702 | -97 086 | -160 773 | Goods procured in ports by carriers |
| Nemonetārais zelts | 3 180 | 0 | 0 | 0 | 0 | 0 | Non-monetary gold |
| PAKALPOJUMI | 4 200 | 0 | 342 541 | 372 313 | 512 760 | 644 222 | SERVICES |
| Pavisam kredīts | 2 200 | 960 708 | 1 225 004 | 1 476 632 | 1 894 745 | 2 169 665 | Total credit |
| Pavisam debets | 3 200 | -635 841 | -882 464 | -1 104 319 | -1 381 985 | -1 525 443 | Total debit |
| Pārvadājumi (kredīts) | 2 205 | 535 097 | 688 676 | 791 268 | 959 367 | 1 101 057 | Transportation (credit) |
| <i>Pasažieri</i> | 2 205 BA | 40 936 | 59 921 | 79 333 | 106 546 | 157 670 | <i>Passenger</i> |
| <i>Kravas</i> | 2 205 BB | 319 862 | 402 802 | 472 768 | 546 726 | 618 285 | <i>Freight</i> |
| <i>Citi</i> | 2 205 BC | 174 300 | 225 952 | 239 166 | 306 095 | 325 102 | <i>Other</i> |
| Jūras transports | 2 206 | 243 026 | 306 745 | 313 232 | 347 099 | 358 729 | Sea transport |
| Pasažieri | 2 207 | 1 736 | 1 559 | 0 | 3 154 | 5 048 | Passenger |
| Kravas | 2 208 | 107 314 | 125 151 | 133 248 | 138 928 | 135 444 | Freight |
| Citi | 2 209 | 133 977 | 180 035 | 179 983 | 205 018 | 218 237 | Other |
| Gaisa transports | 2 210 | 55 469 | 76 986 | 104 600 | 140 129 | 173 103 | Air transport |
| Pasažieri | 2 211 | 33 130 | 50 519 | 69 691 | 91 812 | 138 890 | Passenger |
| Kravas | 2 212 | 3 174 | 3 503 | 4 655 | 5 741 | 5 497 | Freight |
| Citi | 2 213 | 19 165 | 22 965 | 30 254 | 42 576 | 28 716 | Other |
| Dzelzceļa transports | 2 219 | 105 731 | 134 072 | 146 005 | 201 702 | 249 839 | Rail transport |
| Pasažieri | 2 220 | 2 544 | 3 485 | 5 252 | 6 635 | 7 734 | Passenger |
| Kravas | 2 221 | 94 233 | 121 024 | 128 493 | 162 627 | 194 637 | Freight |
| Citi | 2 222 | 8 953 | 9 563 | 12 260 | 32 439 | 47 468 | Other |
| Autotransports | 2 223 | 112 133 | 147 119 | 204 385 | 253 861 | 302 021 | Road transport |
| Pasažieri | 2 224 | 3 526 | 4 358 | 4 390 | 4 945 | 5 998 | Passenger |
| Kravas | 2 225 | 101 531 | 134 868 | 189 861 | 229 580 | 275 484 | Freight |
| Citi | 2 226 | 7 076 | 7 894 | 10 134 | 19 336 | 20 539 | Other |
| Citur neklasificēti transporta pakalpojumi | 2 230 | 18 738 | 23 753 | 23 046 | 16 575 | 17 366 | Transportation services, n.i.e. |
| Pārvadājumi (debets) | 3 205 | -223 081 | -283 579 | -356 928 | -403 544 | -392 079 | Transportation (debit) |
| <i>Pasažieri</i> | 3 205 BA | -27 491 | -40 384 | -47 025 | -48 063 | -51 294 | <i>Passenger</i> |
| <i>Kravas</i> | 3 205 BB | -108 625 | -138 838 | -179 952 | -225 668 | -219 395 | <i>Freight</i> |
| <i>Citi</i> | 3 205 BC | -86 965 | -104 358 | -129 951 | -129 813 | -121 391 | <i>Other</i> |

(turpinājums)

(cont.)

| Postenis | BOPSY | 2004 | 2005 | 2006 | 2007 | 2008 | Components |
|---|----------|----------|----------|----------|----------|----------|--|
| Jūras transports | 3 206 | -58 565 | -60 991 | -84 499 | -96 768 | -88 708 | Sea transport |
| Pasažieri | 3 207 | -696 | -703 | -1 091 | -1 212 | -1 049 | Passenger |
| Kravas | 3 208 | -24 970 | -30 471 | -43 994 | -60 674 | -53 749 | Freight |
| Citi | 3 209 | -32 900 | -29 817 | -39 413 | -34 883 | -33 910 | Other |
| Gaisa transports | 3 210 | -67 438 | -99 880 | -124 422 | -132 849 | -126 812 | Air transport |
| Pasažieri | 3 211 | -26 001 | -38 913 | -45 421 | -45 884 | -49 241 | Passenger |
| Kravas | 3 212 | -12 479 | -13 103 | -16 881 | -20 186 | -23 325 | Freight |
| Citi | 3 213 | -28 958 | -47 864 | -62 121 | -66 780 | -54 246 | Other |
| Dzelzceļa transports | 3 219 | -43 062 | -55 834 | -60 012 | -67 304 | -75 512 | Rail transport |
| Pasažieri | 3 220 | -28 | -9 | -15 | -172 | -222 | Passenger |
| Kravas | 3 221 | -24 946 | -34 321 | -37 916 | -44 980 | -48 477 | Freight |
| Citi | 3 222 | -18 088 | -21 504 | -22 081 | -22 153 | -26 813 | Other |
| Autotransports | 3 223 | -53 260 | -65 539 | -86 362 | -104 521 | -98 861 | Road transport |
| Pasažieri | 3 224 | -766 | -759 | -498 | -796 | -782 | Passenger |
| Kravas | 3 225 | -45 475 | -59 607 | -79 528 | -97 727 | -91 656 | Freight |
| Citi | 3 226 | -7 018 | -5 173 | -6 336 | -5 998 | -6 423 | Other |
| Citur neklasificēti transporta pakalpojumi | 3 230 | -756 | -1 335 | -1 633 | -2 102 | -2 187 | Transportation services, n.i.e. |
| Braucieni (kredits) | 2 236 | 144 444 | 193 932 | 267 176 | 342 842 | 384 345 | Travel (credit) |
| Darījumu | 2 237 | 55 487 | 61 786 | 79 582 | 102 593 | 112 871 | Business |
| Personiskie | 2 240 | 88 957 | 132 146 | 187 594 | 240 249 | 271 474 | Personal |
| Braucieni (debets) | 3 236 | -203 768 | -330 876 | -392 153 | -474 257 | -545 814 | Travel (debit) |
| Darījumu | 3 237 | -61 611 | -90 802 | -78 529 | -79 481 | -103 232 | Business |
| Personiskie | 3 240 | -142 157 | -240 074 | -313 623 | -394 776 | -442 583 | Personal |
| Citi pakalpojumi (kredits) | 2 200 BA | 281 166 | 342 397 | 418 188 | 592 537 | 684 262 | Other services (credit) |
| Sakaru pakalpojumi | 2 245 | 28 367 | 34 671 | 45 806 | 41 526 | 47 284 | Communication services |
| Būvniecība | 2 249 | 25 375 | 7 933 | 13 647 | 27 354 | 41 223 | Construction services |
| Apdrošināšanas pakalpojumi | 2 253 | 6 220 | 5 987 | 5 793 | 8 757 | 7 488 | Insurance services |
| Finanšu pakalpojumi | 2 260 | 61 875 | 73 072 | 100 138 | 135 491 | 136 746 | Financial services |
| Informācijas pakalpojumi un datorpakalpojumi | 2 262 | 23 462 | 30 770 | 40 660 | 50 501 | 66 826 | Computer and information services |
| Autoratlīdzība un maksa par licencēm | 2 266 | 4 332 | 5 553 | 6 309 | 6 331 | 6 327 | Royalties and licence fees |
| Citi saimnieciskās darbības pakalpojumi | 2 268 | 115 023 | 165 214 | 185 571 | 298 079 | 352 456 | Other business services |
| Individuālie, kultūras un atpūtas pakalpojumi | 2 287 | 1 494 | 2 971 | 3 646 | 4 815 | 5 557 | Personal, cultural and recreational services |
| Citur neklasificēti valdības pakalpojumi | 2 291 | 15 019 | 16 226 | 16 618 | 19 683 | 20 355 | Government services, n.i.e. |
| t.sk. no ES saņemtā kompensācija par tradicionālo pašu resursu iekasēšanu | 2 291 CA | 2 503 | 4 922 | 5 312 | 6 826 | 6 467 | of which EU reimbursement for cost of collecting traditional own resources |
| Citi pakalpojumi (debets) | 3 200 BA | -208 992 | -268 008 | -355 238 | -504 184 | -587 549 | Other services (debit) |
| Sakaru pakalpojumi | 3 245 | -25 194 | -32 942 | -45 428 | -54 206 | -53 866 | Communication services |
| Būvniecība | 3 249 | -10 013 | -6 857 | -23 049 | -79 057 | -102 472 | Construction services |
| Apdrošināšanas pakalpojumi | 3 253 | -21 593 | -15 603 | -14 898 | -27 083 | -18 765 | Insurance services |
| Finanšu pakalpojumi | 3 260 | -14 858 | -17 267 | -16 499 | -27 895 | -52 274 | Financial services |
| Informācijas pakalpojumi un datorpakalpojumi | 3 262 | -14 998 | -29 237 | -35 063 | -44 811 | -48 445 | Computer and information services |
| Autoratlīdzība un maksa par licencēm | 3 266 | -7 786 | -8 243 | -11 058 | -20 204 | -17 107 | Royalties and licence fees |
| Citi saimnieciskās darbības pakalpojumi | 3 268 | -99 250 | -141 470 | -190 979 | -228 241 | -266 140 | Other business services |
| Individuālie, kultūras un atpūtas pakalpojumi | 3 287 | -7 931 | -7 587 | -8 161 | -10 547 | -15 421 | Personal, cultural and recreational services |
| Citur neklasificēti valdības pakalpojumi | 3 291 | -7 369 | -8 802 | -10 102 | -12 139 | -13 059 | Government services, n.i.e. |

(turpinājums)

(cont.)

| Postenis | BOPSY | 2004 | 2005 | 2006 | 2007 | 2008 | Components |
|---|----------|----------|----------|-----------|------------|------------|--|
| IENĀKUMI | 4 300 | -149 724 | -97 887 | -297 814 | -466 298 | -254 837 | INCOME |
| Pavisam kredīts | 2 300 | 269 350 | 437 478 | 601 931 | 760 755 | 857 078 | Total credit |
| Pavisam debets | 3 300 | -419 074 | -535 365 | -899 746 | -1 227 053 | -1 111 915 | Total debit |
| Atlidzība nodarbinātajiem (kredīts) | 2 310 | 122 743 | 215 001 | 268 837 | 282 633 | 287 116 | Compensation of employees (credit) |
| Atlidzība nodarbinātajiem (debets) | 3 310 | -5 181 | -9 123 | -14 182 | -20 382 | -25 533 | Compensation of employees (debit) |
| Ieguldījumu ienākumi (kredīts) | 2 320 | 146 607 | 222 478 | 333 094 | 478 121 | 569 961 | Investment income (credit) |
| Tiešās investīcijas | 2 330 | 3 144 | 20 087 | 19 318 | 33 846 | 25 482 | Direct investment |
| Dividendes un filiāļu sadalītā peļņa | 2 332 | 994 | 7 661 | 7 895 | 8 767 | 10 416 | Dividends and distributed branch profits |
| Reinvestētā un filiāļu nesadalītā peļņa | 2 333 | 2 017 | 12 326 | 11 189 | 24 509 | 13 984 | Reinvested earnings and undistributed branch profits |
| Maksa par parādu (procenti) | 2 334 | 134 | 100 | 234 | 570 | 1 082 | Income on debt (interest) |
| Portfeļieguldījumi | 2 339 | 88 106 | 105 452 | 168 444 | 193 045 | 247 745 | Portfolio investment |
| Ienākumi par kapitāla vērtspapīriem (dividendes) | 2 340 | 395 | 288 | 898 | 870 | 1 967 | Income on equity (dividends) |
| Ienākumi par obligācijām un parādzīmēm | 2 350 | 59 003 | 75 076 | 105 494 | 151 170 | 167 470 | Income on bonds and notes |
| Ienākumi par naudas tirgus instrumentiem | 2 360 | 28 709 | 30 087 | 62 053 | 41 006 | 78 307 | Income on money market instruments |
| Citi ieguldījumi | 2 370 | 55 357 | 96 939 | 145 331 | 251 230 | 296 734 | Other investment |
| Ieguldījumu ienākumi (debets) | 3 320 | -413 893 | -526 242 | -885 564 | -1 206 671 | -1 086 382 | Investment income (debit) |
| Tiešās investīcijas | 3 330 | -286 276 | -348 265 | -550 328 | -637 453 | -261 448 | Direct investment |
| Dividendes un filiāļu sadalītā peļņa | 3 332 | -108 836 | -139 876 | -120 786 | -264 357 | -229 959 | Dividends and distributed branch profits |
| Reinvestētā un filiāļu nesadalītā peļņa | 3 333 | -163 658 | -190 258 | -411 767 | -338 143 | 17 283 | Reinvested earnings and undistributed branch profits |
| Maksa par parādu (procenti) | 3 334 | -13 782 | -18 130 | -17 775 | -34 953 | -48 772 | Income on debt (interest) |
| Portfeļieguldījumi | 3 339 | -58 987 | -61 684 | -105 608 | -77 118 | -148 228 | Portfolio investment |
| Ienākumi par kapitāla vērtspapīriem (dividendes) | 3 340 | -920 | -1 419 | -2 338 | -3 437 | -3 331 | Income on equity (dividends) |
| Ienākumi par obligācijām un parādzīmēm | 3 350 | -30 894 | -34 886 | -49 527 | -55 833 | -97 535 | Income on bonds and notes |
| Ienākumi par naudas tirgus instrumentiem | 3 360 | -27 173 | -25 379 | -53 743 | -17 847 | -47 363 | Income on money market instruments |
| Citi ieguldījumi | 3 370 | -68 630 | -116 294 | -229 629 | -492 099 | -676 705 | Other investment |
| t.sk. procenti par SVF kredītu un aizdevumu izmantošanu | 3 372 A | 0 | 0 | 0 | 0 | 0 | of which interest for use of IMF credit and loans |
| KĀRTĒJIE PĀRVEDUMI | 4 379 | 372 926 | 338 852 | 271 922 | 192 644 | 359 502 | CURRENT TRANSFERS |
| Kredīts | 2 379 | 694 199 | 778 165 | 1 002 750 | 1 035 364 | 1 043 084 | Credit |
| Valdība | 2 380 | 117 111 | 142 453 | 144 407 | 184 635 | 194 643 | General government |
| t.sk. ES struktūrfondi | 2 380 DA | 32 112 | 92 442 | 99 340 | 161 195 | 172 431 | of which EU structural funds |
| subsīdijas zemniekiem | 2 380 DB | 22 368 | 82 925 | 95 964 | 106 043 | 154 902 | subsidies to farmers |
| citi ES struktūrfondi | 2 380 DC | 9 744 | 9 517 | 3 376 | 55 152 | 17 529 | other EU structural funds |
| t.sk. citi ES fondi | 2 380 DD | 68 540 | 40 197 | 36 438 | 11 550 | 10 726 | of which other EU funds |
| t.sk. pirmspievienošanās fondi | 2 380 DE | 33 594 | 18 314 | 7 026 | 1 000 | -788 | of which pre-accession funds |
| Citi sektori | 2 390 | 577 087 | 635 712 | 858 344 | 850 729 | 848 441 | Other sectors |
| Strādājošo naudas pārvedumi | 2 391 | 942 | 882 | 832 | 890 | 905 | Workers' remittances |
| Citi kārtējie pārvedumi | 2 392 | 576 145 | 634 830 | 857 512 | 849 839 | 847 536 | Other current transfers |
| Debets | 3 379 | -321 272 | -439 313 | -730 828 | -842 720 | -683 581 | Debit |
| Valdība | 3 380 | -54 601 | -102 934 | -125 224 | -150 461 | -165 470 | General government |
| t.sk. maksājumi ES budžetā | 3 380 DF | -49 193 | -98 542 | -117 353 | -144 729 | -158 999 | of which payments to EU budget |
| Citi sektori | 3 390 | -266 671 | -336 379 | -605 605 | -692 259 | -518 111 | Other sectors |
| Strādājošo naudas pārvedumi | 3 391 | -2 010 | -2 187 | -2 384 | -2 643 | -2 000 | Workers' remittances |
| Citi kārtējie pārvedumi | 3 392 | -264 661 | -334 192 | -603 220 | -689 616 | -516 111 | Other current transfers |

| Postenis | BOPSY | 2004 | 2005 | 2006 | 2007 | 2008 | Components |
|---|--------------|----------------|------------------|------------------|------------------|------------------|--|
| KAPITĀLA UN FINANŠU KONTS | 4 996 | 945 932 | 1 303 018 | 2 438 399 | 3 415 201 | 2 404 543 | CAPITAL AND FINANCIAL ACCOUNT |
| KAPITĀLA KONTS | 4 994 | 77 896 | 119 802 | 134 011 | 288 138 | 239 785 | CAPITAL ACCOUNT |
| Pavisam kredīts | 2 994 | 81 556 | 124 276 | 139 687 | 293 504 | 250 622 | Total credit |
| Pavisam debets | 3 994 | -3 660 | -4 473 | -5 676 | -5 365 | -10 837 | Total debit |
| Kapitāla pārvedumi (kredīts) | 2 400 | 81 443 | 124 171 | 135 894 | 293 257 | 247 770 | Capital transfers (credit) |
| Valdība | 2 401 | 80 381 | 123 306 | 135 809 | 292 964 | 247 225 | General government |
| t.sk. ES struktūrfondi | 2 401 DG | 32 895 | 51 398 | 41 461 | 159 385 | 131 736 | of which EU structural funds |
| t.sk. Kohēzijas fonds | 2 401 DH | 13 205 | 56 429 | 73 411 | 123 117 | 113 515 | of which Cohesion Fund |
| t.sk. citi ES fondi | 2 401 DI | 29 500 | 11 310 | 15 862 | 2 334 | -1 839 | of which other EU funds |
| t.sk. pirmspievienošanās fondi | 2 401 DJ | 22 205 | 10 653 | 15 862 | 2 334 | -1 839 | of which pre-accession funds |
| Citi sektori | 2 430 | 1 062 | 865 | 85 | 293 | 544 | Other sectors |
| Pārceļotāju pārvedumi | 2 431 | 0 | 0 | 0 | 0 | 0 | Migrants' transfers |
| Parādu atlaišana | 2 432 | 0 | 0 | 0 | 0 | 0 | Debt forgiveness |
| Citi kapitāla pārvedumi | 2 440 | 1 062 | 865 | 85 | 293 | 544 | Other capital transfers |
| Kapitāla pārvedumi (debets) | 3 400 | -3 130 | -3 091 | -4 877 | -5 299 | -10 713 | Capital transfers (debit) |
| Valdība | 3 401 | 0 | 0 | 0 | 0 | 0 | General government |
| Citi sektori | 3 430 | -3 130 | -3 091 | -4 877 | -5 299 | -10 713 | Other sectors |
| Pārceļotāju pārvedumi | 3 431 | 0 | 0 | 0 | 0 | 0 | Migrants' transfers |
| Parādu atlaišana | 3 432 | 0 | 0 | 0 | 0 | 0 | Debt forgiveness |
| Citi kapitāla pārvedumi | 3 440 | -3 130 | -3 091 | -4 877 | -5 299 | -10 713 | Other capital transfers |
| Neproducētie nefinanšu aktīvi (kredīts) | 2 480 | 114 | 104 | 3 793 | 247 | 2 853 | Non-produced non-financial assets (credit) |
| Neproducētie nefinanšu aktīvi (debets) | 3 480 | -530 | -1 382 | -798 | -66 | -124 | Non-produced non-financial assets (debit) |
| FINANŠU KONTS | 4 995 | 868 036 | 1 183 216 | 2 304 388 | 3 127 063 | 2 164 758 | FINANCIAL ACCOUNT |
| TIEŠĀS INVESTĪCIJAS | 4 500 | 284 607 | 326 700 | 836 604 | 1 003 608 | 489 631 | DIRECT INVESTMENT |
| Ārvalstīs | 4 505 | -59 265 | -72 397 | -95 549 | -189 581 | -116 866 | Direct investment abroad |
| Kredīts | 2 505 | 32 787 | 42 731 | 53 748 | 134 048 | 157 234 | Credit |
| Debets | 3 505 | -92 052 | -115 128 | -149 297 | -323 630 | -274 101 | Debit |
| Pašu kapitāls | 4 510 | -32 455 | -34 775 | -54 572 | -124 315 | -64 951 | Equity capital |
| Prasības pret tiešo investīciju uzņēmumiem | 4 515 | -32 455 | -34 775 | -54 572 | -124 315 | -65 187 | Claims on affiliated enterprises |
| Saistības pret tiešo investīciju uzņēmumiem | 4 520 | 0 | 0 | 0 | 0 | 236 | Liabilities to affiliated enterprises |
| Reinvestētā peļņa | 4 525 | -2 017 | -12 326 | -11 189 | -24 509 | -13 984 | Reinvested earnings |
| Cits kapitāls | 4 530 | -24 793 | -25 296 | -29 788 | -40 757 | -37 932 | Other capital |
| Prasības pret tiešo investīciju uzņēmumiem | 4 535 | -25 104 | -27 711 | -36 071 | -51 298 | -33 163 | Claims on affiliated enterprises |
| Saistības pret tiešo investīciju uzņēmumiem | 4 540 | 312 | 2 415 | 6 284 | 10 541 | -4 768 | Liabilities to affiliated enterprises |
| Latvijā | 4 555 | 343 872 | 399 096 | 932 153 | 1 193 190 | 606 497 | Direct investment in Latvia |
| Kredīts | 2 555 | 1 089 013 | 1 380 368 | 1 995 341 | 2 717 596 | 2 142 101 | Credit |
| Debets | 3 555 | -745 141 | -981 272 | -1 063 188 | -1 524 406 | -1 535 603 | Debit |
| Pašu kapitāls | 4 560 | 132 828 | 129 124 | 299 874 | 663 063 | 265 688 | Equity capital |
| Prasības pret tiešajiem investoriem | 4 565 | 15 381 | -13 033 | 11 812 | -535 | -1 289 | Claims on direct investors |
| Saistības pret tiešajiem investoriem | 4 570 | 117 447 | 142 157 | 288 062 | 663 598 | 266 978 | Liabilities to direct investors |
| Reinvestētā peļņa | 4 575 | 163 658 | 190 258 | 411 767 | 338 143 | -17 283 | Reinvested earnings |
| Cits kapitāls | 4 580 | 47 387 | 79 714 | 220 512 | 191 983 | 358 091 | Other capital |
| Prasības pret tiešajiem investoriem | 4 585 | -3 974 | -40 907 | -26 758 | -195 686 | -35 783 | Claims on direct investors |
| Saistības pret tiešajiem investoriem | 4 590 | 51 361 | 120 621 | 247 270 | 387 669 | 393 874 | Liabilities to direct investors |
| PORTFEĻĒGULDĪJUMI | 4 600 | 121 437 | -72 015 | 17 342 | -347 012 | 178 179 | PORTFOLIO INVESTMENT |
| Aktīvi | 4 602 | -16 133 | -147 796 | -145 821 | -321 866 | 136 461 | Assets |
| Kapitāla vērtspapīri | 4 610 | -15 159 | -41 529 | -41 097 | -87 391 | 210 637 | Equity securities |

(turpinājums)

(cont.)

| Postenis | BOPSY | 2004 | 2005 | 2006 | 2007 | 2008 | Components |
|-------------------------------------|-------|----------|-----------|------------|------------|-----------|------------------------------|
| Centrālā banka | 4 611 | 0 | 0 | 0 | 0 | 0 | Central bank |
| Valdība | 4 612 | 0 | 0 | 0 | 0 | 0 | General government |
| MFI (izņemot centrālo banku) | 4 613 | -360 | -7 436 | -12 852 | -5 | 6 085 | MFIs (excl. central bank) |
| Citi sektori | 4 614 | -14 799 | -34 093 | -28 245 | -87 386 | 204 552 | Other sectors |
| Parāda vērtspapīri | 4 619 | -973 | -106 266 | -104 724 | -234 475 | -74 176 | Debt securities |
| Obligācijas un parādzīmes | 4 620 | 8 572 | -111 814 | -96 550 | -216 305 | -64 310 | Bonds and notes |
| Centrālā banka | 4 621 | 0 | 0 | 0 | 0 | 0 | Central bank |
| Valdība | 4 622 | 0 | 0 | 0 | 0 | 0 | General government |
| MFI (izņemot centrālo banku) | 4 623 | 15 681 | -98 013 | -82 276 | -117 095 | 7 129 | MFIs (excl. central bank) |
| Citi sektori | 4 624 | -7 109 | -13 802 | -14 274 | -99 210 | -71 440 | Other sectors |
| Naudas tirgus instrumenti | 4 630 | -9 546 | 5 548 | -8 174 | -18 169 | -9 866 | Money market instruments |
| Centrālā banka | 4 631 | 0 | 0 | 0 | 0 | 0 | Central bank |
| Valdība | 4 632 | 0 | 0 | 0 | 0 | 0 | General government |
| MFI (izņemot centrālo banku) | 4 633 | -9 637 | 6 294 | -5 058 | -10 677 | 7 421 | MFIs (excl. central bank) |
| Citi sektori | 4 634 | 92 | -746 | -3 116 | -7 493 | -17 287 | Other sectors |
| Pasīvi | 4 652 | 137 570 | 75 780 | 163 163 | -25 146 | 41 718 | Liabilities |
| Kapitāla vērtspapīri | 4 660 | 16 949 | 7 179 | 12 936 | -7 804 | -26 042 | Equity securities |
| MFI (izņemot centrālo banku) | 4 663 | -556 | -5 890 | 7 425 | 9 394 | -17 987 | MFIs (excl. central bank) |
| Citi sektori | 4 664 | 17 505 | 13 069 | 5 512 | -17 198 | -8 054 | Other sectors |
| Parāda vērtspapīri | 4 669 | 120 621 | 68 601 | 150 227 | -17 342 | 67 760 | Debt securities |
| Obligācijas un parādzīmes | 4 670 | 119 837 | 69 219 | 149 678 | -23 853 | 74 259 | Bonds and notes |
| Centrālā banka | 4 671 | 0 | 0 | 0 | 0 | 0 | Central bank |
| Valdība | 4 672 | 99 875 | 341 | 6 976 | 8 101 | 147 448 | General government |
| MFI (izņemot centrālo banku) | 4 673 | 19 941 | 68 852 | 142 511 | -30 896 | -71 680 | MFIs (excl. central bank) |
| Citi sektori | 4 674 | 21 | 27 | 191 | -1 058 | -1 510 | Other sectors |
| Naudas tirgus instrumenti | 4 680 | 784 | -618 | 548 | 6 511 | -6 499 | Money market instruments |
| Centrālā banka | 4 681 | 0 | 0 | 0 | 0 | 0 | Central bank |
| Valdība | 4 682 | 784 | -784 | 548 | -1 428 | 1 | General government |
| MFI (izņemot centrālo banku) | 4 683 | 0 | 0 | 0 | 7 314 | -5 527 | MFIs (excl. central bank) |
| Citi sektori | 4 684 | 0 | 165 | 0 | 625 | -973 | Other sectors |
| ATVASINĀTIE FINANŠU INSTRUMENTI | 4 910 | -25 432 | -44 257 | 32 534 | 115 674 | -50 043 | FINANCIAL DERIVATIVES |
| Aktīvi | 4 900 | -18 442 | 31 892 | 71 810 | 168 170 | 152 625 | Assets |
| Centrālā banka | 4 901 | -19 177 | 41 679 | 75 663 | 187 504 | 183 749 | Central bank |
| Valdība | 4 902 | 0 | 0 | 284 | 6 | 1 383 | General government |
| MFI (izņemot centrālo banku) | 4 903 | 896 | -1 664 | -5 113 | -16 650 | -29 737 | MFIs (excl. central bank) |
| Citi sektori | 4 904 | -162 | -8 123 | 977 | -2 690 | -2 770 | Other sectors |
| Pasīvi | 4 905 | -6 990 | -76 150 | -39 276 | -52 496 | -202 667 | Liabilities |
| Centrālā banka | 4 906 | -3 453 | -74 534 | -45 841 | -64 440 | -243 692 | Central bank |
| Valdība | 4 907 | 0 | 0 | 284 | -518 | -1 122 | General government |
| MFI (izņemot centrālo banku) | 4 908 | -3 626 | -1 553 | 6 282 | 12 461 | 42 146 | MFIs (excl. central bank) |
| Citi sektori | 4 909 | 89 | -63 | 0 | 0 | 0 | Other sectors |
| CITI IEGULDĪJUMI | 4 700 | 702 124 | 1 266 841 | 2 520 914 | 2 857 012 | 1 226 819 | OTHER INVESTMENT |
| Aktīvi | 4 703 | -957 352 | -241 176 | -1 079 129 | -3 064 162 | -221 007 | Assets |
| Tirdzniecības kredīti, Citi sektori | 4 710 | -67 523 | -92 559 | -75 204 | -115 741 | 18 803 | Trade credits, Other sectors |
| Ilgtermiņa | 4 711 | 0 | 0 | 0 | 0 | 0 | Long-term |
| Īstermiņa | 4 712 | -67 523 | -92 559 | -75 204 | -115 741 | 18 803 | Short-term |
| Aizdevumi | 4 714 | -527 555 | 3 495 | -350 626 | -1 132 700 | -131 287 | Loans |
| Centrālā banka | 4 715 | 0 | 0 | 0 | 0 | 0 | Central bank |
| Ilgtermiņa | 4 717 | 0 | 0 | 0 | 0 | 0 | Long-term |
| Īstermiņa | 4 718 | 0 | 0 | 0 | 0 | 0 | Short-term |

(turpinājums)

(cont.)

| Postenis | BOPSY | 2004 | 2005 | 2006 | 2007 | 2008 | Components |
|--------------------------------------|---------|-----------|-----------|-----------|------------|------------|------------------------------|
| Valdība | 4 719 | 0 | 0 | 0 | 0 | 0 | General government |
| Ilgtermiņa | 4 720 | 0 | 0 | 0 | 0 | 0 | Long-term |
| Īstermiņa | 4 721 | 0 | 0 | 0 | 0 | 0 | Short-term |
| MFI (izņemot centrālo banku) | 4 722 | -502 000 | 49 501 | -304 567 | -824 197 | -85 662 | MFIs (excl. central bank) |
| Ilgtermiņa | 4 723 | -228 178 | -54 088 | -274 441 | -292 241 | -191 293 | Long-term |
| Īstermiņa | 4 724 | -273 822 | 103 589 | -30 126 | -531 957 | 105 631 | Short-term |
| Citi sektori | 4 725 | -25 555 | -46 006 | -46 059 | -308 503 | -45 624 | Other sectors |
| Ilgtermiņa | 4 726 | -23 490 | -20 736 | -16 718 | -271 817 | -15 364 | Long-term |
| Īstermiņa | 4 727 | -2 065 | -25 270 | -29 342 | -36 686 | -30 261 | Short-term |
| Nauda un noguldījumi | 4 730 | -339 410 | -128 199 | -635 387 | -1 803 552 | -91 437 | Currency and deposits |
| Centrālā banka | 4 731 | 0 | 0 | 0 | 0 | 0 | Central bank |
| Valdība | 4 732 | 724 | 135 | 0 | -16 775 | 16 687 | General government |
| MFI (izņemot centrālo banku) | 4 733 | -356 251 | 31 636 | -48 438 | -1 101 580 | 628 411 | MFIs (excl. central bank) |
| Citi sektori | 4 734 | 16 117 | -159 970 | -586 949 | -685 197 | -736 535 | Other sectors |
| Citi aktīvi | 4 736 | -22 864 | -23 913 | -17 911 | -12 170 | -17 086 | Other assets |
| Centrālā banka | 4 737 | -910 | -499 | -357 | -348 | -45 | Central bank |
| Ilgtermiņa | 4 738 | -760 | -764 | 0 | 17 | 0 | Long-term |
| Īstermiņa | 4 739 | -150 | 265 | -357 | -365 | -45 | Short-term |
| Valdība | 4 740 | -17 597 | -12 392 | 0 | 0 | 0 | General government |
| Ilgtermiņa | 4 741 | -17 597 | -12 392 | 0 | 0 | 0 | Long-term |
| Īstermiņa | 4 742 | 0 | 0 | 0 | 0 | 0 | Short-term |
| MFI (izņemot centrālo banku) | 4 743 | -4 157 | -2 040 | -15 538 | -11 595 | -5 547 | MFIs (excl. central bank) |
| Ilgtermiņa | 4 744 | 0 | 0 | 0 | 0 | 0 | Long-term |
| Īstermiņa | 4 745 | -4 157 | -2 040 | -15 538 | -11 595 | -5 547 | Short-term |
| Citi sektori | 4 746 | -200 | -8 982 | -2 017 | -227 | -11 494 | Other sectors |
| Ilgtermiņa | 4 747 | -350 | -147 | -226 | -2 805 | -561 | Long-term |
| Īstermiņa | 4 748 | 149 | -8 835 | -1 791 | 2 579 | -10 933 | Short-term |
| Pasīvi | 4 753 | 1 659 476 | 1 508 017 | 3 600 042 | 5 921 174 | 1 447 826 | Liabilities |
| Tirdzniecības kredīti, Citi sektori | 4 760 | 104 244 | 70 845 | 71 629 | 162 165 | -47 062 | Trade credits, Other sectors |
| Ilgtermiņa | 4 761 | 0 | 0 | 0 | 0 | 0 | Long-term |
| Īstermiņa | 4 762 | 104 244 | 70 845 | 71 629 | 162 165 | -47 062 | Short-term |
| Aizņēmumi | 4 764 | 898 885 | 1 619 977 | 3 185 454 | 4 047 634 | 2 547 126 | Loans |
| Centrālā banka | 4 765 | -3 049 | 0 | 0 | 0 | 124 227 | Central bank |
| SVF kredītu un aizdevumu izmantošana | 4 766 | -3 049 | 0 | 0 | 0 | 0 | Use of IMF credit and loans |
| Citi ilgtermiņa | 4 767 | 0 | 0 | 0 | 0 | 0 | Other long-term |
| Īstermiņa | 4 768 | 0 | 0 | 0 | 0 | 124 227 | Short-term |
| Valdība | 4 769 | -2 683 | -39 244 | 37 244 | 103 716 | 488 931 | General government |
| SVF kredītu un aizdevumu izmantošana | 4 770 A | 0 | 0 | 0 | 0 | 0 | Use of IMF credit and loans |
| <i>Kredits</i> | 2 770 A | 0 | 0 | 0 | 0 | 0 | <i>Credit</i> |
| <i>Debets</i> | 3 770 A | 0 | 0 | 0 | 0 | 0 | <i>Debit</i> |
| Ilgtermiņa | 4 770 | -2 683 | -39 244 | 37 244 | 86 146 | 506 501 | Long-term |
| Īstermiņa | 4 771 | 0 | 0 | 0 | 17 570 | -17 570 | Short-term |
| MFI (izņemot centrālo banku) | 4 772 | 758 117 | 1 600 816 | 2 519 503 | 2 615 049 | 1 561 234 | MFIs (excl. central bank) |
| Ilgtermiņa | 4 773 | 569 765 | 1 259 727 | 1 581 067 | 1 884 005 | 1 835 849 | Long-term |
| Īstermiņa | 4 774 | 188 352 | 341 089 | 938 436 | 731 044 | -274 615 | Short-term |
| Citi sektori | 4 775 | 146 500 | 58 405 | 628 706 | 1 328 870 | 372 734 | Other sectors |
| Ilgtermiņa | 4 776 | 123 282 | 69 173 | 547 642 | 1 267 415 | 276 045 | Long-term |
| Īstermiņa | 4 777 | 23 218 | -10 767 | 81 064 | 61 455 | 96 689 | Short-term |
| Nauda un noguldījumi | 4 780 | 607 620 | -178 184 | 301 377 | 1 657 923 | -1 056 485 | Currency and deposits |
| Centrālā banka | 4 781 | 23 205 | -19 536 | 18 039 | -11 822 | 249 502 | Central bank |
| MFI (izņemot centrālo banku) | 4 783 | 584 415 | -158 649 | 283 338 | 1 669 745 | -1 305 987 | MFIs (excl. central bank) |
| Citi pasīvi | 4 786 | 48 726 | -4 621 | 41 583 | 53 452 | 4 247 | Other liabilities |

(turpinājums)

(cont.)

| Postenis | BOPSY | 2004 | 2005 | 2006 | 2007 | 2008 | Components |
|------------------------------|--------------|-----------------|-----------------|-------------------|-----------------|-----------------|---------------------------------|
| Centrālā banka | 4 787 | 319 | -466 | 31 | 68 | 1 224 | Central bank |
| Ilgttermiņa | 4 788 | 0 | 0 | 0 | 0 | 0 | Long-term |
| Īstermiņa | 4 789 | 319 | -466 | 31 | 68 | 1 224 | Short-term |
| Valdība | 4 790 | 12 983 | 11 353 | -3 398 | -5 759 | -5 648 | General government |
| Ilgttermiņa | 4 791 | 12 983 | 11 353 | -3 398 | -5 759 | -5 648 | Long-term |
| Īstermiņa | 4 792 | 0 | 0 | 0 | 0 | 0 | Short-term |
| MFI (izņemot centrālo banku) | 4 793 | 25 558 | -17 788 | 34 731 | 35 706 | 4 007 | MFIs (excl. central bank) |
| Ilgttermiņa | 4 794 | 0 | 0 | 0 | 0 | 0 | Long-term |
| Īstermiņa | 4 795 | 25 558 | -17 788 | 34 731 | 35 706 | 4 007 | Short-term |
| Citi sektori | 4 796 | 9 867 | 2 279 | 10 219 | 23 437 | 4 664 | Other sectors |
| Ilgttermiņa | 4 797 | 0 | 0 | 0 | 0 | 0 | Long-term |
| Īstermiņa | 4 798 | 9 867 | 2 279 | 10 219 | 23 437 | 4 664 | Short-term |
| REZERVES AKTĪVI | 4 800 | -214 700 | -294 052 | -1 103 006 | -502 219 | 320 172 | RESERVE ASSETS |
| Monētārais zelts | 4 810 | 0 | -27 | -1 | 0 | -2 | Monetary gold |
| Speciālās aizņēmuma tiesības | 4 820 | -2 | -3 | -4 | -3 | -107 | Special Drawing Rights |
| Rezerves pozīcija SVF | 4 830 | 0 | 0 | 0 | 0 | 0 | Reserve position in the IMF |
| Ārvalstu valūtas | 4 840 | -214 698 | -294 022 | -1 103 001 | -502 216 | 320 282 | Foreign exchange |
| Citas prasības | 4 880 | 0 | 0 | 0 | 0 | 0 | Other claims |
| NOVIRZE | 4 998 | 8 945 | -171 437 | 71 565 | -118 235 | -291 155 | NET ERRORS AND OMISSIONS |

2.6. LATVIJAS MAKSĀJUMU BILANCE (GADA DATI)
LATVIA'S BALANCE OF PAYMENTS (ANNUAL DATA)

(tūkst. ASV dolāru)
(in thousands of US dollars)

| Postenis | BOPSY | 2004 | 2005 | 2006 | 2007 | 2008 | Components |
|---|--------------|-------------------|-------------------|-------------------|-------------------|-------------------|--|
| TEKOŠAIS KONTS | 4 993 | -1 761 742 | -1 992 458 | -4 521 768 | -6 424 024 | -4 492 033 | CURRENT ACCOUNT |
| PRECES | 4 100 | -2 780 479 | -3 018 295 | -5 130 656 | -6 897 544 | -6 013 630 | GOODS |
| Kredīts | 2 100 | 4 220 962 | 5 360 918 | 6 140 313 | 8 227 125 | 9 634 238 | Credit |
| Vispārējās nozīmes preces; eksports (FOB) | 2 110 | 3 392 727 | 4 647 381 | 5 468 444 | 7 534 503 | 8 834 618 | General merchandise; exports (FOB) |
| Preces pārstrādei; eksports (FOB) | 2 150 | 707 800 | 529 634 | 509 015 | 519 890 | 550 206 | Goods for processing; exports (FOB) |
| Preču remonts | 2 160 | 64 804 | 94 157 | 71 012 | 77 156 | 109 184 | Repairs on goods |
| Transporta organizāciju iegādātās preces | 2 170 | 55 631 | 89 746 | 91 842 | 95 576 | 140 230 | Goods procured in ports by carriers |
| Nemonetārais zelts | 2 180 | 0 | 0 | 0 | 0 | 0 | Non-monetary gold |
| Debets | 3 100 | -7 001 441 | -8 379 213 | -11 270 968 | -15 124 670 | -15 647 868 | Debit |
| Vispārējās nozīmes preces; imports (FOB) | 3 110 | -6 429 277 | -7 859 872 | -10 715 509 | -14 599 803 | -14 910 512 | General merchandise; imports (FOB) |
| Preces pārstrādei; imports (FOB) | 3 150 | -455 997 | -382 593 | -376 291 | -296 134 | -355 514 | Goods for processing; imports (FOB) |
| Preču remonts | 3 160 | -19 298 | -9 828 | -22 474 | -38 780 | -45 089 | Repairs on goods |
| Transporta organizāciju iegādātās preces | 3 170 | -96 869 | -126 920 | -156 694 | -189 953 | -336 753 | Goods procured in ports by carriers |
| Nemonetārais zelts | 3 180 | 0 | 0 | 0 | 0 | 0 | Non-monetary gold |
| PAKALPOJUMI | 4 200 | 600 695 | 605 336 | 662 071 | 1 001 916 | 1 347 964 | SERVICES |
| Pavisam kredīts | 2 200 | 1 778 757 | 2 162 997 | 2 642 321 | 3 704 580 | 4 538 406 | Total credit |
| Pavisam debets | 3 200 | -1 178 062 | -1 557 662 | -1 980 250 | -2 702 664 | -3 190 442 | Total debit |
| Pārvadājumi (kredīts) | 2 205 | 990 681 | 1 218 582 | 1 413 664 | 1 873 441 | 2 303 284 | Transportation (credit) |
| <i>Pasažieri</i> | 2 205 BA | 75 726 | 105 449 | 142 257 | 208 553 | 330 564 | <i>Passenger</i> |
| <i>Kravas</i> | 2 205 BB | 592 435 | 713 320 | 844 851 | 1 067 494 | 1 291 954 | <i>Freight</i> |
| <i>Citi</i> | 2 205 BC | 322 520 | 399 812 | 426 556 | 597 394 | 680 766 | <i>Other</i> |
| Jūras transports | 2 206 | 450 024 | 543 387 | 558 469 | 676 672 | 750 272 | Sea transport |
| Pasažieri | 2 207 | 3 197 | 2 788 | 0 | 6 148 | 10 598 | Passenger |
| Kravas | 2 208 | 198 922 | 221 970 | 237 758 | 270 740 | 282 958 | Freight |
| Citi | 2 209 | 247 905 | 318 629 | 320 711 | 399 785 | 456 716 | Other |
| Gaisa transports | 2 210 | 102 618 | 135 680 | 187 438 | 274 426 | 363 056 | Air transport |
| Pasažieri | 2 211 | 61 298 | 88 840 | 124 930 | 179 837 | 291 081 | Passenger |
| Kravas | 2 212 | 5 894 | 6 261 | 8 346 | 11 206 | 11 468 | Freight |
| Citi | 2 213 | 35 426 | 40 579 | 54 162 | 83 382 | 60 507 | Other |
| Dzelzceļa transports | 2 219 | 195 713 | 238 128 | 260 476 | 393 829 | 521 262 | Rail transport |
| Pasažieri | 2 220 | 4 713 | 6 147 | 9 444 | 12 919 | 16 267 | Passenger |
| Kravas | 2 221 | 174 405 | 215 032 | 229 108 | 317 603 | 405 962 | Freight |
| Citi | 2 222 | 16 596 | 16 948 | 21 924 | 63 307 | 99 034 | Other |
| Autotransports | 2 223 | 207 653 | 259 394 | 366 392 | 496 277 | 631 910 | Road transport |
| Pasažieri | 2 224 | 6 518 | 7 674 | 7 883 | 9 650 | 12 618 | Passenger |
| Kravas | 2 225 | 188 026 | 237 796 | 340 317 | 448 811 | 576 387 | Freight |
| Citi | 2 226 | 13 109 | 13 925 | 18 192 | 37 817 | 42 905 | Other |
| Citur neklasificēti transporta pakalpojumi | 2 230 | 34 672 | 41 993 | 40 888 | 32 238 | 36 785 | Transportation services, n.i.e. |
| Pārvadājumi (debets) | 3 205 | -413 108 | -501 564 | -639 107 | -786 289 | -822 920 | Transportation (debit) |
| <i>Pasažieri</i> | 3 205 BA | -50 905 | -71 152 | -84 191 | -93 633 | -108 452 | <i>Passenger</i> |
| <i>Kravas</i> | 3 205 BB | -201 203 | -245 375 | -322 482 | -440 368 | -461 066 | <i>Freight</i> |
| <i>Citi</i> | 3 205 BC | -161 000 | -185 037 | -232 435 | -252 288 | -253 402 | <i>Other</i> |

(turpinājums)

(cont.)

| Postenis | BOPSY | 2004 | 2005 | 2006 | 2007 | 2008 | Components |
|---|----------|----------|----------|----------|-----------|------------|--|
| Jūras transports | 3 206 | -108 489 | -108 281 | -151 258 | -188 570 | -185 322 | Sea transport |
| Pasažieri | 3 207 | -1 283 | -1 225 | -1 968 | -2 353 | -2 209 | Passenger |
| Kravas | 3 208 | -46 252 | -53 778 | -78 883 | -118 318 | -112 751 | Freight |
| Citi | 3 209 | -60 954 | -53 278 | -70 408 | -67 899 | -70 362 | Other |
| Gaisa transports | 3 210 | -124 907 | -176 143 | -222 850 | -258 411 | -266 661 | Air transport |
| Pasažieri | 3 211 | -48 142 | -68 575 | -81 298 | -89 375 | -104 135 | Passenger |
| Kravas | 3 212 | -23 112 | -23 136 | -30 250 | -39 454 | -48 890 | Freight |
| Citi | 3 213 | -53 653 | -84 432 | -111 301 | -129 582 | -113 636 | Other |
| Dzelzceļa transports | 3 219 | -79 676 | -99 016 | -107 277 | -131 310 | -158 872 | Rail transport |
| Pasažieri | 3 220 | -52 | -18 | -28 | -333 | -458 | Passenger |
| Kravas | 3 221 | -46 238 | -60 798 | -67 840 | -87 834 | -102 304 | Freight |
| Citi | 3 222 | -33 386 | -38 201 | -39 409 | -43 143 | -56 110 | Other |
| Autotransports | 3 223 | -98 634 | -115 759 | -154 789 | -203 898 | -207 491 | Road transport |
| Pasažieri | 3 224 | -1 427 | -1 334 | -897 | -1 572 | -1 650 | Passenger |
| Kravas | 3 225 | -84 200 | -105 298 | -142 575 | -190 662 | -192 547 | Freight |
| Citi | 3 226 | -13 007 | -9 127 | -11 317 | -11 663 | -13 294 | Other |
| Citur neklasificēti transporta pakalpojumi | 3 230 | -1 401 | -2 365 | -2 934 | -4 100 | -4 574 | Transportation services, n.i.e. |
| Braucieni (kredits) | 2 236 | 266 961 | 341 178 | 479 670 | 671 520 | 803 079 | Travel (credit) |
| Darījumu | 2 237 | 102 697 | 109 130 | 142 408 | 200 350 | 235 939 | Business |
| Personiskie | 2 240 | 164 264 | 232 048 | 337 262 | 471 170 | 567 140 | Personal |
| Braucieni (debets) | 3 236 | -377 479 | -583 568 | -703 921 | -927 144 | -1 142 291 | Travel (debit) |
| Darījumu | 3 237 | -114 247 | -160 248 | -140 416 | -155 213 | -215 685 | Business |
| Personiskie | 3 240 | -263 232 | -423 320 | -563 505 | -771 931 | -926 605 | Personal |
| Citi pakalpojumi (kredits) | 2 200 BA | 521 115 | 603 238 | 748 987 | 1 159 619 | 1 432 042 | Other services (credit) |
| Sakaru pakalpojumi | 2 245 | 52 512 | 61 224 | 82 050 | 80 772 | 98 643 | Communication services |
| Būvniecība | 2 249 | 46 882 | 14 069 | 24 599 | 53 367 | 86 737 | Construction services |
| Apdrošināšanas pakalpojumi | 2 253 | 11 586 | 10 462 | 10 192 | 17 341 | 15 972 | Insurance services |
| Finanšu pakalpojumi | 2 260 | 114 631 | 128 718 | 179 280 | 264 339 | 288 178 | Financial services |
| Informācijas pakalpojumi un datorpakalpojumi | 2 262 | 43 553 | 54 357 | 72 786 | 99 016 | 139 085 | Computer and information services |
| Autoratlīdzība un maksa par licencēm | 2 266 | 8 044 | 9 767 | 11 331 | 12 480 | 13 131 | Royalties and licence fees |
| Citi saimnieciskās darbības pakalpojumi | 2 268 | 213 369 | 290 697 | 332 422 | 584 551 | 735 954 | Other business services |
| Individuālie, kultūras un atpūtas pakalpojumi | 2 287 | 2 772 | 5 190 | 6 507 | 9 419 | 11 579 | Personal, cultural and recreational services |
| Citur neklasificēti valdības pakalpojumi | 2 291 | 27 768 | 28 754 | 29 820 | 38 334 | 42 763 | Government services, n.i.e. |
| t.sk. no ES saņemtā kompensācija par tradicionālo pašu resursu iekasēšanu | 2 291 CA | 4 647 | 8 714 | 9 507 | 13 308 | 13 565 | of which EU reimbursement for cost of collecting traditional own resources |
| Citi pakalpojumi (debets) | 3 200 BA | -387 475 | -472 529 | -637 221 | -989 231 | -1 225 231 | Other services (debit) |
| Sakaru pakalpojumi | 3 245 | -46 663 | -58 157 | -81 305 | -105 884 | -112 423 | Communication services |
| Būvniecība | 3 249 | -18 423 | -12 036 | -41 477 | -156 418 | -216 494 | Construction services |
| Apdrošināšanas pakalpojumi | 3 253 | -40 025 | -27 591 | -26 712 | -52 995 | -39 682 | Insurance services |
| Finanšu pakalpojumi | 3 260 | -27 656 | -30 683 | -29 558 | -54 980 | -105 116 | Financial services |
| Informācijas pakalpojumi un datorpakalpojumi | 3 262 | -27 778 | -51 381 | -62 830 | -87 705 | -101 379 | Computer and information services |
| Autoratlīdzība un maksa par licencēm | 3 266 | -14 464 | -14 514 | -19 863 | -39 815 | -35 862 | Royalties and licence fees |
| Citi saimnieciskās darbības pakalpojumi | 3 268 | -184 124 | -249 131 | -342 756 | -447 028 | -554 930 | Other business services |
| Individuālie, kultūras un atpūtas pakalpojumi | 3 287 | -14 687 | -13 466 | -14 636 | -20 623 | -32 120 | Personal, cultural and recreational services |
| Citur neklasificēti valdības pakalpojumi | 3 291 | -13 655 | -15 571 | -18 085 | -23 783 | -27 226 | Government services, n.i.e. |

(turpinājums)

(cont.)

| Postenis | BOPSY | 2004 | 2005 | 2006 | 2007 | 2008 | Components |
|---|----------|-----------|-----------|------------|------------|------------|--|
| IENĀKUMI | 4 300 | -275 495 | -175 933 | -532 616 | -908 150 | -595 606 | INCOME |
| Pavisam kredīts | 2 300 | 499 716 | 771 731 | 1 077 845 | 1 487 255 | 1 785 301 | Total credit |
| Pavisam debets | 3 300 | -775 210 | -947 664 | -1 610 461 | -2 395 405 | -2 380 907 | Total debit |
| Atlidzība nodarbinātajiem (kredīts) | 2 310 | 227 759 | 379 377 | 480 567 | 550 433 | 599 607 | Compensation of employees (credit) |
| Atlidzība nodarbinātajiem (debets) | 3 310 | -9 585 | -16 107 | -25 360 | -39 798 | -53 516 | Compensation of employees (debit) |
| Ieguldījumu ienākumi (kredīts) | 2 320 | 271 956 | 392 353 | 597 278 | 936 822 | 1 185 694 | Investment income (credit) |
| Tiešās investīcijas | 2 330 | 5 871 | 34 615 | 34 559 | 67 509 | 54 985 | Direct investment |
| Dividendes un filiāļu sadalītā peļņa | 2 332 | 1 826 | 13 391 | 14 165 | 17 704 | 21 766 | Dividends and distributed branch profits |
| Reinvestētā un filiāļu nesadalītā peļņa | 2 333 | 3 799 | 21 047 | 19 972 | 48 688 | 31 117 | Reinvested earnings and undistributed branch profits |
| Maksa par parādu (procenti) | 2 334 | 246 | 177 | 422 | 1 116 | 2 101 | Income on debt (interest) |
| Portfeļieguldījumi | 2 339 | 163 415 | 186 519 | 302 324 | 377 217 | 511 110 | Portfolio investment |
| Ienākumi par kapitāla vērtspapīriem (dividendes) | 2 340 | 727 | 506 | 1 619 | 1 684 | 3 938 | Income on equity (dividends) |
| Ienākumi par obligācijām un parādzīmēm | 2 350 | 109 329 | 132 483 | 188 967 | 294 481 | 347 196 | Income on bonds and notes |
| Ienākumi par naudas tirgus instrumentiem | 2 360 | 53 359 | 53 531 | 111 738 | 81 053 | 159 976 | Income on money market instruments |
| Citi ieguldījumi | 2 370 | 102 671 | 171 220 | 260 395 | 492 096 | 619 599 | Other investment |
| Ieguldījumu ienākumi (debets) | 3 320 | -765 625 | -931 557 | -1 585 101 | -2 355 607 | -2 327 391 | Investment income (debit) |
| Tiešās investīcijas | 3 330 | -528 818 | -617 399 | -982 632 | -1 239 745 | -611 258 | Direct investment |
| Dividendes un filiāļu sadalītā peļņa | 3 332 | -199 665 | -250 405 | -215 775 | -508 732 | -500 099 | Dividends and distributed branch profits |
| Reinvestētā un filiāļu nesadalītā peļņa | 3 333 | -303 570 | -334 974 | -734 980 | -662 495 | -10 516 | Reinvested earnings and undistributed branch profits |
| Maksa par parādu (procenti) | 3 334 | -25 583 | -32 020 | -31 877 | -68 518 | -100 643 | Income on debt (interest) |
| Portfeļieguldījumi | 3 339 | -109 542 | -109 471 | -189 800 | -149 521 | -308 171 | Portfolio investment |
| Ienākumi par kapitāla vērtspapīriem (dividendes) | 3 340 | -1 686 | -2 591 | -4 207 | -6 582 | -7 455 | Income on equity (dividends) |
| Ienākumi par obligācijām un parādzīmēm | 3 350 | -57 327 | -61 610 | -88 481 | -108 115 | -198 801 | Income on bonds and notes |
| Ienākumi par naudas tirgus instrumentiem | 3 360 | -50 528 | -45 269 | -97 112 | -34 824 | -101 915 | Income on money market instruments |
| Citi ieguldījumi | 3 370 | -127 265 | -204 688 | -412 669 | -966 341 | -1 407 962 | Other investment |
| t.sk. procenti par SVF kredītu un aizdevumu izmantošanu | 3 372 A | 0 | 0 | 0 | 0 | 0 | of which interest for use of IMF credit and loans |
| KĀRTĒJIE PĀRVEDUMI | 4 379 | 693 537 | 596 435 | 479 433 | 379 755 | 769 240 | CURRENT TRANSFERS |
| Kredīts | 2 379 | 1 288 937 | 1 372 834 | 1 789 463 | 2 023 197 | 2 191 429 | Credit |
| Valdība | 2 380 | 218 365 | 251 335 | 254 310 | 362 611 | 415 586 | General government |
| t.sk. ES struktūrfondi | 2 380 DA | 59 291 | 164 796 | 172 722 | 316 646 | 368 855 | of which EU structural funds |
| subsīdijas zemniekiem | 2 380 DB | 41 339 | 147 454 | 166 819 | 202 556 | 331 641 | subsidies to farmers |
| citi ES struktūrfondi | 2 380 DC | 17 952 | 17 342 | 5 903 | 114 089 | 37 214 | other EU structural funds |
| t.sk. citi ES fondi | 2 380 DD | 128 665 | 69 159 | 66 144 | 22 782 | 22 581 | of which other EU funds |
| t.sk. pirmspievienšanās fondi | 2 380 DE | 62 782 | 31 992 | 12 757 | 2 007 | -1 737 | of which pre-accession funds |
| Citi sektori | 2 390 | 1 070 572 | 1 121 498 | 1 535 153 | 1 660 587 | 1 775 843 | Other sectors |
| Strādājošo naudas pārvedumi | 2 391 | 1 745 | 1 561 | 1 484 | 1 737 | 1 881 | Workers' remittances |
| Citi kārtējie pārvedumi | 2 392 | 1 068 827 | 1 119 937 | 1 533 669 | 1 658 849 | 1 773 961 | Other current transfers |
| Debets | 3 379 | -595 400 | -776 399 | -1 310 030 | -1 643 442 | -1 422 189 | Debit |
| Valdība | 3 380 | -101 099 | -182 647 | -224 287 | -295 164 | -343 335 | General government |
| t.sk. maksājumi ES budžetā | 3 380 DF | -91 078 | -174 886 | -210 053 | -283 861 | -329 922 | of which payments to EU budget |
| Citi sektori | 3 390 | -494 301 | -593 752 | -1 085 743 | -1 348 278 | -1 078 854 | Other sectors |
| Strādājošo naudas pārvedumi | 3 391 | -3 726 | -3 870 | -4 267 | -5 148 | -4 178 | Workers' remittances |
| Citi kārtējie pārvedumi | 3 392 | -490 575 | -589 883 | -1 081 476 | -1 343 130 | -1 074 675 | Other current transfers |

(turpinājums)

(cont.)

| Postenis | BOPSY | 2004 | 2005 | 2006 | 2007 | 2008 | Components |
|---|--------------|------------------|------------------|------------------|------------------|------------------|--|
| KAPITĀLA UN FINANŠU KONTS | 4 996 | 1 754 298 | 2 287 850 | 4 400 271 | 6 636 962 | 5 067 942 | CAPITAL AND FINANCIAL ACCOUNT |
| KAPITĀLA KONTS | 4 994 | 143 823 | 212 307 | 238 453 | 576 441 | 512 526 | CAPITAL ACCOUNT |
| Pavisam kredīts | 2 994 | 150 623 | 220 217 | 248 631 | 586 846 | 535 154 | Total credit |
| Pavisam debets | 3 994 | -6 800 | -7 910 | -10 178 | -10 406 | -22 628 | Total debit |
| Kapitāla pārvedumi (kredīts) | 2 400 | 150 414 | 220 037 | 241 805 | 586 381 | 528 769 | Capital transfers (credit) |
| Valdība | 2 401 | 148 465 | 218 455 | 241 652 | 585 833 | 527 601 | General government |
| t.sk. ES struktūrfondi | 2 401 DG | 60 719 | 92 483 | 74 017 | 321 126 | 276 911 | of which EU structural funds |
| t.sk. Kohēzijas fonds | 2 401 DH | 24 048 | 99 405 | 129 657 | 244 208 | 246 606 | of which Cohesion Fund |
| t.sk. citi ES fondi | 2 401 DI | 54 855 | 19 181 | 28 860 | 4 684 | -4 053 | of which other EU funds |
| t.sk. pirmspievienošanās fondi | 2 401 DJ | 41 351 | 18 054 | 28 860 | 4 684 | -4 053 | of which pre-accession funds |
| Citi sektori | 2 430 | 1 948 | 1 582 | 152 | 548 | 1 168 | Other sectors |
| Pārceļotāju pārvedumi | 2 431 | 0 | 0 | 0 | 0 | 0 | Migrants' transfers |
| Parādu atlaišana | 2 432 | 0 | 0 | 0 | 0 | 0 | Debt forgiveness |
| Citi kapitāla pārvedumi | 2 440 | 1 948 | 1 582 | 152 | 548 | 1 168 | Other capital transfers |
| Kapitāla pārvedumi (debets) | 3 400 | -5 808 | -5 424 | -8 735 | -10 280 | -22 382 | Capital transfers (debit) |
| Valdība | 3 401 | 0 | 0 | 0 | 0 | 0 | General government |
| Citi sektori | 3 430 | -5 808 | -5 424 | -8 735 | -10 280 | -22 382 | Other sectors |
| Pārceļotāju pārvedumi | 3 431 | 0 | 0 | 0 | 0 | 0 | Migrants' transfers |
| Parādu atlaišana | 3 432 | 0 | 0 | 0 | 0 | 0 | Debt forgiveness |
| Citi kapitāla pārvedumi | 3 440 | -5 808 | -5 424 | -8 735 | -10 280 | -22 382 | Other capital transfers |
| Neproducētie nefinanšu aktīvi (kredīts) | 2 480 | 209 | 180 | 6 826 | 465 | 6 385 | Non-produced non-financial assets (credit) |
| Neproducētie nefinanšu aktīvi (debets) | 3 480 | -992 | -2 486 | -1 443 | -126 | -247 | Non-produced non-financial assets (debit) |
| FINANŠU KONTS | 4 995 | 1 610 475 | 2 075 543 | 4 161 818 | 6 060 521 | 4 555 416 | FINANCIAL ACCOUNT |
| TIEŠĀS INVESTĪCIJAS | 4 500 | 527 507 | 585 237 | 1 491 302 | 1 945 023 | 1 091 544 | DIRECT INVESTMENT |
| Ārvalstīs | 4 505 | -109 475 | -128 119 | -172 828 | -370 430 | -265 681 | Direct investment abroad |
| Kredīts | 2 505 | 60 840 | 75 546 | 95 867 | 268 702 | 318 615 | Credit |
| Debets | 3 505 | -170 315 | -203 665 | -268 695 | -639 132 | -584 297 | Debit |
| Pašu kapitāls | 4 510 | -60 139 | -62 325 | -97 614 | -240 035 | -143 790 | Equity capital |
| Prasības pret tiešo investīciju uzņēmumiem | 4 515 | -60 139 | -62 325 | -97 614 | -240 035 | -144 232 | Claims on affiliated enterprises |
| Saistības pret tiešo investīciju uzņēmumiem | 4 520 | 0 | 0 | 0 | 0 | 442 | Liabilities to affiliated enterprises |
| Reinvestētā peļņa | 4 525 | -3 799 | -21 051 | -19 972 | -48 688 | -31 117 | Reinvested earnings |
| Cits kapitāls | 4 530 | -45 537 | -44 743 | -55 241 | -81 707 | -90 774 | Other capital |
| Prasības pret tiešo investīciju uzņēmumiem | 4 535 | -45 956 | -48 929 | -66 127 | -103 153 | -81 072 | Claims on affiliated enterprises |
| Saistības pret tiešo investīciju uzņēmumiem | 4 540 | 419 | 4 186 | 10 885 | 21 446 | -9 702 | Liabilities to affiliated enterprises |
| Latvijā | 4 555 | 636 983 | 713 356 | 1 664 130 | 2 315 453 | 1 357 226 | Direct investment in Latvia |
| Kredīts | 2 555 | 2 020 935 | 2 440 776 | 3 573 165 | 5 293 960 | 4 517 875 | Credit |
| Debets | 3 555 | -1 383 952 | -1 727 420 | -1 909 035 | -2 978 507 | -3 160 649 | Debit |
| Pašu kapitāls | 4 560 | 245 838 | 237 306 | 531 612 | 1 281 119 | 571 529 | Equity capital |
| Prasības pret tiešajiem investoriem | 4 565 | 28 413 | -22 411 | 20 889 | 212 | -2 926 | Claims on direct investors |
| Saistības pret tiešajiem investoriem | 4 570 | 217 425 | 259 716 | 510 724 | 1 280 908 | 574 455 | Liabilities to direct investors |
| Reinvestētā peļņa | 4 575 | 303 570 | 334 974 | 734 980 | 662 495 | 10 516 | Reinvested earnings |
| Cits kapitāls | 4 580 | 87 574 | 141 077 | 397 538 | 371 838 | 775 181 | Other capital |
| Prasības pret tiešajiem investoriem | 4 585 | -7 436 | -71 635 | -48 292 | -376 876 | -83 660 | Claims on direct investors |
| Saistības pret tiešajiem investoriem | 4 590 | 95 010 | 212 712 | 445 830 | 748 714 | 858 841 | Liabilities to direct investors |
| PORTFEĻIEGULDĪJUMI | 4 600 | 233 903 | -138 603 | 48 036 | -659 326 | 372 776 | PORTFOLIO INVESTMENT |
| Aktīvi | 4 602 | -20 703 | -269 771 | -246 463 | -607 422 | 221 625 | Assets |
| Kapitāla vērtspapīri | 4 610 | -28 549 | -72 967 | -72 566 | -170 359 | 432 715 | Equity securities |

(turpinājums)

(cont.)

| Postenis | BOPSY | 2004 | 2005 | 2006 | 2007 | 2008 | Components |
|-------------------------------------|-------|------------|-----------|------------|------------|-----------|------------------------------|
| Centrālā banka | 4 611 | 0 | 0 | 0 | 0 | 0 | Central bank |
| Valdība | 4 612 | 0 | 0 | 0 | 0 | 0 | General government |
| MFI (izņemot centrālo banku) | 4 613 | -927 | -12 932 | -22 855 | 468 | 11 723 | MFIs (excl. central bank) |
| Citi sektori | 4 614 | -27 622 | -60 035 | -49 711 | -170 828 | 420 992 | Other sectors |
| Parāda vērtspapīri | 4 619 | 7 846 | -196 804 | -173 897 | -437 063 | -211 090 | Debt securities |
| Obligācijas un parādzīmes | 4 620 | 23 472 | -206 538 | -159 574 | -402 361 | -174 624 | Bonds and notes |
| Centrālā banka | 4 621 | 0 | 0 | 0 | 0 | 0 | Central bank |
| Valdība | 4 622 | 0 | 0 | 0 | 0 | 0 | General government |
| MFI (izņemot centrālo banku) | 4 623 | 36 546 | -182 600 | -133 589 | -206 795 | -18 497 | MFIs (excl. central bank) |
| Citi sektori | 4 624 | -13 074 | -23 939 | -25 984 | -195 566 | -156 127 | Other sectors |
| Naudas tirgus instrumenti | 4 630 | -15 625 | 9 734 | -14 324 | -34 702 | -36 466 | Money market instruments |
| Centrālā banka | 4 631 | 0 | 0 | 0 | 0 | 0 | Central bank |
| Valdība | 4 632 | 0 | 0 | 0 | 0 | -15 320 | General government |
| MFI (izņemot centrālo banku) | 4 633 | -15 738 | 11 412 | -9 264 | -21 272 | 14 617 | MFIs (excl. central bank) |
| Citi sektori | 4 634 | 113 | -1 678 | -5 059 | -13 430 | -35 762 | Other sectors |
| Pasīvi | 4 652 | 254 606 | 131 168 | 294 499 | -51 903 | 151 151 | Liabilities |
| Kapitāla vērtspapīri | 4 660 | 31 609 | 12 379 | 22 168 | -12 392 | -50 108 | Equity securities |
| MFI (izņemot centrālo banku) | 4 663 | -819 | -10 217 | 13 064 | 19 724 | -34 561 | MFIs (excl. central bank) |
| Citi sektori | 4 664 | 32 428 | 22 596 | 9 104 | -32 116 | -15 548 | Other sectors |
| Parāda vērtspapīri | 4 669 | 222 997 | 118 789 | 272 331 | -39 511 | 201 259 | Debt securities |
| Obligācijas un parādzīmes | 4 670 | 221 474 | 119 847 | 271 372 | -49 177 | 215 381 | Bonds and notes |
| Centrālā banka | 4 671 | 0 | 0 | 0 | 0 | 0 | Central bank |
| Valdība | 4 672 | 185 298 | 353 | 13 126 | 13 500 | 378 252 | General government |
| MFI (izņemot centrālo banku) | 4 673 | 36 136 | 119 441 | 257 911 | -60 604 | -159 621 | MFIs (excl. central bank) |
| Citi sektori | 4 674 | 40 | 53 | 334 | -2 073 | -3 250 | Other sectors |
| Naudas tirgus instrumenti | 4 680 | 1 524 | -1 059 | 959 | 9 666 | -14 121 | Money market instruments |
| Centrālā banka | 4 681 | 0 | 0 | 0 | 0 | 0 | Central bank |
| Valdība | 4 682 | 1 508 | -1 338 | 959 | -2 677 | 2 | General government |
| MFI (izņemot centrālo banku) | 4 683 | 16 | 0 | 0 | 11 067 | -12 112 | MFIs (excl. central bank) |
| Citi sektori | 4 684 | 0 | 280 | 0 | 1 276 | -2 012 | Other sectors |
| ATVASINĀTIE FINANŠU INSTRUMENTI | 4 910 | -47 549 | -75 503 | 59 367 | 230 709 | -67 110 | FINANCIAL DERIVATIVES |
| Aktīvi | 4 900 | -34 730 | 58 652 | 129 667 | 335 205 | 325 055 | Assets |
| Centrālā banka | 4 901 | -35 989 | 76 079 | 136 358 | 372 421 | 389 902 | Central bank |
| Valdība | 4 902 | 0 | 0 | 484 | 12 | 2 833 | General government |
| MFI (izņemot centrālo banku) | 4 903 | 1 555 | -2 946 | -8 800 | -31 923 | -61 135 | MFIs (excl. central bank) |
| Citi sektori | 4 904 | -296 | -14 480 | 1 624 | -5 305 | -6 544 | Other sectors |
| Pasīvi | 4 905 | -12 818 | -134 155 | -70 300 | -104 496 | -392 165 | Liabilities |
| Centrālā banka | 4 906 | -6 291 | -131 237 | -81 470 | -127 699 | -468 698 | Central bank |
| Valdība | 4 907 | 0 | 0 | 484 | -1 043 | -2 152 | General government |
| MFI (izņemot centrālo banku) | 4 908 | -6 687 | -2 810 | 10 685 | 24 245 | 78 685 | MFIs (excl. central bank) |
| Citi sektori | 4 909 | 160 | -108 | 0 | 0 | 0 | Other sectors |
| CITI IEGULDĪJUMI | 4 700 | 1 293 959 | 2 228 498 | 4 541 624 | 5 526 538 | 2 671 495 | OTHER INVESTMENT |
| Aktīvi | 4 703 | -1 776 270 | -397 578 | -1 953 374 | -6 063 072 | -503 690 | Assets |
| Tirdzniecības kredīti, Citi sektori | 4 710 | -125 255 | -168 277 | -133 320 | -222 063 | -1 315 | Trade credits, Other sectors |
| Ilgtermiņa | 4 711 | 0 | 0 | 0 | 0 | 0 | Long-term |
| Īstermiņa | 4 712 | -125 255 | -168 277 | -133 320 | -222 063 | -1 315 | Short-term |
| Aizdevumi | 4 714 | -990 249 | 35 184 | -631 521 | -2 218 630 | -317 090 | Loans |
| Centrālā banka | 4 715 | 0 | 0 | 0 | 0 | 0 | Central bank |
| Ilgtermiņa | 4 717 | 0 | 0 | 0 | 0 | 0 | Long-term |
| Īstermiņa | 4 718 | 0 | 0 | 0 | 0 | 0 | Short-term |

(turpinājums)

(cont.)

| Postenis | BOPSY | 2004 | 2005 | 2006 | 2007 | 2008 | Components |
|--------------------------------------|---------|-----------|-----------|------------|------------|------------|------------------------------|
| Valdība | 4 719 | 0 | 0 | 0 | 0 | 0 | General government |
| Ilgtermiņa | 4 720 | 0 | 0 | 0 | 0 | 0 | Long-term |
| Īstermiņa | 4 721 | 0 | 0 | 0 | 0 | 0 | Short-term |
| MFI (izņemot centrālo banku) | 4 722 | -942 905 | 118 890 | -548 603 | -1 635 003 | -208 487 | MFIs (excl. central bank) |
| Ilgtermiņa | 4 723 | -420 094 | -101 415 | -495 860 | -568 728 | -428 977 | Long-term |
| Īstermiņa | 4 724 | -522 811 | 220 305 | -52 742 | -1 066 275 | 220 490 | Short-term |
| Citi sektori | 4 725 | -47 344 | -83 706 | -82 919 | -583 627 | -108 604 | Other sectors |
| Ilgtermiņa | 4 726 | -43 479 | -38 038 | -29 922 | -511 510 | -40 955 | Long-term |
| Īstermiņa | 4 727 | -3 865 | -45 668 | -52 997 | -72 117 | -67 648 | Short-term |
| Nauda un noguldījumi | 4 730 | -619 269 | -219 335 | -1 157 592 | -3 597 999 | -145 843 | Currency and deposits |
| Centrālā banka | 4 731 | 0 | 0 | 0 | 0 | 0 | Central bank |
| Valdība | 4 732 | 1 368 | 248 | 1 307 | -32 114 | 15 997 | General government |
| MFI (izņemot centrālo banku) | 4 733 | -650 361 | 55 363 | -111 836 | -2 237 556 | 1 349 428 | MFIs (excl. central bank) |
| Citi sektori | 4 734 | 29 725 | -274 947 | -1 047 063 | -1 328 329 | -1 511 268 | Other sectors |
| Citi aktīvi | 4 736 | -41 497 | -45 149 | -30 941 | -24 380 | -39 442 | Other assets |
| Centrālā banka | 4 737 | -1 668 | -923 | -517 | -629 | -463 | Central bank |
| Ilgtermiņa | 4 738 | -1 379 | -1 383 | 0 | 31 | 0 | Long-term |
| Īstermiņa | 4 739 | -289 | 460 | -517 | -660 | -463 | Short-term |
| Valdība | 4 740 | -31 931 | -23 241 | 0 | 0 | 0 | General government |
| Ilgtermiņa | 4 741 | -31 931 | -23 241 | 0 | 0 | 0 | Long-term |
| Īstermiņa | 4 742 | 0 | 0 | 0 | 0 | 0 | Short-term |
| MFI (izņemot centrālo banku) | 4 743 | -7 572 | -5 600 | -27 030 | -23 078 | -15 186 | MFIs (excl. central bank) |
| Ilgtermiņa | 4 744 | 0 | 0 | 0 | 0 | 0 | Long-term |
| Īstermiņa | 4 745 | -7 572 | -5 600 | -27 030 | -23 078 | -15 186 | Short-term |
| Citi sektori | 4 746 | -326 | -15 385 | -3 395 | -673 | -23 794 | Other sectors |
| Ilgtermiņa | 4 747 | -647 | -257 | -408 | -5 479 | -1 224 | Long-term |
| Īstermiņa | 4 748 | 321 | -15 128 | -2 987 | 4 806 | -22 569 | Short-term |
| Pasīvi | 4 753 | 3 070 229 | 2 626 075 | 6 494 999 | 11 589 611 | 3 175 185 | Liabilities |
| Tirdzniecības kredīti, Citi sektori | 4 760 | 192 430 | 121 959 | 128 376 | 307 663 | -55 882 | Trade credits, Other sectors |
| Ilgtermiņa | 4 761 | 0 | 0 | 0 | 0 | 0 | Long-term |
| Īstermiņa | 4 762 | 192 430 | 121 959 | 128 376 | 307 663 | -55 882 | Short-term |
| Aizņēmumi | 4 764 | 1 676 215 | 2 810 243 | 5 732 265 | 7 840 437 | 5 306 940 | Loans |
| Centrālā banka | 4 765 | -5 648 | 0 | 0 | 0 | 237 807 | Central bank |
| SVF kredītu un aizdevumu izmantošana | 4 766 | -5 648 | 0 | 0 | 0 | 0 | Use of IMF credit and loans |
| Citi ilgtermiņa | 4 767 | 0 | 0 | 0 | 0 | 0 | Other long-term |
| Īstermiņa | 4 768 | 0 | 0 | 0 | 0 | 237 807 | Short-term |
| Valdība | 4 769 | -4 736 | -71 293 | 61 685 | 212 015 | 919 788 | General government |
| SVF kredītu un aizdevumu izmantošana | 4 770 A | 0 | 0 | 0 | 0 | 0 | Use of IMF credit and loans |
| <i>Kredits</i> | 2 770 A | 0 | 0 | 0 | 0 | 0 | <i>Credit</i> |
| <i>Debets</i> | 3 770 A | 0 | 0 | 0 | 0 | 0 | <i>Debit</i> |
| Ilgtermiņa | 4 770 | -4 736 | -71 293 | 61 685 | 175 344 | 956 606 | Long-term |
| Īstermiņa | 4 771 | 0 | 0 | 0 | 36 670 | -36 818 | Short-term |
| MFI (izņemot centrālo banku) | 4 772 | 1 417 272 | 2 777 034 | 4 542 225 | 5 049 087 | 3 356 249 | MFIs (excl. central bank) |
| Ilgtermiņa | 4 773 | 1 068 374 | 2 204 468 | 2 839 015 | 3 657 909 | 3 920 415 | Long-term |
| Īstermiņa | 4 774 | 348 898 | 572 565 | 1 703 210 | 1 391 178 | -564 166 | Short-term |
| Citi sektori | 4 775 | 269 327 | 104 502 | 1 128 354 | 2 579 335 | 793 097 | Other sectors |
| Ilgtermiņa | 4 776 | 226 261 | 123 865 | 984 174 | 2 455 966 | 587 132 | Long-term |
| Īstermiņa | 4 777 | 43 067 | -19 364 | 144 180 | 123 369 | 205 965 | Short-term |
| Nauda un noguldījumi | 4 780 | 1 111 879 | -300 069 | 561 194 | 3 336 940 | -2 090 092 | Currency and deposits |
| Centrālā banka | 4 781 | 43 510 | -35 370 | 33 048 | -21 006 | 474 211 | Central bank |
| MFI (izņemot centrālo banku) | 4 783 | 1 068 369 | -264 700 | 528 147 | 3 357 946 | -2 564 303 | MFIs (excl. central bank) |
| Citi pasīvi | 4 786 | 89 705 | -6 057 | 73 163 | 104 571 | 14 219 | Other liabilities |

(turpinājums)

(cont.)

| Postenis | BOPSY | 2004 | 2005 | 2006 | 2007 | 2008 | Components |
|------------------------------|--------------|-----------------|-----------------|-------------------|-----------------|-----------------|---------------------------------|
| Centrālā banka | 4 787 | 609 | -856 | 43 | 87 | 2 485 | Central bank |
| Ilgttermiņa | 4 788 | 0 | 0 | 0 | 0 | 0 | Long-term |
| Īstermiņa | 4 789 | 609 | -856 | 43 | 87 | 2 485 | Short-term |
| Valdība | 4 790 | 23 261 | 21 286 | -6 056 | -11 057 | -12 088 | General government |
| Ilgttermiņa | 4 791 | 23 261 | 21 286 | -6 056 | -11 057 | -12 088 | Long-term |
| Īstermiņa | 4 792 | 0 | 0 | 0 | 0 | 0 | Short-term |
| MFI (izņemot centrālo banku) | 4 793 | 47 512 | -30 117 | 60 811 | 69 765 | 13 100 | MFIs (excl. central bank) |
| Ilgttermiņa | 4 794 | 0 | 0 | 0 | 0 | 0 | Long-term |
| Īstermiņa | 4 795 | 47 512 | -30 117 | 60 811 | 69 765 | 13 100 | Short-term |
| Citi sektori | 4 796 | 18 323 | 3 630 | 18 365 | 45 777 | 10 721 | Other sectors |
| Ilgttermiņa | 4 797 | 0 | 0 | 0 | 0 | 0 | Long-term |
| Īstermiņa | 4 798 | 18 323 | 3 630 | 18 365 | 45 777 | 10 721 | Short-term |
| REZERVES AKTĪVI | 4 800 | -397 347 | -524 086 | -1 978 511 | -982 423 | 486 711 | RESERVE ASSETS |
| Monētārais zelts | 4 810 | 0 | -51 | -9 | 0 | -5 | Monetary gold |
| Speciālās aizņēmuma tiesības | 4 820 | -7 | -5 | -8 | -7 | -205 | Special Drawing Rights |
| Rezerves pozīcija SVF | 4 830 | 0 | 0 | 0 | 0 | 0 | Reserve position in the IMF |
| Ārvalstu valūtas | 4 840 | -397 340 | -524 031 | -1 978 494 | -982 417 | 486 921 | Foreign exchange |
| Citas prasības | 4 880 | 0 | 0 | 0 | 0 | 0 | Other claims |
| NOVIRZE | 4 998 | 7 444 | -295 392 | 121 497 | -212 938 | -575 909 | NET ERRORS AND OMISSIONS |

2.7. LATVIJAS MAKSĀJUMU BILANCE (CETURKŠŅA DATI)
LATVIA'S BALANCE OF PAYMENTS (QUARTERLY DATA)

(tūkst. latu)
(in thousands of lats)

| Postenis | BOPSY | 2008 | | | | 2009 | | | Components |
|--|--------------|-----------------|-----------------|-----------------|-----------------|---------------|----------------|----------------|-------------------------------------|
| | | I | II | III | IV | I | II | III | |
| TEKOŠAIS KONTS | 4 993 | -627 842 | -627 651 | -533 233 | -324 662 | 42 254 | 478 811 | 327 907 | CURRENT ACCOUNT |
| PRECES | 4 100 | -725 155 | -738 150 | -742 352 | -656 617 | -348 810 | -203 873 | -191 643 | GOODS |
| Kredīts | 2 100 | 1 100 947 | 1 189 961 | 1 236 522 | 1 059 699 | 821 436 | 855 823 | 911 061 | Credit |
| Vispārējās nozīmes preces; eksports (FOB) | 2 110 | 1 024 141 | 1 083 591 | 1 118 898 | 980 810 | 751 467 | 775 432 | 842 398 | General merchandise; exports (FOB) |
| Preces pārstrādei; eksports (FOB) | 2 150 | 55 586 | 75 151 | 79 353 | 50 904 | 53 630 | 59 425 | 38 696 | Goods for processing; exports (FOB) |
| Preču remonts | 2 160 | 9 006 | 12 709 | 17 566 | 12 736 | 7 558 | 6 932 | 6 788 | Repairs on goods |
| Transporta organizāciju iegādātās preces | 2 170 | 12 214 | 18 509 | 20 705 | 15 249 | 8 781 | 14 035 | 23 179 | Goods procured in ports by carriers |
| Nemonētārais zelts | 2 180 | 0 | 0 | 0 | 0 | 0 | 0 | 0 | Non-monetary gold |
| Debets | 3 100 | -1 826 102 | -1 928 112 | -1 978 874 | -1 716 316 | -1 170 246 | -1 059 697 | -1 102 705 | Debit |
| Vispārējās nozīmes preces; imports (FOB) | 3 110 | -1 754 064 | -1 830 325 | -1 875 438 | -1 639 499 | -1 119 713 | -998 251 | -1 049 324 | General merchandise; imports (FOB) |
| Preces pārstrādei; imports (FOB) | 3 150 | -41 111 | -49 856 | -46 169 | -30 738 | -25 953 | -35 209 | -19 936 | Goods for processing; imports (FOB) |
| Preču remonts | 3 160 | -3 057 | -5 242 | -8 458 | -4 674 | -1 940 | -2 146 | -2 010 | Repairs on goods |
| Transporta organizāciju iegādātās preces | 3 170 | -27 870 | -42 689 | -48 809 | -41 405 | -22 640 | -24 091 | -31 435 | Goods procured in ports by carriers |
| Nemonētārais zelts | 3 180 | 0 | 0 | 0 | 0 | 0 | 0 | 0 | Non-monetary gold |
| PAKALPOJUMI | 4 200 | 140 205 | 175 635 | 158 911 | 169 471 | 210 690 | 205 726 | 202 804 | SERVICES |
| Pavisam kredīts | 2 200 | 488 384 | 534 955 | 574 584 | 571 742 | 477 580 | 474 251 | 493 673 | Total credit |
| Pavisam debets | 3 200 | -348 178 | -359 320 | -415 673 | -402 271 | -266 890 | -268 525 | -290 869 | Total debit |
| Pārvadājumi (kredīts) | 2 205 | 262 349 | 269 339 | 285 824 | 283 546 | 247 926 | 248 961 | 248 280 | Transportation (credit) |
| <i>Pasažieri</i> | 2 205 BA | 29 936 | 37 506 | 52 574 | 37 654 | 27 300 | 38 490 | 45 109 | <i>Passenger</i> |
| <i>Kravas</i> | 2 205 BB | 149 879 | 151 100 | 152 748 | 164 559 | 136 622 | 134 486 | 125 488 | <i>Freight</i> |
| <i>Citi</i> | 2 205 BC | 82 534 | 80 733 | 80 502 | 81 333 | 84 004 | 75 986 | 77 683 | <i>Other</i> |
| Jūras transports | 2 206 | 91 382 | 87 023 | 87 819 | 92 505 | 95 849 | 86 800 | 84 540 | Sea transport |
| Pasažieri | 2 207 | 1 609 | 1 094 | 1 247 | 1 099 | 658 | 835 | 1 913 | Passenger |
| Kravas | 2 208 | 35 602 | 32 585 | 31 282 | 35 975 | 33 941 | 31 364 | 26 722 | Freight |
| Citi | 2 209 | 54 171 | 53 344 | 55 290 | 55 430 | 61 251 | 54 601 | 55 906 | Other |
| Gaisa transports | 2 210 | 35 761 | 42 099 | 54 437 | 40 806 | 31 368 | 43 005 | 47 255 | Air transport |
| Pasažieri | 2 211 | 25 958 | 33 236 | 46 257 | 33 438 | 24 277 | 35 142 | 39 504 | Passenger |
| Kravas | 2 212 | 1 471 | 1 163 | 1 392 | 1 470 | 1 079 | 2 366 | 2 490 | Freight |
| Citi | 2 213 | 8 331 | 7 700 | 6 788 | 5 897 | 6 012 | 5 498 | 5 261 | Other |
| Dzelzceļa transports | 2 219 | 64 106 | 58 046 | 59 224 | 68 463 | 65 661 | 64 789 | 56 655 | Rail transport |
| Pasažieri | 2 220 | 1 413 | 1 796 | 2 777 | 1 748 | 1 319 | 1 171 | 1 894 | Passenger |
| Kravas | 2 221 | 50 774 | 45 028 | 45 194 | 53 641 | 52 597 | 52 766 | 45 593 | Freight |
| Citi | 2 222 | 11 919 | 11 222 | 11 252 | 13 074 | 11 744 | 10 852 | 9 167 | Other |
| Autotransports | 2 223 | 65 199 | 76 884 | 81 150 | 78 787 | 51 191 | 51 512 | 53 958 | Road transport |
| Pasažieri | 2 224 | 957 | 1 380 | 2 293 | 1 368 | 1 046 | 1 342 | 1 797 | Passenger |
| Kravas | 2 225 | 59 821 | 70 471 | 73 321 | 71 873 | 46 435 | 46 499 | 49 410 | Freight |
| Citi | 2 226 | 4 422 | 5 034 | 5 536 | 5 547 | 3 709 | 3 670 | 2 751 | Other |
| Citur neklasificēti transporta pakalpojumi | 2 230 | 5 901 | 5 287 | 3 194 | 2 984 | 3 857 | 2 856 | 5 871 | Transportation services, n.i.e. |
| Pārvadājumi (debets) | 3 205 | -95 174 | -101 110 | -102 553 | -93 243 | -64 609 | -60 791 | -67 409 | Transportation (debit) |
| <i>Pasažieri</i> | 3 205 BA | -12 152 | -14 389 | -14 362 | -10 390 | -7 617 | -8 297 | -9 001 | <i>Passenger</i> |
| <i>Kravas</i> | 3 205 BB | -54 935 | -57 699 | -56 969 | -49 791 | -33 038 | -30 792 | -31 896 | <i>Freight</i> |
| <i>Citi</i> | 3 205 BC | -28 086 | -29 023 | -31 221 | -33 061 | -23 955 | -21 701 | -26 512 | <i>Other</i> |
| Jūras transports | 3 206 | -21 606 | -21 818 | -21 369 | -23 915 | -14 262 | -12 210 | -13 749 | Sea transport |

(turpinājums)

(cont.)

| Postenis | BOPSY | 2008 | | | | 2009 | | | Components |
|---|----------|----------|----------|----------|----------|----------|----------|----------|--|
| | | I | II | III | IV | I | II | III | |
| Pasažieri | 3 207 | -178 | -265 | -397 | -209 | -70 | -101 | -139 | Passenger |
| Kravas | 3 208 | -13 659 | -13 576 | -13 610 | -12 904 | -8 497 | -7 307 | -7 321 | Freight |
| Citi | 3 209 | -7 769 | -7 976 | -7 362 | -10 802 | -5 696 | -4 803 | -6 289 | Other |
| Gaisa transports | 3 210 | -29 040 | -33 338 | -35 366 | -29 068 | -20 677 | -23 598 | -26 564 | Air transport |
| Pasažieri | 3 211 | -11 714 | -13 868 | -13 701 | -9 958 | -7 474 | -7 882 | -8 567 | Passenger |
| Kravas | 3 212 | -5 781 | -6 076 | -5 859 | -5 608 | -3 443 | -3 187 | -3 293 | Freight |
| Citi | 3 213 | -11 545 | -13 394 | -15 805 | -13 502 | -9 761 | -12 529 | -14 703 | Other |
| Dzelzceļa transports | 3 219 | -19 309 | -20 536 | -18 958 | -16 709 | -13 367 | -9 087 | -10 464 | Rail transport |
| Pasažieri | 3 220 | -69 | -40 | -36 | -77 | -3 | -7 | -7 | Passenger |
| Kravas | 3 221 | -12 000 | -14 130 | -12 448 | -9 900 | -6 715 | -6 041 | -6 238 | Freight |
| Citi | 3 222 | -7 240 | -6 367 | -6 473 | -6 732 | -6 649 | -3 038 | -4 219 | Other |
| Autotransports | 3 223 | -24 676 | -24 906 | -26 282 | -22 998 | -15 863 | -15 579 | -16 308 | Road transport |
| Pasažieri | 3 224 | -192 | -215 | -228 | -147 | -70 | -307 | -287 | Passenger |
| Kravas | 3 225 | -22 952 | -23 404 | -24 473 | -20 827 | -13 944 | -13 940 | -14 720 | Freight |
| Citi | 3 226 | -1 532 | -1 286 | -1 580 | -2 024 | -1 849 | -1 331 | -1 301 | Other |
| Cituro neklasificēti transporta pakalpojumi | 3 230 | -544 | -513 | -578 | -553 | -440 | -317 | -325 | Transportation services, n.i.e. |
| Braucieni (kredīts) | 2 236 | 68 424 | 84 250 | 126 884 | 104 787 | 77 468 | 86 010 | 116 369 | Travel (credit) |
| Darījumu | 2 237 | 24 350 | 26 546 | 31 397 | 30 578 | 26 104 | 26 393 | 27 266 | Business |
| Personiskie | 2 240 | 44 074 | 57 704 | 95 487 | 74 209 | 51 364 | 59 617 | 89 103 | Personal |
| Braucieni (debets) | 3 236 | -106 161 | -128 887 | -167 273 | -143 494 | -98 191 | -97 909 | -117 257 | Travel (debit) |
| Darījumu | 3 237 | -19 241 | -26 349 | -28 525 | -29 117 | -23 788 | -21 822 | -21 790 | Business |
| Personiskie | 3 240 | -86 920 | -102 538 | -138 748 | -114 376 | -74 402 | -76 087 | -95 467 | Personal |
| Citi pakalpojumi (kredīts) | 2 200 BA | 157 611 | 181 366 | 161 876 | 183 410 | 152 186 | 139 279 | 129 024 | Other services (credit) |
| Sakaru pakalpojumi | 2 245 | 11 298 | 11 586 | 12 167 | 12 233 | 10 561 | 10 334 | 12 270 | Communication services |
| Būvniecība | 2 249 | 9 469 | 12 629 | 8 908 | 10 217 | 3 246 | 4 368 | 2 551 | Construction services |
| Apdrošināšanas pakalpojumi | 2 253 | 1 524 | 2 921 | 1 542 | 1 500 | 2 617 | 3 660 | 3 815 | Insurance services |
| Finanšu pakalpojumi | 2 260 | 37 470 | 40 233 | 25 829 | 33 215 | 45 965 | 20 898 | 16 956 | Financial services |
| Informācijas pakalpojumi un datorpakalpojumi | 2 262 | 14 132 | 14 730 | 18 592 | 19 372 | 14 773 | 16 581 | 14 576 | Computer and information services |
| Autoratlīdzība un maksa par licencēm | 2 266 | 1 968 | 910 | 1 644 | 1 804 | 799 | 745 | 1 125 | Royalties and licence fees |
| Citi saimnieciskās darbības pakalpojumi | 2 268 | 75 176 | 92 282 | 86 204 | 98 794 | 68 457 | 77 612 | 71 762 | Other business services |
| Individuālie, kultūras un atpūtas pakalpojumi | 2 287 | 1 020 | 1 417 | 1 482 | 1 637 | 1 202 | 1 213 | 1 325 | Personal, cultural and recreational services |
| Cituro neklasificēti valdības pakalpojumi | 2 291 | 5 554 | 4 657 | 5 507 | 4 638 | 4 566 | 3 867 | 4 644 | Government services, n.i.e. |
| t.sk. no ES saņemtā kompensācija par tradicionālo pašu resursu iekasēšanu | 2 291 CA | 1 998 | 1 499 | 1 482 | 1 488 | 1 413 | 904 | 744 | of which EU reimbursement for cost of collecting traditional own resources |
| Citi pakalpojumi (debets) | 3 200 BA | -146 844 | -129 323 | -145 847 | -165 535 | -104 090 | -109 825 | -106 203 | Other services (debit) |
| Sakaru pakalpojumi | 3 245 | -12 801 | -13 286 | -13 221 | -14 559 | -13 900 | -12 493 | -11 933 | Communication services |
| Būvniecība | 3 249 | -27 646 | -22 334 | -30 053 | -22 439 | -14 887 | -10 724 | -9 394 | Construction services |
| Apdrošināšanas pakalpojumi | 3 253 | -6 706 | -4 718 | -4 185 | -3 157 | -2 917 | -5 042 | -2 494 | Insurance services |
| Finanšu pakalpojumi | 3 260 | -7 501 | -5 766 | -11 897 | -27 109 | -8 079 | -7 379 | -13 625 | Financial services |
| Informācijas pakalpojumi un datorpakalpojumi | 3 262 | -12 154 | -12 036 | -11 448 | -12 806 | -10 863 | -12 310 | -12 872 | Computer and information services |
| Autoratlīdzība un maksa par licencēm | 3 266 | -3 518 | -4 278 | -5 137 | -4 174 | -2 981 | -2 968 | -3 419 | Royalties and licence fees |
| Citi saimnieciskās darbības pakalpojumi | 3 268 | -69 603 | -60 338 | -62 985 | -73 214 | -45 520 | -53 825 | -48 160 | Other business services |
| Individuālie, kultūras un atpūtas pakalpojumi | 3 287 | -4 009 | -3 293 | -3 784 | -4 334 | -2 545 | -2 675 | -2 471 | Personal, cultural and recreational services |
| Cituro neklasificēti valdības pakalpojumi | 3 291 | -2 906 | -3 275 | -3 136 | -3 742 | -2 398 | -2 409 | -1 834 | Government services, n.i.e. |

(turpinājums)

(cont.)

| Postenis | BOPSY | 2008 | | | | 2009 | | | Components |
|---|----------|----------|----------|----------|----------|----------|----------|----------|--|
| | | I | II | III | IV | I | II | III | |
| IENĀKUMI | 4 300 | -105 244 | -196 408 | -69 154 | 115 969 | 119 557 | 310 713 | 220 804 | INCOME |
| Pavisam kredīts | 2 300 | 213 924 | 192 140 | 214 823 | 236 190 | 213 695 | 172 730 | 159 226 | Total credit |
| Pavisam debets | 3 300 | -319 168 | -388 548 | -283 977 | -120 222 | -94 138 | 137 984 | 61 579 | Total debit |
| Atlīdzība nodarbinātajiem (kredits) | 2 310 | 69 555 | 68 039 | 73 360 | 76 162 | 72 706 | 75 903 | 75 901 | Compensation of employees (credit) |
| Atlīdzība nodarbinātajiem (debets) | 3 310 | -7 408 | -6 037 | -6 033 | -6 055 | -6 157 | -6 009 | -4 930 | Compensation of employees (debit) |
| Ieguldījumu ienākumi (kredits) | 2 320 | 144 369 | 124 101 | 141 463 | 160 028 | 140 989 | 96 827 | 83 325 | Investment income (credit) |
| Tiešās investīcijas | 2 330 | 4 193 | 14 517 | 4 218 | 2 554 | -2 812 | -13 333 | 855 | Direct investment |
| Dividendes un filiāļu sadalītā peļņa | 2 332 | 0 | 6 070 | 191 | 4 155 | 1 235 | 1 184 | 1 512 | Dividends and distributed branch profits |
| Reinvestētā un filiāļu nesadalītā peļņa | 2 333 | 4 072 | 8 602 | 3 676 | -2 366 | -4 926 | -15 009 | -965 | Reinvested earnings and undistributed branch profits |
| Maksa par parādu (procenti) | 2 334 | 121 | -155 | 351 | 765 | 880 | 492 | 309 | Income on debt (interest) |
| Portfeļieguldījumi | 2 339 | 68 271 | 40 122 | 61 449 | 77 903 | 77 692 | 47 238 | 29 530 | Portfolio investment |
| Ienākumi par kapitāla vērtspapīriem (dividendes) | 2 340 | 88 | 457 | 133 | 1 290 | 71 | 387 | 104 | Income on equity (dividends) |
| Ienākumi par obligācijām un parādzīmēm | 2 350 | 41 020 | 35 233 | 41 452 | 49 765 | 70 661 | 42 874 | 24 434 | Income on bonds and notes |
| Ienākumi par naudas tirgus instrumentiem | 2 360 | 27 162 | 4 433 | 19 863 | 26 848 | 6 959 | 3 977 | 4 991 | Income on money market instruments |
| Citi ieguldījumi | 2 370 | 71 905 | 69 462 | 75 796 | 79 571 | 66 109 | 62 921 | 52 939 | Other investment |
| Ieguldījumu ienākumi (debets) | 3 320 | -311 760 | -382 512 | -277 944 | -114 166 | -87 981 | 143 993 | 66 508 | Investment income (debit) |
| Tiešās investīcijas | 3 330 | -128 458 | -178 393 | -94 450 | 139 852 | 87 269 | 274 388 | 194 311 | Direct investment |
| Dividendes un filiāļu sadalītā peļņa | 3 332 | -8 836 | -158 273 | -40 125 | -22 725 | -81 648 | -106 760 | -33 622 | Dividends and distributed branch profits |
| Reinvestētā un filiāļu nesadalītā peļņa | 3 333 | -109 673 | -8 850 | -44 518 | 180 323 | 178 333 | 392 266 | 241 235 | Reinvested earnings and undistributed branch profits |
| Maksa par parādu (procenti) | 3 334 | -9 949 | -11 270 | -9 807 | -17 746 | -9 416 | -11 117 | -13 303 | Income on debt (interest) |
| Portfeļieguldījumi | 3 339 | -25 938 | -50 843 | -17 285 | -54 163 | -43 416 | -19 373 | -11 462 | Portfolio investment |
| Ienākumi par kapitāla vērtspapīriem (dividendes) | 3 340 | 0 | -3 287 | -27 | -17 | 0 | -122 | -4 | Income on equity (dividends) |
| Ienākumi par obligācijām un parādzīmēm | 3 350 | -15 931 | -17 845 | -16 829 | -46 929 | -42 659 | -14 275 | -11 240 | Income on bonds and notes |
| Ienākumi par naudas tirgus instrumentiem | 3 360 | -10 007 | -29 711 | -429 | -7 217 | -758 | -4 975 | -218 | Income on money market instruments |
| Citi ieguldījumi | 3 370 | -157 364 | -153 276 | -166 209 | -199 855 | -131 834 | -111 023 | -116 340 | Other investment |
| t.sk. procenti par SVF kredītu un aizdevumu izmantošanu | 3 372 A | 0 | 0 | 0 | 0 | -2 586 | -2 356 | -2 564 | of which interest for use of IMF credit and loans |
| KĀRTĒJIE PĀRVEDUMI | 4 379 | 62 351 | 131 272 | 119 363 | 46 516 | 60 817 | 166 245 | 95 941 | CURRENT TRANSFERS |
| Kredīts | 2 379 | 247 352 | 290 295 | 261 341 | 244 097 | 210 075 | 292 768 | 212 557 | Credit |
| Valdība | 2 380 | 70 582 | 59 939 | 43 733 | 20 389 | 62 066 | 111 318 | 57 186 | General government |
| t.sk. ES struktūrfondi | 2 380 DA | 66 267 | 51 297 | 39 595 | 15 272 | 60 407 | 79 318 | 37 947 | of which EU structural funds |
| subsīdijas zemniekiem | 2 380 DB | 52 808 | 47 226 | 39 595 | 15 272 | 36 416 | 71 578 | 31 345 | subsidies to farmers |
| citi ES struktūrfondi | 2 380 DC | 13 459 | 4 071 | 0 | 0 | 23 991 | 7 740 | 6 602 | other EU structural funds |
| t.sk. citi ES fondi | 2 380 DD | 762 | 5 675 | 1 692 | 2 598 | -664 | 8 844 | 3 328 | of which other EU funds |
| t.sk. pirmspievienošanās fondi | 2 380 DE | -461 | -621 | 70 | 223 | -5 570 | 0 | -21 | of which pre-accession funds |
| Citi sektori | 2 390 | 176 770 | 230 356 | 217 608 | 223 708 | 148 009 | 181 450 | 155 371 | Other sectors |
| Strādājošo naudas pārvedumi | 2 391 | 221 | 201 | 209 | 274 | 246 | 241 | 220 | Workers' remittances |
| Citi kārtējie pārvedumi | 2 392 | 176 549 | 230 155 | 217 399 | 223 433 | 147 763 | 181 209 | 155 151 | Other current transfers |
| Debets | 3 379 | -185 001 | -159 022 | -141 978 | -197 581 | -149 258 | -126 523 | -116 616 | Debit |
| Valdība | 3 380 | -60 235 | -34 225 | -23 003 | -48 007 | -61 853 | -39 349 | -28 582 | General government |
| t.sk. maksājumi ES budžetā | 3 380 DF | -57 769 | -33 402 | -21 707 | -46 122 | -58 585 | -37 953 | -28 029 | of which payments to EU budget |
| Citi sektori | 3 390 | -124 765 | -124 797 | -118 975 | -149 574 | -87 405 | -87 174 | -88 033 | Other sectors |
| Strādājošo naudas pārvedumi | 3 391 | -533 | -481 | -452 | -535 | -403 | -343 | -297 | Workers' remittances |
| Citi kārtējie pārvedumi | 3 392 | -124 233 | -124 316 | -118 522 | -149 039 | -87 003 | -86 831 | -87 736 | Other current transfers |

| Postenis | BOPSY | 2008 | | | | 2009 | | | Components |
|---|--------------|----------------|-----------------|----------------|-----------------|-----------------|-----------------|-----------------|--|
| | | I | II | III | IV | I | II | III | |
| KAPITĀLA UN FINANŠU KONTI | 4 996 | 767 250 | 608 340 | 592 220 | 436 733 | -38 601 | -531 410 | -395 418 | CAPITAL AND FINANCIAL ACCOUNT |
| KAPITĀLA KONTI | 4 994 | 38 197 | 112 903 | 37 053 | 51 632 | 98 442 | 90 091 | 55 780 | CAPITAL ACCOUNT |
| Pavisam kredīts | 2 994 | 39 367 | 115 855 | 40 300 | 55 101 | 100 121 | 91 908 | 58 387 | Total credit |
| Pavisam debets | 3 994 | -1 170 | -2 952 | -3 247 | -3 469 | -1 679 | -1 816 | -2 607 | Total debit |
| Kapitāla pārvedumi (kredīts) | 2 400 | 39 367 | 115 440 | 37 862 | 55 101 | 100 121 | 91 908 | 58 387 | Capital transfers (credit) |
| Valdība | 2 401 | 39 231 | 115 347 | 37 548 | 55 099 | 100 118 | 91 905 | 58 104 | General government |
| t.sk. ES struktūrfondi | 2 401 DG | 25 913 | 49 844 | 12 365 | 43 614 | 38 787 | 84 263 | 56 413 | of which EU structural funds |
| t.sk. Kohēzijas fonds | 2 401 DH | 12 909 | 65 572 | 24 543 | 10 490 | 61 381 | 7 633 | 1 735 | of which Cohesion Fund |
| t.sk. citi ES fondi | 2 401 DI | -1 076 | -1 448 | 164 | 520 | -59 | 0 | -50 | of which other EU funds |
| t.sk. pirmspievienošanās fondi | 2 401 DJ | -1 076 | -1 448 | 164 | 520 | -59 | 0 | -50 | of which pre-accession funds |
| Citi sektori | 2 430 | 135 | 93 | 314 | 2 | 4 | 3 | 283 | Other sectors |
| Pārceļotāju pārvedumi | 2 431 | 0 | 0 | 0 | 0 | 0 | 0 | 0 | Migrants' transfers |
| Parādu atļaišana | 2 432 | 0 | 0 | 0 | 0 | 0 | 0 | 0 | Debt forgiveness |
| Citi kapitāla pārvedumi | 2 440 | 135 | 93 | 314 | 2 | 4 | 3 | 283 | Other capital transfers |
| Kapitāla pārvedumi (debets) | 3 400 | -1 170 | -2 945 | -3 186 | -3 412 | -1 665 | -1 798 | -2 549 | Capital transfers (debit) |
| Valdība | 3 401 | 0 | 0 | 0 | 0 | 0 | 0 | 0 | General government |
| Citi sektori | 3 430 | -1 170 | -2 945 | -3 186 | -3 412 | -1 665 | -1 798 | -2 549 | Other sectors |
| Pārceļotāju pārvedumi | 3 431 | 0 | 0 | 0 | 0 | 0 | 0 | 0 | Migrants' transfers |
| Parādu atļaišana | 3 432 | 0 | 0 | 0 | 0 | 0 | 0 | 0 | Debt forgiveness |
| Citi kapitāla pārvedumi | 3 440 | -1 170 | -2 945 | -3 186 | -3 412 | -1 665 | -1 798 | -2 549 | Other capital transfers |
| Neproducētie nefinanšu aktīvi (kredīts) | 2 480 | 0 | 415 | 2 438 | 0 | 0 | 0 | 0 | Non-produced non-financial assets (credit) |
| Neproducētie nefinanšu aktīvi (debets) | 3 480 | 0 | -7 | -60 | -56 | -14 | -19 | -58 | Non-produced non-financial assets (debit) |
| FINANŠU KONTI | 4 995 | 729 053 | 495 437 | 555 167 | 385 100 | -137 044 | -621 502 | -451 199 | FINANCIAL ACCOUNT |
| TIEŠĀS INVESTĪCIJAS | 4 500 | 255 820 | 186 411 | 159 626 | -112 226 | 20 305 | -83 058 | 107 361 | DIRECT INVESTMENT |
| Ārvalstīs | 4 505 | -14 501 | -83 510 | -50 082 | 31 227 | 4 493 | 45 922 | -18 540 | Direct investment abroad |
| Kredīts | 2 505 | 32 183 | 21 986 | 28 804 | 74 262 | 33 453 | 67 779 | 19 889 | Credit |
| Debets | 3 505 | -46 684 | -105 495 | -78 886 | -43 035 | -28 960 | -21 858 | -38 429 | Debit |
| Pašu kapitāls | 4 510 | -13 721 | -49 127 | -2 972 | 869 | -10 437 | 1 012 | -16 016 | Equity capital |
| Prasības pret tiešo investīciju uzņēmumiem | 4 515 | -13 721 | -49 127 | -2 972 | 634 | -10 437 | 1 012 | -16 016 | Claims on affiliated enterprises |
| Saistības pret tiešo investīciju uzņēmumiem | 4 520 | 0 | 0 | 0 | 236 | 0 | 0 | 0 | Liabilities to affiliated enterprises |
| Reinvestētā peļņa | 4 525 | -4 072 | -8 602 | -3 676 | 2 366 | 4 926 | 15 009 | 965 | Reinvested earnings |
| Cits kapitāls | 4 530 | 3 292 | -25 780 | -43 434 | 27 991 | 10 004 | 29 900 | -3 489 | Other capital |
| Prasības pret tiešo investīciju uzņēmumiem | 4 535 | -468 | -19 273 | -44 959 | 31 537 | 8 362 | 31 483 | 118 | Claims on affiliated enterprises |
| Saistības pret tiešo investīciju uzņēmumiem | 4 540 | 3 760 | -6 507 | 1 525 | -3 546 | 1 643 | -1 583 | -3 607 | Liabilities to affiliated enterprises |
| Latvijā | 4 555 | 270 322 | 269 921 | 209 708 | -143 453 | 15 812 | -128 980 | 125 901 | Direct investment in Latvia |
| Kredīts | 2 555 | 535 628 | 632 081 | 521 434 | 452 957 | 495 616 | 597 881 | 655 427 | Credit |
| Debets | 3 555 | -265 306 | -362 160 | -311 727 | -596 410 | -479 803 | -726 861 | -529 525 | Debit |
| Pašu kapitāls | 4 560 | 29 960 | 110 096 | 101 613 | 24 020 | 52 272 | 120 128 | 304 280 | Equity capital |
| Prasības pret tiešajiem investoriem | 4 565 | -438 | -11 835 | 13 870 | -2 886 | -4 749 | 7 115 | 72 | Claims on direct investors |
| Saistības pret tiešajiem investoriem | 4 570 | 30 398 | 121 931 | 87 743 | 26 906 | 57 021 | 113 013 | 304 208 | Liabilities to direct investors |
| Reinvestētā peļņa | 4 575 | 109 673 | 8 850 | 44 518 | -180 323 | -178 333 | -392 266 | -241 235 | Reinvested earnings |
| Cits kapitāls | 4 580 | 130 689 | 150 975 | 63 577 | 12 850 | 141 874 | 143 158 | 62 857 | Other capital |
| Prasības pret tiešajiem investoriem | 4 585 | -24 121 | -11 248 | -23 802 | 23 387 | 20 759 | 27 760 | -18 740 | Claims on direct investors |
| Saistības pret tiešajiem investoriem | 4 590 | 154 809 | 162 222 | 87 379 | -10 536 | 121 115 | 115 398 | 81 597 | Liabilities to direct investors |
| PORTFEĻEGULDĪJUMI | 4 600 | 302 142 | -163 085 | 19 723 | 19 398 | 43 532 | 48 170 | 2 353 | PORTFOLIO INVESTMENT |
| Aktīvi | 4 602 | 33 088 | -80 802 | 5 222 | 178 953 | 47 894 | 64 772 | 11 762 | Assets |
| Kapitāla vērtspapīri | 4 610 | 61 532 | 13 603 | 63 694 | 71 809 | -15 284 | 23 443 | -6 649 | Equity securities |
| Centrālā banka | 4 611 | 0 | 0 | 0 | 0 | 0 | 0 | 0 | Central bank |

(turpinājums)

(cont.)

| Postenis | BOPSY | 2008 | | | | 2009 | | | Components |
|-------------------------------------|-------|---------|----------|---------|----------|----------|----------|----------|------------------------------|
| | | I | II | III | IV | I | II | III | |
| Valdība | 4 612 | 0 | 0 | 0 | 0 | 0 | 0 | 0 | General government |
| MFI (izņemot centrālo banku) | 4 613 | 5 332 | -3 741 | -1 051 | 5 544 | 430 | -754 | 3 787 | MFIs (excl. central bank) |
| Citi sektori | 4 614 | 56 200 | 17 343 | 64 745 | 66 264 | -15 714 | 24 197 | -10 437 | Other sectors |
| Parāda vērtspapīri | 4 619 | -28 444 | -94 405 | -58 472 | 107 145 | 63 178 | 41 329 | 18 411 | Debt securities |
| Obligācijas un parādzīmes | 4 620 | 26 778 | -104 974 | -56 195 | 70 081 | 61 096 | 55 682 | 16 978 | Bonds and notes |
| Centrālā banka | 4 621 | 0 | 0 | 0 | 0 | 0 | 0 | 0 | Central bank |
| Valdība | 4 622 | 0 | 0 | 0 | 0 | 0 | 0 | 0 | General government |
| MFI (izņemot centrālo banku) | 4 623 | 48 842 | -49 863 | -56 643 | 64 793 | 64 247 | 66 386 | 3 169 | MFIs (excl. central bank) |
| Citi sektori | 4 624 | -22 064 | -55 112 | 448 | 5 288 | -3 151 | -10 703 | 13 809 | Other sectors |
| Naudas tirgus instrumenti | 4 630 | -55 222 | 10 570 | -2 277 | 37 064 | 2 082 | -14 353 | 1 433 | Money market instruments |
| Centrālā banka | 4 631 | 0 | 0 | 0 | 0 | 0 | 0 | 0 | Central bank |
| Valdība | 4 632 | -54 253 | 9 990 | 6 590 | 37 673 | 0 | 0 | 0 | General government |
| MFI (izņemot centrālo banku) | 4 633 | -5 927 | 5 247 | 1 347 | 6 753 | -2 978 | -7 936 | 682 | MFIs (excl. central bank) |
| Citi sektori | 4 634 | 4 958 | -4 667 | -10 214 | -7 363 | 5 060 | -6 417 | 751 | Other sectors |
| Pasīvi | 4 652 | 269 055 | -82 283 | 14 501 | -159 555 | -4 362 | -16 602 | -9 409 | Liabilities |
| Kapitāla vērtspapīri | 4 660 | -808 | 175 | -1 749 | -23 659 | 2 278 | -3 657 | -20 984 | Equity securities |
| MFI (izņemot centrālo banku) | 4 663 | 0 | -791 | 3 | -17 199 | 1 980 | 0 | -2 | MFIs (excl. central bank) |
| Citi sektori | 4 664 | -808 | 965 | -1 752 | -6 460 | 298 | -3 657 | -20 982 | Other sectors |
| Parāda vērtspapīri | 4 669 | 269 863 | -82 458 | 16 250 | -135 896 | -6 640 | -12 945 | 11 575 | Debt securities |
| Obligācijas un parādzīmes | 4 670 | 273 224 | -80 437 | 17 025 | -135 554 | -6 636 | -12 872 | 11 167 | Bonds and notes |
| Centrālā banka | 4 671 | 0 | 0 | 0 | 0 | 0 | 0 | 0 | Central bank |
| Valdība | 4 672 | 270 501 | -2 278 | 16 848 | -137 623 | -8 601 | -6 499 | 9 145 | General government |
| MFI (izņemot centrālo banku) | 4 673 | 2 745 | -78 364 | 1 965 | 1 974 | 1 962 | -5 921 | 1 983 | MFIs (excl. central bank) |
| Citi sektori | 4 674 | -23 | 205 | -1 787 | 95 | 3 | -452 | 40 | Other sectors |
| Naudas tirgus instrumenti | 4 680 | -3 361 | -2 021 | -775 | -342 | -4 | -73 | 408 | Money market instruments |
| Centrālā banka | 4 681 | 0 | 0 | 0 | 0 | 0 | 0 | 0 | Central bank |
| Valdība | 4 682 | 0 | 0 | 0 | 1 | -1 | 0 | 408 | General government |
| MFI (izņemot centrālo banku) | 4 683 | -2 971 | -1 880 | -677 | 0 | 0 | 0 | 0 | MFIs (excl. central bank) |
| Citi sektori | 4 684 | -390 | -141 | -99 | -343 | -3 | -73 | 0 | Other sectors |
| ATVASINĀTIE FINANŠU INSTRUMENTI | 4 910 | 29 362 | 39 677 | -8 548 | -110 533 | 165 987 | 29 978 | 23 867 | FINANCIAL DERIVATIVES |
| Aktīvi | 4 900 | 39 661 | 57 066 | 22 321 | 33 577 | 225 608 | 57 994 | 20 263 | Assets |
| Centrālā banka | 4 901 | 44 409 | 63 329 | 34 024 | 41 987 | 222 067 | 57 124 | 15 660 | Central bank |
| Valdība | 4 902 | 0 | 0 | 1 383 | 0 | 0 | 0 | 0 | General government |
| MFI (izņemot centrālo banku) | 4 903 | -1 795 | -4 777 | -12 935 | -10 230 | 9 609 | 864 | 4 974 | MFIs (excl. central bank) |
| Citi sektori | 4 904 | -2 953 | -1 486 | -150 | 1 821 | -6 068 | 5 | -371 | Other sectors |
| Pasīvi | 4 905 | -10 299 | -17 389 | -30 869 | -144 110 | -59 621 | -28 016 | 3 605 | Liabilities |
| Centrālā banka | 4 906 | -20 669 | -10 965 | -30 564 | -181 494 | -51 205 | -25 294 | -8 675 | Central bank |
| Valdība | 4 907 | -13 | 0 | 0 | -1 109 | -8 704 | 0 | 0 | General government |
| MFI (izņemot centrālo banku) | 4 908 | 10 384 | -6 424 | -305 | 38 492 | 288 | -2 722 | 12 280 | MFIs (excl. central bank) |
| Citi sektori | 4 909 | 0 | 0 | 0 | 0 | 0 | 0 | 0 | Other sectors |
| CITI IEGULDĪJUMI | 4 700 | 343 122 | 482 065 | 358 829 | 42 803 | -697 871 | -934 980 | 583 697 | OTHER INVESTMENT |
| Aktīvi | 4 703 | 440 408 | -615 305 | 131 469 | -177 580 | 303 645 | -481 612 | -240 695 | Assets |
| Tirdzniecības kredīti, Citi sektori | 4 710 | 12 191 | -111 040 | -4 065 | 121 717 | 28 692 | 21 037 | -10 942 | Trade credits, Other sectors |
| Īltermiņa | 4 711 | 0 | 0 | 0 | 0 | 0 | 0 | 0 | Long-term |
| Īstermiņa | 4 712 | 12 191 | -111 040 | -4 065 | 121 717 | 28 692 | 21 037 | -10 942 | Short-term |
| Aizdevumi | 4 714 | 34 035 | -138 863 | 158 331 | -184 790 | 277 395 | 60 040 | -125 454 | Loans |
| Centrālā banka | 4 715 | 0 | 0 | 0 | 0 | 0 | 0 | 0 | Central bank |
| Īltermiņa | 4 717 | 0 | 0 | 0 | 0 | 0 | 0 | 0 | Long-term |
| Īstermiņa | 4 718 | 0 | 0 | 0 | 0 | 0 | 0 | 0 | Short-term |
| Valdība | 4 719 | 0 | 0 | 0 | 0 | 0 | 0 | 0 | General government |
| Īltermiņa | 4 720 | 0 | 0 | 0 | 0 | 0 | 0 | 0 | Long-term |
| Īstermiņa | 4 721 | 0 | 0 | 0 | 0 | 0 | 0 | 0 | Short-term |

| Postenis | BOPSY | 2008 | | | | 2009 | | | Components |
|--------------------------------------|---------|-----------|-----------|----------|----------|------------|----------|----------|------------------------------|
| | | I | II | III | IV | I | II | III | |
| MFI (izņemot centrālo banku) | 4 722 | 50 884 | -90 327 | 164 809 | -211 028 | 295 419 | 81 676 | -162 718 | MFIs (excl. central bank) |
| Ilgtermiņa | 4 723 | -15 296 | -117 212 | -96 321 | 37 536 | 31 003 | 24 334 | 44 158 | Long-term |
| Īstermiņa | 4 724 | 66 180 | 26 885 | 261 130 | -248 564 | 264 415 | 57 343 | -206 876 | Short-term |
| Citi sektori | 4 725 | -16 849 | -48 536 | -6 478 | 26 238 | -18 024 | -21 637 | 37 264 | Other sectors |
| Ilgtermiņa | 4 726 | -12 486 | -27 610 | 2 529 | 22 203 | -12 789 | -15 677 | 22 757 | Long-term |
| Īstermiņa | 4 727 | -4 363 | -20 926 | -9 006 | 4 035 | -5 235 | -5 960 | 14 507 | Short-term |
| Nauda un noguldījumi | 4 730 | 403 402 | -362 667 | -2 910 | -129 262 | -5 104 | -555 631 | -108 079 | Currency and deposits |
| Centrālā banka | 4 731 | 0 | 0 | 0 | 0 | 0 | 0 | 0 | Central bank |
| Valdība | 4 732 | -51 651 | 4 679 | 11 931 | 51 729 | 1 | -42 | 17 | General government |
| MFI (izņemot centrālo banku) | 4 733 | 592 747 | -264 233 | 192 943 | 106 955 | 193 451 | -286 979 | 95 810 | MFIs (excl. central bank) |
| Citi sektori | 4 734 | -137 693 | -103 112 | -207 784 | -287 946 | -198 555 | -268 610 | -203 907 | Other sectors |
| Citi aktīvi | 4 736 | -9 221 | -2 734 | -19 887 | 14 756 | 2 662 | -7 057 | 3 781 | Other assets |
| Centrālā banka | 4 737 | -117 | -707 | 80 | 699 | -156 | -65 | 661 | Central bank |
| Ilgtermiņa | 4 738 | 0 | 0 | 0 | 0 | -7 | 0 | 0 | Long-term |
| Īstermiņa | 4 739 | -117 | -707 | 80 | 699 | -149 | -65 | 661 | Short-term |
| Valdība | 4 740 | 0 | 0 | 0 | 0 | 0 | 0 | 0 | General government |
| Ilgtermiņa | 4 741 | 0 | 0 | 0 | 0 | 0 | 0 | 0 | Long-term |
| Īstermiņa | 4 742 | 0 | 0 | 0 | 0 | 0 | 0 | 0 | Short-term |
| MFI (izņemot centrālo banku) | 4 743 | -5 489 | -1 648 | -15 741 | 17 330 | 3 784 | -10 008 | -6 737 | MFIs (excl. central bank) |
| Ilgtermiņa | 4 744 | 0 | 0 | 0 | 0 | 0 | 0 | 0 | Long-term |
| Īstermiņa | 4 745 | -5 489 | -1 648 | -15 741 | 17 330 | 3 784 | -10 008 | -6 737 | Short-term |
| Citi sektori | 4 746 | -3 615 | -380 | -4 226 | -3 274 | -967 | 3 015 | 9 857 | Other sectors |
| Ilgtermiņa | 4 747 | -19 | -175 | -280 | -87 | -1 415 | -1 254 | -250 | Long-term |
| Īstermiņa | 4 748 | -3 596 | -205 | -3 946 | -3 186 | 449 | 4 269 | 10 107 | Short-term |
| Pasīvi | 4 753 | -97 285 | 1 097 369 | 227 360 | 220 382 | -1 001 516 | -453 368 | 824 391 | Liabilities |
| Tirdzniecības kredīti, Citi sektori | 4 760 | 32 601 | 129 645 | -77 902 | -131 406 | -67 788 | 5 906 | 5 441 | Trade credits, Other sectors |
| Ilgtermiņa | 4 761 | 0 | 0 | 0 | 0 | 0 | 0 | 0 | Long-term |
| Īstermiņa | 4 762 | 32 601 | 129 645 | -77 902 | -131 406 | -67 788 | 5 906 | 5 441 | Short-term |
| Aizņēmumi | 4 764 | 770 631 | 320 840 | 694 182 | 761 473 | -240 602 | -234 695 | 877 387 | Loans |
| Centrālā banka | 4 765 | 0 | 0 | 0 | 124 227 | -124 560 | 0 | 0 | Central bank |
| SVF kredītu un aizdevumu izmantošana | 4 766 | 0 | 0 | 0 | 0 | 0 | 0 | 0 | Use of IMF credit and loans |
| Citi ilgtermiņa | 4 767 | 0 | 0 | 0 | 0 | 0 | 0 | 0 | Other long-term |
| Īstermiņa | 4 768 | 0 | 0 | 0 | 124 227 | -124 560 | 0 | 0 | Short-term |
| Valdība | 4 769 | -19 663 | -3 544 | -2 784 | 514 922 | 752 868 | 12 572 | 976 219 | General government |
| SVF kredītu un aizdevumu izmantošana | 4 770 A | 0 | 0 | 0 | 0 | 0 | 0 | 136 156 | Use of IMF credit and loans |
| Kredits | 2 770 A | 0 | 0 | 0 | 0 | 0 | 0 | 136 156 | Credit |
| Debets | 3 770 A | 0 | 0 | 0 | 0 | 0 | 0 | 0 | Debit |
| Ilgtermiņa | 4 770 | -2 093 | -3 544 | -2 784 | 514 922 | 752 868 | 12 572 | 840 063 | Long-term |
| Īstermiņa | 4 771 | -17 570 | 0 | 0 | 0 | 0 | 0 | 0 | Short-term |
| MFI (izņemot centrālo banku) | 4 772 | 593 295 | 258 342 | 617 924 | 91 674 | -853 126 | -265 546 | -77 698 | MFIs (excl. central bank) |
| Ilgtermiņa | 4 773 | 1 002 984 | 393 454 | 310 427 | 128 985 | -256 491 | 28 554 | -58 088 | Long-term |
| Īstermiņa | 4 774 | -409 689 | -135 112 | 307 497 | -37 311 | -596 635 | -294 100 | -19 610 | Short-term |
| Citi sektori | 4 775 | 196 999 | 66 042 | 79 042 | 30 651 | -15 784 | 18 279 | -21 134 | Other sectors |
| Ilgtermiņa | 4 776 | 166 387 | 21 367 | 79 265 | 9 027 | 17 461 | 56 070 | -32 939 | Long-term |
| Īstermiņa | 4 777 | 30 612 | 44 674 | -222 | 21 624 | -33 245 | -37 791 | 11 805 | Short-term |
| Nauda un noguldījumi | 4 780 | -898 985 | 621 016 | -411 613 | -366 903 | -669 041 | -232 248 | -83 540 | Currency and deposits |
| Centrālā banka | 4 781 | -754 | -2 826 | -4 024 | 257 106 | -252 943 | 4 851 | -1 137 | Central bank |
| MFI (izņemot centrālo banku) | 4 783 | -898 231 | 623 842 | -407 589 | -624 009 | -416 098 | -237 098 | -82 403 | MFIs (excl. central bank) |

(turpinājums)

(cont.)

| Postenis | BOPSY | 2008 | | | | 2009 | | | Components |
|------------------------------|--------------|-----------------|----------------|----------------|-----------------|----------------|----------------|-------------------|---------------------------------|
| | | I | II | III | IV | I | II | III | |
| Citi pasīvi | 4 786 | -1 532 | 25 868 | 22 693 | -42 782 | -24 085 | 7 669 | 25 102 | Other liabilities |
| Centrālā banka | 4 787 | 49 | -13 | 188 | 1 000 | -1 180 | 545 | 1 701 | Central bank |
| Ilgtermiņa | 4 788 | 0 | 0 | 0 | 0 | 0 | 0 | 0 | Long-term |
| Īstermiņa | 4 789 | 49 | -13 | 188 | 1 000 | -1 180 | 545 | 1 701 | Short-term |
| Valdība | 4 790 | -3 288 | 0 | -2 360 | 0 | 1 193 | 7 552 | 12 232 | General government |
| Ilgtermiņa | 4 791 | -3 288 | 0 | -2 360 | 0 | -4 216 | 0 | -928 | Long-term |
| Īstermiņa | 4 792 | 0 | 0 | 0 | 0 | 5 409 | 7 552 | 13 160 | Short-term |
| MFI (izņemot centrālo banku) | 4 793 | 309 | 16 820 | 29 989 | -43 110 | -24 272 | 1 400 | 9 771 | MFIs (excl. central bank) |
| Ilgtermiņa | 4 794 | 0 | 0 | 0 | 0 | 0 | 0 | 0 | Long-term |
| Īstermiņa | 4 795 | 309 | 16 820 | 29 989 | -43 110 | -24 272 | 1 400 | 9 771 | Short-term |
| Citi sektori | 4 796 | 1 398 | 9 061 | -5 124 | -671 | 174 | -1 829 | 1 398 | Other sectors |
| Ilgtermiņa | 4 797 | 0 | 0 | 0 | 0 | 0 | 0 | 0 | Long-term |
| Īstermiņa | 4 798 | 1 398 | 9 061 | -5 124 | -671 | 174 | -1 829 | 1 398 | Short-term |
| REZERVES AKTĪVI | 4 800 | -201 393 | -49 630 | 25 537 | 545 659 | 331 003 | 318 388 | -1 168 477 | RESERVE ASSETS |
| Monetārais zelts | 4 810 | 0 | 0 | 0 | -2 | 0 | 0 | 0 | Monetary gold |
| Speciālās aizņēmuma tiesības | 4 820 | -1 | 0 | -1 | -105 | -142 | 35 | 0 | Special Drawing Rights |
| Rezerves pozīcija SVF | 4 830 | 0 | 0 | 0 | 0 | 0 | 0 | 0 | Reserve position in the IMF |
| Ārvalstu valūtas | 4 840 | -201 393 | -49 630 | 25 538 | 545 766 | 331 145 | 318 353 | -1 168 477 | Foreign exchange |
| Citas prasības | 4 880 | 0 | 0 | 0 | 0 | 0 | 0 | 0 | Other claims |
| NOVIRZE | 4 998 | -139 408 | 19 311 | -58 987 | -112 071 | -3 652 | 52 600 | 67 512 | NET ERRORS AND OMISSIONS |

2.8. LATVIJAS MAKSĀJUMU BILANCE (CETURKŠŅA DATI)
LATVIA'S BALANCE OF PAYMENTS (QUARTERLY DATA)

(tūkst. ASV dolāru)
(in thousands of US dollars)

| Postenis | BOPSY | 2008 | | | | 2009 | | | Components |
|--|--------------|-------------------|-------------------|-------------------|-----------------|---------------|----------------|----------------|-------------------------------------|
| | | I | II | III | IV | I | II | III | |
| TEKOŠAIS KONTS | 4 993 | -1 336 249 | -1 397 542 | -1 147 037 | -611 205 | 77 657 | 936 505 | 670 271 | CURRENT ACCOUNT |
| PRECES | 4 100 | -1 542 514 | -1 643 263 | -1 593 153 | -1 234 701 | -650 218 | -392 481 | -388 490 | GOODS |
| Kredīts | 2 100 | 2 347 423 | 2 647 633 | 2 648 524 | 1 990 658 | 1 528 111 | 1 655 394 | 1 854 596 | Credit |
| Vispārējās nozīmes preces; eksports (FOB) | 2 110 | 2 183 548 | 2 410 960 | 2 397 646 | 1 842 464 | 1 397 895 | 1 499 850 | 1 714 930 | General merchandise; exports (FOB) |
| Preces pārstrādei; eksports (FOB) | 2 150 | 118 708 | 167 222 | 168 748 | 95 528 | 99 747 | 115 021 | 78 765 | Goods for processing; exports (FOB) |
| Preču remonts | 2 160 | 19 147 | 28 276 | 37 716 | 24 045 | 14 124 | 13 386 | 13 770 | Repairs on goods |
| Transporta organizāciju iegādātās preces | 2 170 | 26 021 | 41 176 | 44 413 | 28 621 | 16 344 | 27 137 | 47 132 | Goods procured in ports by carriers |
| Nemonetārais zelts | 2 180 | 0 | 0 | 0 | 0 | 0 | 0 | 0 | Non-monetary gold |
| Debets | 3 100 | -3 889 937 | -4 290 896 | -4 241 677 | -3 225 359 | -2 178 329 | -2 047 875 | -2 243 087 | Debit |
| Vispārējās nozīmes preces; imports (FOB) | 3 110 | -3 736 315 | -4 073 344 | -4 019 709 | -3 081 145 | -2 084 398 | -1 929 323 | -2 134 354 | General merchandise; imports (FOB) |
| Preces pārstrādei; imports (FOB) | 3 150 | -87 734 | -110 926 | -99 126 | -57 728 | -48 179 | -67 820 | -40 727 | Goods for processing; imports (FOB) |
| Preču remonts | 3 160 | -6 513 | -11 661 | -18 143 | -8 773 | -3 611 | -4 149 | -4 087 | Repairs on goods |
| Transporta organizāciju iegādātās preces | 3 170 | -59 376 | -94 965 | -104 699 | -77 714 | -42 141 | -46 583 | -63 919 | Goods procured in ports by carriers |
| Nemonetārais zelts | 3 180 | 0 | 0 | 0 | 0 | 0 | 0 | 0 | Non-monetary gold |
| PAKALPOJUMI | 4 200 | 298 920 | 390 666 | 340 141 | 318 237 | 392 405 | 398 366 | 412 320 | SERVICES |
| Pavisam kredīts | 2 200 | 1 042 002 | 1 189 921 | 1 232 964 | 1 073 518 | 889 267 | 917 857 | 1 003 441 | Total credit |
| Pavisam debets | 3 200 | -743 082 | -799 255 | -892 823 | -755 282 | -496 862 | -519 492 | -591 121 | Total debit |
| Pārvadājumi (kredīts) | 2 205 | 558 892 | 599 118 | 613 085 | 532 189 | 461 518 | 481 537 | 504 819 | Transportation (credit) |
| <i>Pasažieri</i> | 2 205 BA | 63 758 | 83 387 | 112 746 | 70 674 | 50 855 | 74 567 | 91 688 | <i>Passenger</i> |
| <i>Kravas</i> | 2 205 BB | 319 303 | 336 134 | 327 656 | 308 861 | 254 303 | 260 043 | 255 169 | <i>Freight</i> |
| <i>Citi</i> | 2 205 BC | 175 831 | 179 598 | 172 682 | 152 655 | 156 361 | 146 927 | 157 962 | <i>Other</i> |
| Jūras transports | 2 206 | 194 681 | 193 590 | 188 378 | 173 623 | 178 410 | 167 837 | 171 906 | Sea transport |
| Pasažieri | 2 207 | 3 427 | 2 433 | 2 674 | 2 064 | 1 224 | 1 614 | 3 891 | Passenger |
| Kravas | 2 208 | 75 846 | 72 488 | 67 102 | 67 522 | 63 176 | 60 645 | 54 336 | Freight |
| Citi | 2 209 | 115 407 | 118 669 | 118 602 | 104 037 | 114 009 | 105 578 | 113 679 | Other |
| Gaisa transports | 2 210 | 76 171 | 93 610 | 116 680 | 76 595 | 58 412 | 83 284 | 96 067 | Air transport |
| Pasažieri | 2 211 | 55 288 | 73 893 | 99 134 | 62 767 | 45 213 | 68 080 | 80 306 | Passenger |
| Kravas | 2 212 | 3 134 | 2 587 | 2 987 | 2 760 | 2 009 | 4 574 | 5 064 | Freight |
| Citi | 2 213 | 17 749 | 17 129 | 14 560 | 11 069 | 11 191 | 10 630 | 10 697 | Other |
| Dzelzceļa transports | 2 219 | 136 563 | 129 124 | 127 081 | 128 494 | 122 230 | 125 283 | 115 195 | Rail transport |
| Pasažieri | 2 220 | 3 000 | 3 993 | 5 999 | 3 275 | 2 468 | 2 271 | 3 844 | Passenger |
| Kravas | 2 221 | 108 170 | 100 167 | 96 945 | 100 679 | 97 901 | 102 029 | 92 710 | Freight |
| Citi | 2 222 | 25 393 | 24 964 | 24 137 | 24 539 | 21 861 | 20 983 | 18 641 | Other |
| Autotransports | 2 223 | 138 906 | 171 034 | 174 094 | 147 876 | 95 286 | 99 610 | 109 713 | Road transport |
| Pasažieri | 2 224 | 2 043 | 3 068 | 4 940 | 2 568 | 1 950 | 2 602 | 3 647 | Passenger |
| Kravas | 2 225 | 127 442 | 156 768 | 157 278 | 134 898 | 86 433 | 89 912 | 100 471 | Freight |
| Citi | 2 226 | 9 421 | 11 198 | 11 876 | 10 410 | 6 903 | 7 097 | 5 594 | Other |
| Citur neklasificēti transporta pakalpojumi | 2 230 | 12 571 | 11 761 | 6 852 | 5 601 | 7 180 | 5 522 | 11 938 | Transportation services, n.i.e. |
| Pārvadājumi (debets) | 3 205 | -202 849 | -224 962 | -219 972 | -175 137 | -120 283 | -117 484 | -137 066 | Transportation (debit) |
| <i>Pasažieri</i> | 3 205 BA | -26 022 | -32 007 | -30 882 | -19 541 | -14 189 | -16 054 | -18 277 | <i>Passenger</i> |
| <i>Kravas</i> | 3 205 BB | -117 003 | -128 391 | -122 120 | -93 552 | -61 497 | -59 489 | -64 879 | <i>Freight</i> |
| <i>Citi</i> | 3 205 BC | -59 824 | -64 563 | -66 970 | -62 044 | -44 597 | -41 941 | -53 910 | <i>Other</i> |
| Jūras transports | 3 206 | -46 027 | -48 544 | -45 819 | -44 932 | -26 559 | -23 603 | -27 975 | Sea transport |

(turpinājums)

(cont.)

| Postenis | BOPSY | 2008 | | | | 2009 | | | Components |
|---|----------|----------|----------|----------|----------|----------|----------|----------|--|
| | | I | II | III | IV | I | II | III | |
| Pasažieri | 3 207 | -381 | -590 | -845 | -393 | -130 | -196 | -283 | Passenger |
| Kravas | 3 208 | -29 094 | -30 211 | -29 182 | -24 264 | -15 827 | -14 120 | -14 904 | Freight |
| Citi | 3 209 | -16 552 | -17 743 | -15 793 | -20 275 | -10 602 | -9 287 | -12 787 | Other |
| Gaisa transports | 3 210 | -62 015 | -74 166 | -75 931 | -54 549 | -38 489 | -45 642 | -53 989 | Air transport |
| Pasažieri | 3 211 | -25 089 | -30 850 | -29 474 | -18 723 | -13 922 | -15 253 | -17 396 | Passenger |
| Kravas | 3 212 | -12 332 | -13 521 | -12 553 | -10 484 | -6 399 | -6 163 | -6 696 | Freight |
| Citi | 3 213 | -24 595 | -29 795 | -33 904 | -25 342 | -18 168 | -24 226 | -29 898 | Other |
| Dzelzceļa transports | 3 219 | -41 079 | -45 688 | -40 689 | -31 416 | -24 889 | -17 539 | -21 268 | Rail transport |
| Pasažieri | 3 220 | -148 | -88 | -77 | -145 | -7 | -14 | -14 | Passenger |
| Kravas | 3 221 | -25 508 | -31 436 | -26 726 | -18 634 | -12 506 | -11 650 | -12 675 | Freight |
| Citi | 3 222 | -15 424 | -14 164 | -13 886 | -12 636 | -12 376 | -5 875 | -8 579 | Other |
| Autotransports | 3 223 | -52 569 | -55 423 | -56 296 | -43 203 | -29 528 | -30 087 | -33 173 | Road transport |
| Pasažieri | 3 224 | -404 | -479 | -486 | -280 | -130 | -591 | -584 | Passenger |
| Kravas | 3 225 | -48 911 | -52 082 | -52 422 | -39 132 | -25 947 | -26 944 | -29 943 | Freight |
| Citi | 3 226 | -3 253 | -2 861 | -3 388 | -3 792 | -3 451 | -2 553 | -2 646 | Other |
| Cituro neklasificēti transporta pakalpojumi | 3 230 | -1 158 | -1 141 | -1 237 | -1 039 | -819 | -612 | -661 | Transportation services, n.i.e. |
| Braucieni (kredīts) | 2 236 | 145 966 | 187 292 | 273 107 | 196 714 | 144 347 | 166 771 | 236 272 | Travel (credit) |
| Darījumu | 2 237 | 51 946 | 59 017 | 67 581 | 57 395 | 48 640 | 51 171 | 55 359 | Business |
| Personiskie | 2 240 | 94 020 | 128 275 | 205 526 | 139 319 | 95 708 | 115 600 | 180 913 | Personal |
| Braucieni (debets) | 3 236 | -226 644 | -286 589 | -359 632 | -269 426 | -182 934 | -189 602 | -238 196 | Travel (debit) |
| Darījumu | 3 237 | -41 086 | -58 586 | -61 333 | -54 680 | -44 326 | -42 268 | -44 266 | Business |
| Personiskie | 3 240 | -185 559 | -228 002 | -298 299 | -214 745 | -138 608 | -147 334 | -193 930 | Personal |
| Citi pakalpojumi (kredīts) | 2 200 BA | 337 144 | 403 511 | 346 772 | 344 615 | 283 401 | 269 550 | 262 350 | Other services (credit) |
| Sakaru pakalpojumi | 2 245 | 24 069 | 25 774 | 25 840 | 22 961 | 19 658 | 19 983 | 24 950 | Communication services |
| Būvniecība | 2 249 | 20 313 | 28 134 | 19 217 | 19 073 | 6 045 | 8 461 | 5 189 | Construction services |
| Apdrošināšanas pakalpojumi | 2 253 | 3 308 | 6 517 | 3 328 | 2 820 | 4 834 | 7 161 | 7 742 | Insurance services |
| Finanšu pakalpojumi | 2 260 | 80 877 | 89 403 | 55 039 | 62 859 | 85 798 | 40 593 | 34 482 | Financial services |
| Informācijas pakalpojumi un datorpakalpojumi | 2 262 | 30 107 | 32 769 | 39 850 | 36 359 | 27 498 | 32 061 | 29 640 | Computer and information services |
| Autoratlīdzība un maksa par licencēm | 2 266 | 4 194 | 2 024 | 3 527 | 3 386 | 1 487 | 1 441 | 2 288 | Royalties and licence fees |
| Citi saimnieciskās darbības pakalpojumi | 2 268 | 160 194 | 205 388 | 184 994 | 185 379 | 127 372 | 150 001 | 145 906 | Other business services |
| Individuālie, kultūras un atpūtas pakalpojumi | 2 287 | 2 174 | 3 153 | 3 179 | 3 073 | 2 238 | 2 346 | 2 694 | Personal, cultural and recreational services |
| Cituro neklasificēti valdības pakalpojumi | 2 291 | 11 909 | 10 349 | 11 799 | 8 707 | 8 471 | 7 503 | 9 459 | Government services, n.i.e. |
| t.sk. no ES saņemtā kompensācija par tradicionālo pašu resursu iekasēšanu | 2 291 CA | 4 249 | 3 337 | 3 184 | 2 795 | 2 632 | 1 748 | 1 513 | of which EU reimbursement for cost of collecting traditional own resources |
| Citi pakalpojumi (debets) | 3 200 BA | -313 589 | -287 704 | -313 219 | -310 719 | -193 645 | -212 406 | -215 859 | Other services (debit) |
| Sakaru pakalpojumi | 3 245 | -27 271 | -29 556 | -28 274 | -27 323 | -25 871 | -24 154 | -24 265 | Communication services |
| Būvniecība | 3 249 | -59 723 | -49 702 | -64 798 | -42 271 | -27 694 | -20 721 | -19 197 | Construction services |
| Apdrošināšanas pakalpojumi | 3 253 | -14 288 | -10 495 | -8 967 | -5 932 | -5 429 | -9 763 | -5 062 | Insurance services |
| Finanšu pakalpojumi | 3 260 | -15 889 | -12 823 | -25 647 | -50 757 | -15 004 | -14 280 | -27 522 | Financial services |
| Informācijas pakalpojumi un datorpakalpojumi | 3 262 | -25 904 | -26 780 | -24 616 | -24 078 | -20 200 | -23 791 | -26 181 | Computer and information services |
| Autoratlīdzība un maksa par licencēm | 3 266 | -7 495 | -9 516 | -11 016 | -7 835 | -5 549 | -5 739 | -6 953 | Royalties and licence fees |
| Citi saimnieciskās darbības pakalpojumi | 3 268 | -148 287 | -134 221 | -135 057 | -137 365 | -84 697 | -104 128 | -97 926 | Other business services |
| Individuālie, kultūras un atpūtas pakalpojumi | 3 287 | -8 542 | -7 326 | -8 118 | -8 135 | -4 737 | -5 173 | -5 024 | Personal, cultural and recreational services |
| Cituro neklasificēti valdības pakalpojumi | 3 291 | -6 191 | -7 285 | -6 728 | -7 023 | -4 464 | -4 659 | -3 729 | Government services, n.i.e. |

| Postenis | BOPSY | 2008 | | | | 2009 | | | Components |
|---|----------|----------|----------|----------|----------|----------|----------|----------|--|
| | | I | II | III | IV | I | II | III | |
| IENĀKUMI | 4 300 | -226 336 | -437 113 | -150 286 | 218 129 | 221 190 | 610 723 | 451 754 | INCOME |
| Pavisam kredīts | 2 300 | 454 308 | 427 448 | 460 299 | 443 246 | 399 262 | 334 752 | 323 775 | Total credit |
| Pavisam debets | 3 300 | -680 644 | -864 561 | -610 585 | -225 117 | -178 072 | 275 970 | 127 979 | Total debit |
| Atlīdzība nodarbinātajiem (kredīts) | 2 310 | 148 127 | 151 349 | 157 213 | 142 918 | 135 290 | 146 833 | 154 376 | Compensation of employees (credit) |
| Atlīdzība nodarbinātajiem (debets) | 3 310 | -15 782 | -13 428 | -12 941 | -11 364 | -11 459 | -11 614 | -10 023 | Compensation of employees (debit) |
| Ieguldījumu ienākumi (kredīts) | 2 320 | 306 181 | 276 099 | 303 086 | 300 328 | 263 972 | 187 919 | 169 398 | Investment income (credit) |
| Tiešās investīcijas | 2 330 | 8 900 | 32 348 | 9 242 | 4 495 | -5 220 | -25 801 | 1 716 | Direct investment |
| Dividendes un filiāļu sadalītā peļņa | 2 332 | 0 | 13 558 | 409 | 7 798 | 2 298 | 2 290 | 3 074 | Dividends and distributed branch profits |
| Reinvestētā un filiāļu nesadalītā peļņa | 2 333 | 8 642 | 19 135 | 8 079 | -4 740 | -9 156 | -29 043 | -1 986 | Reinvested earnings and undistributed branch profits |
| Maksa par parādu (procenti) | 2 334 | 258 | -346 | 753 | 1 436 | 1 638 | 952 | 628 | Income on debt (interest) |
| Portfeļieguldījumi | 2 339 | 144 223 | 89 208 | 131 258 | 146 421 | 146 153 | 91 292 | 60 090 | Portfolio investment |
| Ienākumi par kapitāla vērtspapīriem (dividendes) | 2 340 | 187 | 1 015 | 287 | 2 449 | 133 | 750 | 212 | Income on equity (dividends) |
| Ienākumi par obligācijām un parādzīmēm | 2 350 | 87 068 | 78 349 | 88 700 | 93 078 | 132 993 | 82 831 | 49 698 | Income on bonds and notes |
| Ienākumi par naudas tirgus instrumentiem | 2 360 | 56 968 | 9 844 | 42 270 | 50 894 | 13 026 | 7 711 | 10 179 | Income on money market instruments |
| Citi ieguldījumi | 2 370 | 153 058 | 154 542 | 162 586 | 149 413 | 123 040 | 122 428 | 107 592 | Other investment |
| Ieguldījumu ienākumi (debets) | 3 320 | -664 862 | -851 133 | -597 643 | -213 753 | -166 613 | 287 584 | 138 002 | Investment income (debit) |
| Tiešās investīcijas | 3 330 | -274 267 | -396 927 | -204 034 | 263 970 | 161 429 | 539 382 | 397 891 | Direct investment |
| Dividendes un filiāļu sadalītā peļņa | 3 332 | -18 825 | -352 550 | -86 072 | -42 653 | -151 976 | -205 361 | -68 368 | Dividends and distributed branch profits |
| Reinvestētā un filiāļu nesadalītā peļņa | 3 333 | -234 240 | -19 302 | -96 900 | 339 927 | 330 943 | 766 259 | 493 306 | Reinvested earnings and undistributed branch profits |
| Maksa par parādu (procenti) | 3 334 | -21 202 | -25 075 | -21 062 | -33 305 | -17 538 | -21 516 | -27 047 | Income on debt (interest) |
| Portfeļieguldījumi | 3 339 | -55 349 | -113 245 | -37 027 | -102 549 | -82 290 | -37 174 | -23 319 | Portfolio investment |
| Ienākumi par kapitāla vērtspapīriem (dividendes) | 3 340 | 0 | -7 366 | -57 | -32 | 0 | -236 | -9 | Income on equity (dividends) |
| Ienākumi par obligācijām un parādzīmēm | 3 350 | -33 831 | -39 664 | -36 081 | -89 224 | -80 856 | -27 425 | -22 861 | Income on bonds and notes |
| Ienākumi par naudas tirgus instrumentiem | 3 360 | -21 518 | -66 215 | -889 | -13 294 | -1 434 | -9 514 | -449 | Income on money market instruments |
| Citi ieguldījumi | 3 370 | -335 246 | -340 960 | -356 583 | -375 173 | -245 752 | -214 624 | -236 571 | Other investment |
| t.sk. procenti par SVF kredītu un aizdevumu izmantošanu | 3 372 A | 0 | 0 | 0 | 0 | -4 820 | -4 555 | -5 225 | of which interest for use of IMF credit and loans |
| KĀRTĒJIE PĀRVEDUMI | 4 379 | 133 681 | 292 167 | 256 261 | 87 131 | 114 280 | 319 897 | 194 688 | CURRENT TRANSFERS |
| Kredīts | 2 379 | 527 551 | 646 249 | 559 933 | 457 696 | 391 489 | 565 187 | 431 974 | Credit |
| Valdība | 2 380 | 151 596 | 133 656 | 92 028 | 38 305 | 116 194 | 214 276 | 115 728 | General government |
| t.sk. ES struktūrfondi | 2 380 DA | 142 427 | 114 476 | 83 255 | 28 696 | 112 983 | 152 578 | 77 032 | of which EU structural funds |
| subsīdijas zemniekiem | 2 380 DB | 114 235 | 105 455 | 83 255 | 28 696 | 68 017 | 138 060 | 63 541 | subsidies to farmers |
| citi ES struktūrfondi | 2 380 DC | 28 192 | 9 021 | 0 | 0 | 44 965 | 14 518 | 13 491 | other EU structural funds |
| t.sk. citi ES fondi | 2 380 DD | 1 596 | 12 578 | 3 530 | 4 877 | -1 112 | 17 004 | 6 761 | of which other EU funds |
| t.sk. pirmspievienošanās fondi | 2 380 DE | -963 | -1 376 | 178 | 425 | -10 148 | 0 | -44 | of which pre-accession funds |
| Citi sektori | 2 390 | 375 954 | 512 593 | 467 905 | 419 391 | 275 295 | 350 911 | 316 246 | Other sectors |
| Strādājošo naudas pārvedumi | 2 391 | 470 | 448 | 449 | 515 | 458 | 467 | 448 | Workers' remittances |
| Citi kārtējie pārvedumi | 2 392 | 375 484 | 512 145 | 467 456 | 418 876 | 274 837 | 350 444 | 315 798 | Other current transfers |
| Debets | 3 379 | -393 870 | -354 082 | -303 672 | -370 565 | -277 209 | -245 290 | -237 286 | Debit |
| Valdība | 3 380 | -127 658 | -76 225 | -49 184 | -90 268 | -114 512 | -76 228 | -58 201 | General government |
| t.sk. maksājumi ES budžetā | 3 380 DF | -122 460 | -74 389 | -46 331 | -86 742 | -108 424 | -73 549 | -57 087 | of which payments to EU budget |
| Citi sektori | 3 390 | -266 212 | -277 857 | -254 488 | -280 297 | -162 697 | -169 062 | -179 085 | Other sectors |
| Strādājošo naudas pārvedumi | 3 391 | -1 135 | -1 070 | -970 | -1 004 | -749 | -664 | -604 | Workers' remittances |
| Citi kārtējie pārvedumi | 3 392 | -265 077 | -276 788 | -253 518 | -279 293 | -161 948 | -168 398 | -178 481 | Other current transfers |

(turpinājums)

(cont.)

| Postenis | BOPSY | 2008 | | | | 2009 | | | Components |
|---|--------------|------------------|------------------|------------------|-----------------|-----------------|-------------------|-----------------|--|
| | | I | II | III | IV | I | II | III | |
| KAPITĀLA UN FINANŠU KONTS | 4 996 | 1 620 166 | 1 352 922 | 1 272 943 | 821 911 | -66 046 | -1 035 059 | -806 575 | CAPITAL AND FINANCIAL ACCOUNT |
| KAPITĀLA KONTS | 4 994 | 82 363 | 252 713 | 79 121 | 98 329 | 179 663 | 175 448 | 113 007 | CAPITAL ACCOUNT |
| Pavisam kredīts | 2 994 | 84 859 | 259 269 | 86 103 | 104 924 | 182 776 | 178 964 | 118 333 | Total credit |
| Pavisam debets | 3 994 | -2 496 | -6 556 | -6 981 | -6 595 | -3 113 | -3 516 | -5 325 | Total debit |
| Kapitāla pārvedumi (kredīts) | 2 400 | 84 859 | 258 351 | 80 636 | 104 924 | 182 776 | 178 964 | 118 333 | Capital transfers (credit) |
| Valdība | 2 401 | 84 560 | 258 144 | 79 976 | 104 921 | 182 769 | 178 958 | 117 759 | General government |
| t.sk. ES struktūrfondi | 2 401 DG | 56 579 | 111 509 | 25 332 | 83 490 | 70 673 | 164 030 | 114 333 | of which EU structural funds |
| t.sk. Kohēzijas fonds | 2 401 DH | 27 070 | 146 778 | 53 211 | 19 548 | 112 186 | 14 912 | 3 517 | of which Cohesion Fund |
| t.sk. citi ES fondi | 2 401 DI | -2 248 | -3 212 | 414 | 992 | -108 | 0 | -104 | of which other EU funds |
| t.sk. pirmspievienošanās fondi | 2 401 DJ | -2 248 | -3 212 | 414 | 992 | -108 | 0 | -104 | of which pre-accession funds |
| Citi sektori | 2 430 | 298 | 207 | 660 | 3 | 7 | 6 | 574 | Other sectors |
| Pārceļotāju pārvedumi | 2 431 | 0 | 0 | 0 | 0 | 0 | 0 | 0 | Migrants' transfers |
| Parādu atlaišana | 2 432 | 0 | 0 | 0 | 0 | 0 | 0 | 0 | Debt forgiveness |
| Citi kapitāla pārvedumi | 2 440 | 298 | 207 | 660 | 3 | 7 | 6 | 574 | Other capital transfers |
| Kapitāla pārvedumi (debets) | 3 400 | -2 496 | -6 540 | -6 858 | -6 488 | -3 087 | -3 480 | -5 207 | Capital transfers (debit) |
| Valdība | 3 401 | 0 | 0 | 0 | 0 | 0 | 0 | 0 | General government |
| Citi sektori | 3 430 | -2 496 | -6 540 | -6 858 | -6 488 | -3 087 | -3 480 | -5 207 | Other sectors |
| Pārceļotāju pārvedumi | 3 431 | 0 | 0 | 0 | 0 | 0 | 0 | 0 | Migrants' transfers |
| Parādu atlaišana | 3 432 | 0 | 0 | 0 | 0 | 0 | 0 | 0 | Debt forgiveness |
| Citi kapitāla pārvedumi | 3 440 | -2 496 | -6 540 | -6 858 | -6 488 | -3 087 | -3 480 | -5 207 | Other capital transfers |
| Neproducētie nefinanšu aktīvi (kredīts) | 2 480 | 0 | 918 | 5 467 | 0 | 0 | 0 | 0 | Non-produced non-financial assets (credit) |
| Neproducētie nefinanšu aktīvi (debets) | 3 480 | 0 | -16 | -123 | -107 | -26 | -36 | -118 | Non-produced non-financial assets (debit) |
| FINANŠU KONTS | 4 995 | 1 537 803 | 1 100 210 | 1 193 821 | 723 583 | -245 709 | -1 210 507 | -919 582 | FINANCIAL ACCOUNT |
| TIEŠĀS INVESTĪCIJAS | 4 500 | 544 523 | 414 027 | 343 998 | -211 003 | 38 059 | -166 991 | 217 108 | DIRECT INVESTMENT |
| Ārvalstīs | 4 505 | -30 964 | -186 044 | -107 558 | 58 885 | 8 365 | 89 096 | -37 675 | Direct investment abroad |
| Kredīts | 2 505 | 68 589 | 48 908 | 61 643 | 139 474 | 62 262 | 131 345 | 40 459 | Credit |
| Debets | 3 505 | -99 554 | -234 952 | -169 202 | -80 589 | -53 897 | -42 249 | -78 134 | Debit |
| Pašu kapitāls | 4 510 | -29 280 | -109 558 | -6 561 | 1 609 | -19 413 | 2 242 | -32 554 | Equity capital |
| Prasības pret tiešo investīciju uzņēmumiem | 4 515 | -29 280 | -109 558 | -6 561 | 1 167 | -19 413 | 2 242 | -32 554 | Claims on affiliated enterprises |
| Saistības pret tiešo investīciju uzņēmumiem | 4 520 | 0 | 0 | 0 | 442 | 0 | 0 | 0 | Liabilities to affiliated enterprises |
| Reinvestētā peļņa | 4 525 | -8 642 | -19 135 | -8 079 | 4 740 | 9 156 | 29 043 | 1 986 | Reinvested earnings |
| Cits kapitāls | 4 530 | 6 959 | -57 351 | -92 918 | 52 536 | 18 622 | 57 811 | -7 107 | Other capital |
| Prasības pret tiešo investīciju uzņēmumiem | 4 535 | -1 052 | -42 875 | -96 337 | 59 192 | 15 564 | 60 872 | 234 | Claims on affiliated enterprises |
| Saistības pret tiešo investīciju uzņēmumiem | 4 540 | 8 011 | -14 476 | 3 419 | -6 656 | 3 058 | -3 061 | -7 341 | Liabilities to affiliated enterprises |
| Latvijā | 4 555 | 575 488 | 600 071 | 451 556 | -269 888 | 29 694 | -256 087 | 254 784 | Direct investment in Latvia |
| Kredīts | 2 555 | 1 141 136 | 1 406 408 | 1 119 633 | 850 698 | 922 514 | 1 157 338 | 1 334 220 | Credit |
| Debets | 3 555 | -565 648 | -806 337 | -668 077 | -1 120 587 | -892 820 | -1 413 426 | -1 079 437 | Debit |
| Pašu kapitāls | 4 560 | 63 564 | 245 108 | 217 883 | 44 975 | 96 663 | 234 552 | 617 515 | Equity capital |
| Prasības pret tiešajiem investoriem | 4 565 | -932 | -26 328 | 29 752 | -5 418 | -8 840 | 13 758 | 146 | Claims on direct investors |
| Saistības pret tiešajiem investoriem | 4 570 | 64 496 | 271 436 | 188 131 | 50 393 | 105 502 | 220 794 | 617 369 | Liabilities to direct investors |
| Reinvestētā peļņa | 4 575 | 234 240 | 19 302 | 96 900 | -339 927 | -330 943 | -766 259 | -493 306 | Reinvested earnings |
| Cits kapitāls | 4 580 | 277 684 | 335 660 | 136 773 | 25 063 | 263 974 | 275 620 | 130 575 | Other capital |
| Prasības pret tiešajiem investoriem | 4 585 | -51 494 | -25 021 | -51 029 | 43 884 | 38 636 | 53 677 | -38 106 | Claims on direct investors |
| Saistības pret tiešajiem investoriem | 4 590 | 329 177 | 360 681 | 187 802 | -18 821 | 225 338 | 221 943 | 168 681 | Liabilities to direct investors |
| PORTFEĻEGULDĪJUMI | 4 600 | 653 982 | -363 967 | 39 498 | 43 263 | 83 269 | 93 887 | 4 330 | PORTFOLIO INVESTMENT |
| Aktīvi | 4 602 | 61 096 | -181 651 | 8 487 | 333 694 | 91 291 | 125 544 | 24 221 | Assets |
| Kapitāla vērtspapīri | 4 610 | 130 753 | 30 269 | 136 051 | 135 643 | -28 463 | 45 218 | -13 772 | Equity securities |
| Centrālā banka | 4 611 | 0 | 0 | 0 | 0 | 0 | 0 | 0 | Central bank |

(turpinājums)

(cont.)

| Postenis | BOPSY | 2008 | | | | 2009 | | | Components |
|-------------------------------------|-------|----------|------------|----------|----------|------------|------------|-----------|------------------------------|
| | | I | II | III | IV | I | II | III | |
| Valdība | 4 612 | 0 | 0 | 0 | 0 | 0 | 0 | 0 | General government |
| MFI (izņemot centrālo banku) | 4 613 | 11 495 | -8 296 | -2 003 | 10 526 | 803 | -1 493 | 7 472 | MFIs (excl. central bank) |
| Citi sektori | 4 614 | 119 258 | 38 565 | 138 053 | 125 116 | -29 266 | 46 711 | -21 244 | Other sectors |
| Parāda vērtspapīri | 4 619 | -69 657 | -211 920 | -127 564 | 198 051 | 119 754 | 80 327 | 37 993 | Debt securities |
| Obligācijas un parādzīmes | 4 620 | 52 336 | -235 267 | -122 288 | 130 594 | 115 902 | 107 865 | 35 145 | Bonds and notes |
| Centrālā banka | 4 621 | 0 | 0 | 0 | 0 | 0 | 0 | 0 | Central bank |
| Valdība | 4 622 | 0 | 0 | 0 | 0 | 0 | 0 | 0 | General government |
| MFI (izņemot centrālo banku) | 4 623 | 99 170 | -112 738 | -123 909 | 118 980 | 121 866 | 128 490 | 7 058 | MFIs (excl. central bank) |
| Citi sektori | 4 624 | -46 834 | -122 528 | 1 621 | 11 614 | -5 964 | -20 625 | 28 087 | Other sectors |
| Naudas tirgus instrumenti | 4 630 | -121 993 | 23 346 | -5 276 | 67 457 | 3 851 | -27 538 | 2 849 | Money market instruments |
| Centrālā banka | 4 631 | 0 | 0 | 0 | 0 | 0 | 0 | 0 | Central bank |
| Valdība | 4 632 | -119 670 | 22 098 | 13 458 | 68 794 | 0 | 0 | 0 | General government |
| MFI (izņemot centrālo banku) | 4 633 | -12 873 | 11 630 | 3 227 | 12 633 | -5 579 | -15 122 | 1 344 | MFIs (excl. central bank) |
| Citi sektori | 4 634 | 10 550 | -10 381 | -21 961 | -13 970 | 9 431 | -12 416 | 1 505 | Other sectors |
| Pasīvi | 4 652 | 592 886 | -182 315 | 31 011 | -290 431 | -8 022 | -31 657 | -19 891 | Liabilities |
| Kapitāla vērtspapīri | 4 660 | -1 722 | 398 | -3 773 | -45 012 | 4 148 | -7 355 | -43 406 | Equity securities |
| MFI (izņemot centrālo banku) | 4 663 | 0 | -1 752 | 7 | -32 815 | 3 598 | 0 | -4 | MFIs (excl. central bank) |
| Citi sektori | 4 664 | -1 722 | 2 151 | -3 779 | -12 197 | 550 | -7 355 | -43 402 | Other sectors |
| Parāda vērtspapīri | 4 669 | 594 608 | -182 714 | 34 784 | -245 419 | -12 170 | -24 303 | 23 515 | Debt securities |
| Obligācijas un parādzīmes | 4 670 | 602 008 | -178 240 | 36 389 | -244 777 | -12 162 | -24 165 | 22 670 | Bonds and notes |
| Centrālā banka | 4 671 | 0 | 0 | 0 | 0 | 0 | 0 | 0 | Central bank |
| Valdība | 4 672 | 596 211 | -5 306 | 36 008 | -248 661 | -15 819 | -11 872 | 18 558 | General government |
| MFI (izņemot centrālo banku) | 4 673 | 5 849 | -173 391 | 4 215 | 3 706 | 3 652 | -11 417 | 4 032 | MFIs (excl. central bank) |
| Citi sektori | 4 674 | -51 | 457 | -3 834 | 178 | 6 | -876 | 81 | Other sectors |
| Naudas tirgus instrumenti | 4 680 | -7 400 | -4 474 | -1 605 | -642 | -8 | -137 | 844 | Money market instruments |
| Centrālā banka | 4 681 | 0 | 0 | 0 | 0 | 0 | 0 | 0 | Central bank |
| Valdība | 4 682 | 0 | 0 | 0 | 2 | -2 | 0 | 844 | General government |
| MFI (izņemot centrālo banku) | 4 683 | -6 568 | -4 158 | -1 385 | 0 | 0 | 0 | 0 | MFIs (excl. central bank) |
| Citi sektori | 4 684 | -831 | -315 | -221 | -644 | -6 | -137 | 0 | Other sectors |
| ATVASINĀTIE FINANŠU INSTRUMENTI | 4 910 | 63 976 | 88 292 | -16 132 | -203 247 | 311 098 | 57 956 | 48 806 | FINANCIAL DERIVATIVES |
| Aktīvi | 4 900 | 85 687 | 127 121 | 49 860 | 62 386 | 421 229 | 112 189 | 41 225 | Assets |
| Centrālā banka | 4 901 | 95 780 | 141 131 | 73 989 | 79 001 | 417 202 | 110 218 | 31 947 | Central bank |
| Valdība | 4 902 | 0 | 0 | 2 833 | 0 | 0 | 0 | 0 | General government |
| MFI (izņemot centrālo banku) | 4 903 | -3 938 | -10 714 | -26 587 | -19 896 | 15 644 | 1 957 | 10 050 | MFIs (excl. central bank) |
| Citi sektori | 4 904 | -6 155 | -3 296 | -374 | 3 281 | -11 617 | 14 | -772 | Other sectors |
| Pasīvi | 4 905 | -21 711 | -38 828 | -65 992 | -265 633 | -110 131 | -54 233 | 7 581 | Liabilities |
| Centrālā banka | 4 906 | -43 322 | -24 483 | -63 209 | -337 684 | -94 978 | -48 237 | -17 567 | Central bank |
| Valdība | 4 907 | -30 | 0 | 0 | -2 123 | -16 137 | 0 | 0 | General government |
| MFI (izņemot centrālo banku) | 4 908 | 21 641 | -14 346 | -2 783 | 74 174 | 985 | -5 996 | 25 148 | MFIs (excl. central bank) |
| Citi sektori | 4 909 | 0 | 0 | 0 | 0 | 0 | 0 | 0 | Other sectors |
| CITI IEGULDĪJUMI | 4 700 | 721 513 | 1 072 834 | 761 686 | 115 463 | -1 317 931 | -1 805 344 | 1 159 460 | OTHER INVESTMENT |
| Aktīvi | 4 703 | 907 395 | -1 378 049 | 286 212 | -319 248 | 578 337 | -920 943 | -491 767 | Assets |
| Tirdzniecības kredīti, Citi sektori | 4 710 | 25 973 | -247 018 | -8 720 | 228 451 | 53 407 | 40 677 | -22 251 | Trade credits, Other sectors |
| Ilgtermiņa | 4 711 | 0 | 0 | 0 | 0 | 0 | 0 | 0 | Long-term |
| Īstermiņa | 4 712 | 25 973 | -247 018 | -8 720 | 228 451 | 53 407 | 40 677 | -22 251 | Short-term |
| Aizdevumi | 4 714 | 54 667 | -308 188 | 300 154 | -363 723 | 522 519 | 133 014 | -250 544 | Loans |
| Centrālā banka | 4 715 | 0 | 0 | 0 | 0 | 0 | 0 | 0 | Central bank |
| Ilgtermiņa | 4 717 | 0 | 0 | 0 | 0 | 0 | 0 | 0 | Long-term |
| Īstermiņa | 4 718 | 0 | 0 | 0 | 0 | 0 | 0 | 0 | Short-term |
| Valdība | 4 719 | 0 | 0 | 0 | 0 | 0 | 0 | 0 | General government |
| Ilgtermiņa | 4 720 | 0 | 0 | 0 | 0 | 0 | 0 | 0 | Long-term |
| Īstermiņa | 4 721 | 0 | 0 | 0 | 0 | 0 | 0 | 0 | Short-term |

(turpinājums)

(cont.)

| Postenis | BOPSY | 2008 | | | | 2009 | | | Components |
|--------------------------------------|---------|------------|-----------|-----------|------------|------------|------------|-----------|------------------------------|
| | | I | II | III | IV | I | II | III | |
| MFI (izņemot centrālo banku) | 4 722 | 90 617 | -200 218 | 314 014 | -412 900 | 556 070 | 174 786 | -326 363 | MFIs (excl. central bank) |
| Ilgtermiņa | 4 723 | -33 025 | -260 223 | -206 338 | 70 609 | 59 431 | 47 549 | 88 789 | Long-term |
| Īstermiņa | 4 724 | 123 643 | 60 004 | 520 351 | -483 509 | 496 639 | 127 237 | -415 151 | Short-term |
| Citi sektori | 4 725 | -35 951 | -107 970 | -13 860 | 49 177 | -33 552 | -41 772 | 75 819 | Other sectors |
| Ilgtermiņa | 4 726 | -26 612 | -61 423 | 5 424 | 41 655 | -23 808 | -30 293 | 46 314 | Long-term |
| Īstermiņa | 4 727 | -9 339 | -46 547 | -19 284 | 7 521 | -9 743 | -11 479 | 29 505 | Short-term |
| Nauda un noguldījumi | 4 730 | 846 388 | -816 705 | 36 332 | -211 857 | -1 974 | -1 080 697 | -226 642 | Currency and deposits |
| Centrālā banka | 4 731 | 0 | 0 | 0 | 0 | 0 | 0 | 0 | Central bank |
| Valdība | 4 732 | -115 704 | 10 364 | 24 446 | 96 890 | 1 | -83 | 33 | General government |
| MFI (izņemot centrālo banku) | 4 733 | 1 256 711 | -598 318 | 461 088 | 229 947 | 361 411 | -555 683 | 186 777 | MFIs (excl. central bank) |
| Citi sektori | 4 734 | -294 620 | -228 751 | -449 203 | -538 694 | -363 387 | -524 931 | -413 452 | Other sectors |
| Citi aktīvi | 4 736 | -19 633 | -6 137 | -41 554 | 27 882 | 4 385 | -13 938 | 7 669 | Other assets |
| Centrālā banka | 4 737 | -263 | -1 571 | 108 | 1 263 | -78 | -119 | 1 360 | Central bank |
| Ilgtermiņa | 4 738 | 0 | 0 | 0 | 0 | -13 | 0 | 0 | Long-term |
| Īstermiņa | 4 739 | -263 | -1 571 | 108 | 1 263 | -65 | -119 | 1 360 | Short-term |
| Valdība | 4 740 | 0 | 0 | 0 | 0 | 0 | 0 | 0 | General government |
| Ilgtermiņa | 4 741 | 0 | 0 | 0 | 0 | 0 | 0 | 0 | Long-term |
| Īstermiņa | 4 742 | 0 | 0 | 0 | 0 | 0 | 0 | 0 | Short-term |
| MFI (izņemot centrālo banku) | 4 743 | -11 652 | -3 716 | -32 582 | 32 765 | 6 216 | -19 593 | -13 730 | MFIs (excl. central bank) |
| Ilgtermiņa | 4 744 | 0 | 0 | 0 | 0 | 0 | 0 | 0 | Long-term |
| Īstermiņa | 4 745 | -11 652 | -3 716 | -32 582 | 32 765 | 6 216 | -19 593 | -13 730 | Short-term |
| Citi sektori | 4 746 | -7 717 | -849 | -9 080 | -6 146 | -1 753 | 5 774 | 20 039 | Other sectors |
| Ilgtermiņa | 4 747 | -40 | -392 | -625 | -167 | -2 588 | -2 481 | -511 | Long-term |
| Īstermiņa | 4 748 | -7 677 | -458 | -8 456 | -5 979 | 835 | 8 254 | 20 550 | Short-term |
| Pasīvi | 4 753 | -185 882 | 2 450 883 | 475 474 | 434 711 | -1 896 268 | -884 401 | 1 651 227 | Liabilities |
| Tirdzniecības kredīti, Citi sektori | 4 760 | 69 454 | 288 405 | -167 106 | -246 636 | -126 177 | 11 420 | 11 065 | Trade credits, Other sectors |
| Ilgtermiņa | 4 761 | 0 | 0 | 0 | 0 | 0 | 0 | 0 | Long-term |
| Īstermiņa | 4 762 | 69 454 | 288 405 | -167 106 | -246 636 | -126 177 | 11 420 | 11 065 | Short-term |
| Aizņēmumi | 4 764 | 1 650 942 | 715 015 | 1 473 787 | 1 467 197 | -485 582 | -454 646 | 1 764 664 | Loans |
| Centrālā banka | 4 765 | 0 | 0 | 0 | 237 807 | -237 050 | 0 | 0 | Central bank |
| SVF kredītu un aizdevumu izmantošana | 4 766 | 0 | 0 | 0 | 0 | 0 | 0 | 0 | Use of IMF credit and loans |
| Citi ilgtermiņa | 4 767 | 0 | 0 | 0 | 0 | 0 | 0 | 0 | Other long-term |
| Īstermiņa | 4 768 | 0 | 0 | 0 | 237 807 | -237 050 | 0 | 0 | Short-term |
| Valdība | 4 769 | -41 287 | -7 961 | -5 966 | 975 002 | 1 373 363 | 24 451 | 1 958 930 | General government |
| SVF kredītu un aizdevumu izmantošana | 4 770 A | 0 | 0 | 0 | 0 | 0 | 0 | 275 980 | Use of IMF credit and loans |
| Kredits | 2 770 A | 0 | 0 | 0 | 0 | 0 | 0 | 275 980 | Credit |
| Debets | 3 770 A | 0 | 0 | 0 | 0 | 0 | 0 | 0 | Debit |
| Ilgtermiņa | 4 770 | -4 469 | -7 961 | -5 966 | 975 002 | 1 373 363 | 24 451 | 1 682 950 | Long-term |
| Īstermiņa | 4 771 | -36 818 | 0 | 0 | 0 | 0 | 0 | 0 | Short-term |
| MFI (izņemot centrālo banku) | 4 772 | 1 273 446 | 576 298 | 1 309 821 | 196 685 | -1 592 238 | -513 758 | -151 873 | MFIs (excl. central bank) |
| Ilgtermiņa | 4 773 | 2 152 974 | 877 925 | 650 110 | 239 406 | -477 365 | 65 467 | -109 749 | Long-term |
| Īstermiņa | 4 774 | -879 528 | -301 628 | 659 711 | -42 721 | -1 114 872 | -579 225 | -42 124 | Short-term |
| Citi sektori | 4 775 | 418 783 | 146 678 | 169 932 | 57 704 | -29 657 | 34 661 | -42 393 | Other sectors |
| Ilgtermiņa | 4 776 | 353 565 | 47 381 | 170 202 | 15 983 | 33 422 | 109 186 | -66 382 | Long-term |
| Īstermiņa | 4 777 | 65 218 | 99 296 | -270 | 41 721 | -63 079 | -74 525 | 23 989 | Short-term |
| Nauda un noguldījumi | 4 780 | -1 901 785 | 1 390 091 | -875 798 | -702 600 | -1 239 602 | -456 943 | -175 398 | Currency and deposits |
| Centrālā banka | 4 781 | -885 | -6 273 | -9 013 | 490 383 | -467 299 | 8 954 | -2 078 | Central bank |
| MFI (izņemot centrālo banku) | 4 783 | -1 900 900 | 1 396 364 | -866 784 | -1 192 984 | -772 304 | -465 897 | -173 320 | MFIs (excl. central bank) |

(turpinājums)

(cont.)

| Postenis | BOPSY | 2008 | | | | 2009 | | | Components |
|------------------------------|--------------|-----------------|-----------------|-----------------|-----------------|----------------|----------------|-------------------|---------------------------------|
| | | I | II | III | IV | I | II | III | |
| Citi pasīvi | 4 786 | -4 493 | 57 371 | 44 590 | -83 250 | -44 907 | 15 767 | 50 896 | Other liabilities |
| Centrālā banka | 4 787 | 105 | -19 | 426 | 1 972 | -2 252 | 1 092 | 3 556 | Central bank |
| Ilgtermiņa | 4 788 | 0 | 0 | 0 | 0 | 0 | 0 | 0 | Long-term |
| Īstermiņa | 4 789 | 105 | -19 | 426 | 1 972 | -2 252 | 1 092 | 3 556 | Short-term |
| Valdība | 4 790 | -7 252 | 0 | -4 835 | 0 | 2 091 | 14 589 | 24 908 | General government |
| Ilgtermiņa | 4 791 | -7 252 | 0 | -4 835 | 0 | -7 993 | 0 | -1 920 | Long-term |
| Īstermiņa | 4 792 | 0 | 0 | 0 | 0 | 10 084 | 14 589 | 26 828 | Short-term |
| MFI (izņemot centrālo banku) | 4 793 | -306 | 37 238 | 60 106 | -83 939 | -45 066 | 3 615 | 19 584 | MFIs (excl. central bank) |
| Ilgtermiņa | 4 794 | 0 | 0 | 0 | 0 | 0 | 0 | 0 | Long-term |
| Īstermiņa | 4 795 | -306 | 37 238 | 60 106 | -83 939 | -45 066 | 3 615 | 19 584 | Short-term |
| Citi sektori | 4 796 | 2 960 | 20 152 | -11 106 | -1 284 | 321 | -3 528 | 2 849 | Other sectors |
| Ilgtermiņa | 4 797 | 0 | 0 | 0 | 0 | 0 | 0 | 0 | Long-term |
| Īstermiņa | 4 798 | 2 960 | 20 152 | -11 106 | -1 284 | 321 | -3 528 | 2 849 | Short-term |
| REZERVES AKTĪVI | 4 800 | -446 191 | -110 976 | 64 772 | 979 107 | 639 796 | 609 985 | -2 349 287 | RESERVE ASSETS |
| Monetārais zelts | 4 810 | 0 | 0 | 0 | -5 | 0 | 0 | 0 | Monetary gold |
| Speciālās aizņēmuma tiesības | 4 820 | -2 | 0 | -3 | -201 | -360 | 68 | 0 | Special Drawing Rights |
| Rezerves pozīcija SVF | 4 830 | 0 | 0 | 0 | 0 | 0 | 0 | 0 | Reserve position in the IMF |
| Ārvalstu valūtas | 4 840 | -446 190 | -110 976 | 64 774 | 979 313 | 640 156 | 609 917 | -2 349 287 | Foreign exchange |
| Citas prasības | 4 880 | 0 | 0 | 0 | 0 | 0 | 0 | 0 | Other claims |
| NOVIRZE | 4 998 | -283 917 | 44 620 | -125 906 | -210 707 | -11 611 | 98 554 | 136 304 | NET ERRORS AND OMISSIONS |

3.1. TEKOŠAIS KONTS UN KAPITĀLA KONTS VALSTU GRUPU DALĪJUMĀ (GADA DATI)
CURRENT ACCOUNT AND CAPITAL ACCOUNT BY COUNTRY GROUP (ANNUAL DATA)

(milj. latu)
(in millions of lats)

| Postenis | Valstu grupa | 2004 | 2005 | 2006 | 2007 | 2008 | Country group | Components |
|---|--------------------------|----------|----------|----------|----------|----------|-----------------------------|--|
| TEKOŠAIS KONTS UN KAPITĀLA KONTS | ES27 | | | | | | EU27 | CURRENT ACCOUNT AND CAPITAL ACCOUNT |
| | Kredits | 2 636.3 | 3 630.7 | 4 266.3 | 5 346.0 | 5 623.2 | Credit | |
| | Debets | -3 539.1 | -4 623.2 | -6 383.8 | -7 947.3 | -7 379.3 | Debit | |
| | <i>t.sk.: eiro zona</i> | | | | | | <i>of which: euro area</i> | |
| | Kredits | 890.5 | 1 171.6 | 1 424.1 | 1 634.7 | 1 715.6 | Credit | |
| | Debets | -1 548.2 | -1 967.2 | -2 722.9 | -3 421.3 | -2 974.4 | Debit | |
| | <i>t.sk.: DK, GB, SE</i> | | | | | | <i>of which: DK, GB, SE</i> | |
| | Kredits | 890.3 | 1 067.4 | 1 146.8 | 1 321.2 | 1 267.3 | Credit | |
| | Debets | -671.0 | -777.6 | -1 096.5 | -1 218.4 | -1 054.6 | Debit | |
| | Ārpus ES27 | | | | | | Extra EU27 | |
| | Kredits | 1 647.6 | 1 965.4 | 2 386.5 | 2 852.8 | 3 284.4 | Credit | |
| | Debets | -1 621.8 | -1 984.7 | -2 644.9 | -3 260.4 | -3 401.8 | Debit | |
| | <i>t.sk.: NVS</i> | | | | | | <i>of which: CIS</i> | |
| | Kredits | 469.2 | 613.1 | 781.8 | 883.9 | 981.5 | Credit | |
| Debets | -713.7 | -935.2 | -1 081.8 | -1 210.2 | -1 369.2 | Debit | | |
| PRECES | ES27 | | | | | | EU27 | GOODS |
| | Kredits | 1 702.4 | 2 279.7 | 2 536.0 | 3 186.5 | 3 297.1 | Credit | |
| | Debets | -2 812.7 | -3 576.6 | -4 777.5 | -5 929.8 | -5 632.7 | Debit | |
| | <i>t.sk.: eiro zona</i> | | | | | | <i>of which: euro area</i> | |
| | Kredits | 557.7 | 709.7 | 812.7 | 968.5 | 970.9 | Credit | |
| | Debets | -1 306.8 | -1 594.3 | -2 173.3 | -2 681.6 | -2 348.9 | Debit | |
| | <i>t.sk.: DK, GB, SE</i> | | | | | | <i>of which: DK, GB, SE</i> | |
| | Kredits | 642.1 | 706.8 | 663.3 | 761.0 | 676.2 | Credit | |
| | Debets | -439.1 | -492.9 | -637.5 | -736.0 | -694.0 | Debit | |
| | Ārpus ES27 | | | | | | Extra EU27 | |
| | Kredits | 575.7 | 751.5 | 895.8 | 1 028.0 | 1 290.0 | Credit | |
| | Debets | -968.4 | -1 169.8 | -1 510.7 | -1 820.7 | -1 816.7 | Debit | |
| | <i>t.sk.: NVS</i> | | | | | | <i>of which: CIS</i> | |
| | Kredits | 253.7 | 369.2 | 471.2 | 597.5 | 676.7 | Credit | |
| Debets | -593.7 | -773.3 | -860.4 | -978.5 | -1 159.6 | Debit | | |
| PAKALPOJUMI | ES27 | | | | | | EU27 | SERVICES |
| | Kredits | 452.3 | 621.9 | 767.9 | 919.7 | 1 104.8 | Credit | |
| | Debets | -321.7 | -488.2 | -643.6 | -869.4 | -894.6 | Debit | |
| | <i>t.sk.: eiro zona</i> | | | | | | <i>of which: euro area</i> | |
| | Kredits | 195.3 | 259.8 | 327.7 | 353.3 | 430.1 | Credit | |
| | Debets | -128.0 | -197.3 | -251.4 | -381.6 | -410.0 | Debit | |
| | <i>t.sk.: DK, GB, SE</i> | | | | | | <i>of which: DK, GB, SE</i> | |
| | Kredits | 135.1 | 180.9 | 211.6 | 265.2 | 267.9 | Credit | |
| | Debets | -79.9 | -105.0 | -131.5 | -145.8 | -131.1 | Debit | |
| | Ārpus ES27 | | | | | | Extra EU27 | |
| | Kredits | 508.4 | 603.1 | 708.8 | 975.1 | 1 064.9 | Credit | |
| | Debets | -314.2 | -394.3 | -460.7 | -512.6 | -630.8 | Debit | |
| | <i>t.sk.: NVS</i> | | | | | | <i>of which: CIS</i> | |
| | Kredits | 145.8 | 134.9 | 148.9 | 181.5 | 182.7 | Credit | |
| Debets | -83.0 | -109.3 | -123.7 | -129.6 | -135.9 | Debit | | |
| IENĀKUMI, KĀRTĒJIE PĀRVEDUMI UN KAPITĀLA KONTS | ES27 | | | | | | EU27 | INCOME, CURRENT TRANSFERS AND CAPITAL ACCOUNT |
| | Kredits | 481.6 | 729.1 | 962.5 | 1 239.8 | 1 221.4 | Credit | |
| | Debets | -404.8 | -558.5 | -962.8 | -1 148.1 | -852.0 | Debit | |
| | <i>t.sk.: eiro zona</i> | | | | | | <i>of which: euro area</i> | |
| | Kredits | 137.5 | 202.0 | 283.7 | 312.9 | 314.6 | Credit | |
| | Debets | -113.4 | -175.5 | -298.3 | -358.1 | -215.5 | Debit | |
| | <i>t.sk.: DK, GB, SE</i> | | | | | | <i>of which: DK, GB, SE</i> | |
| | Kredits | 113.0 | 179.6 | 271.9 | 295.0 | 323.2 | Credit | |
| | Debets | -152.0 | -179.7 | -327.5 | -336.5 | -229.5 | Debit | |
| | Ārpus ES27 | | | | | | Extra EU27 | |
| | Kredits | 563.5 | 610.8 | 781.9 | 849.8 | 929.4 | Credit | |
| | Debets | -339.2 | -420.6 | -673.5 | -927.0 | -954.3 | Debit | |
| | <i>t.sk.: NVS</i> | | | | | | <i>of which: CIS</i> | |
| | Kredits | 69.8 | 109.0 | 161.7 | 104.8 | 122.1 | Credit | |
| Debets | -37.1 | -52.6 | -97.6 | -102.2 | -73.7 | Debit | | |

**3.2. TEKOŠAIS KONTS UN KAPITĀLA KONTS VALSTU GRUPU DALĪJUMĀ (CETURKŠŅA DATI)
CURRENT ACCOUNT AND CAPITAL ACCOUNT BY COUNTRY GROUP (QUARTERLY DATA)**

(milj. latu)
(in millions of lats)

| Postenis | Valstu grupa | 2008 | | | | 2009 | | | Country group | Components |
|---|--------------------------|----------|----------|----------|----------|----------|---------|---------|-----------------------------|--|
| | | I | II | III | IV | I | II | III | | |
| TEKOŠAIS KONTS UN KAPITĀLA KONTS | ES27 | | | | | | | | EU27 | CURRENT ACCOUNT AND CAPITAL ACCOUNT |
| | Kredīts | 1 355.9 | 1 514.8 | 1 452.9 | 1 299.6 | 1 132.2 | 1 232.9 | 1 164.4 | Credit | |
| | Debets | -1 881.1 | -1 966.2 | -1 933.3 | -1 598.8 | -1 038.1 | -807.6 | -957.6 | Debit | |
| | <i>t.sk.: eiro zona</i> | | | | | | | | <i>of which: euro area</i> | |
| | Kredīts | 405.7 | 442.3 | 458.5 | 409.1 | 350.7 | 379.6 | 374.6 | Credit | |
| | Debets | -770.1 | -793.7 | -768.7 | -642.0 | -438.0 | -385.1 | -422.3 | Debit | |
| | <i>t.sk.: DK, GB, SE</i> | | | | | | | | <i>of which: DK, GB, SE</i> | |
| | Kredīts | 326.5 | 318.2 | 340.4 | 282.2 | 237.0 | 240.6 | 254.8 | Credit | |
| | Debets | -286.0 | -304.4 | -264.1 | -200.1 | -118.5 | -55.9 | -47.8 | Debit | |
| | Ārpus ES27 | | | | | | | | Extra EU27 | |
| | Kredīts | 734.1 | 808.4 | 874.7 | 867.2 | 690.7 | 654.5 | 670.5 | Credit | |
| | Debets | -798.5 | -871.8 | -890.5 | -841.1 | -644.1 | -510.9 | -493.7 | Debit | |
| | <i>t.sk.: NVS</i> | | | | | | | | <i>of which: CIS</i> | |
| Kredīts | 216.2 | 226.4 | 270.6 | 268.2 | 180.3 | 191.5 | 207.6 | Credit | | |
| Debets | -312.4 | -351.7 | -361.6 | -343.5 | -285.7 | -187.4 | -176.6 | Debit | | |
| PRECES | ES27 | | | | | | | | EU27 | GOODS |
| | Kredīts | 824.3 | 856.1 | 870.7 | 746.0 | 582.5 | 595.4 | 637.2 | Credit | |
| | Debets | -1 409.0 | -1 454.0 | -1 493.7 | -1 275.9 | -812.4 | -796.6 | -848.5 | Debit | |
| | <i>t.sk.: eiro zona</i> | | | | | | | | <i>of which: euro area</i> | |
| | Kredīts | 243.5 | 257.5 | 253.7 | 216.1 | 183.1 | 180.7 | 192.9 | Credit | |
| | Debets | -605.4 | -629.8 | -597.6 | -516.1 | -337.9 | -311.0 | -324.7 | Debit | |
| | <i>t.sk.: DK, GB, SE</i> | | | | | | | | <i>of which: DK, GB, SE</i> | |
| | Kredīts | 180.7 | 172.3 | 187.9 | 135.2 | 123.0 | 114.7 | 118.2 | Credit | |
| | Debets | -183.1 | -177.5 | -177.1 | -156.3 | -91.7 | -79.0 | -88.1 | Debit | |
| | Ārpus ES27 | | | | | | | | Extra EU27 | |
| | Kredīts | 276.6 | 333.9 | 365.8 | 313.7 | 238.9 | 260.4 | 273.9 | Credit | |
| | Debets | -417.1 | -474.1 | -485.2 | -440.4 | -357.9 | -263.1 | -254.2 | Debit | |
| | <i>t.sk.: NVS</i> | | | | | | | | <i>of which: CIS</i> | |
| Kredīts | 156.2 | 170.1 | 180.3 | 170.2 | 115.1 | 123.0 | 131.0 | Credit | | |
| Debets | -264.9 | -294.2 | -306.9 | -293.6 | -249.6 | -154.3 | -147.8 | Debit | | |
| PAKALPOJUMI | ES27 | | | | | | | | EU27 | SERVICES |
| | Kredīts | 242.4 | 286.0 | 301.2 | 275.2 | 225.6 | 246.9 | 262.1 | Credit | |
| | Debets | -204.9 | -217.5 | -248.4 | -223.9 | -158.6 | -159.8 | -174.8 | Debit | |
| | <i>t.sk.: eiro zona</i> | | | | | | | | <i>of which: euro area</i> | |
| | Kredīts | 95.5 | 104.5 | 120.2 | 109.9 | 91.8 | 97.1 | 106.7 | Credit | |
| | Debets | -93.5 | -98.7 | -114.9 | -102.9 | -74.1 | -71.2 | -79.5 | Debit | |
| | <i>t.sk.: DK, GB, SE</i> | | | | | | | | <i>of which: DK, GB, SE</i> | |
| | Kredīts | 62.2 | 75.4 | 70.4 | 59.9 | 56.4 | 64.5 | 72.6 | Credit | |
| | Debets | -33.2 | -32.7 | -33.7 | -31.4 | -23.8 | -26.3 | -26.3 | Debit | |
| | Ārpus ES27 | | | | | | | | Extra EU27 | |
| | Kredīts | 246.0 | 249.0 | 273.4 | 296.6 | 252.0 | 227.4 | 231.6 | Credit | |
| | Debets | -143.3 | -141.8 | -167.3 | -178.4 | -108.3 | -108.7 | -116.0 | Debit | |
| | <i>t.sk.: NVS</i> | | | | | | | | <i>of which: CIS</i> | |
| Kredīts | 23.2 | 34.7 | 60.6 | 64.2 | 40.6 | 41.3 | 45.9 | Credit | | |
| Debets | -30.2 | -37.2 | -35.8 | -32.6 | -23.7 | -27.2 | -27.4 | Debit | | |
| IENĀKUMI, KĀRTĒJIE PĀRVEDUMI UN KAPITĀLA KONTS | ES27 | | | | | | | | EU27 | INCOME, CURRENT TRANSFERS AND CAPITAL ACCOUNT |
| | Kredīts | 289.2 | 372.8 | 280.9 | 278.5 | 324.0 | 390.6 | 265.1 | Credit | |
| | Debets | -267.2 | -294.7 | -191.2 | -98.9 | -67.2 | 148.7 | 65.8 | Debit | |
| | <i>t.sk.: eiro zona</i> | | | | | | | | <i>of which: euro area</i> | |
| | Kredīts | 66.7 | 80.3 | 84.5 | 83.0 | 75.8 | 101.9 | 75.0 | Credit | |
| | Debets | -71.1 | -65.2 | -56.2 | -22.9 | -26.0 | -2.9 | -18.1 | Debit | |
| | <i>t.sk.: DK, GB, SE</i> | | | | | | | | <i>of which: DK, GB, SE</i> | |
| | Kredīts | 83.7 | 70.4 | 82.1 | 87.1 | 57.7 | 61.4 | 64.0 | Credit | |
| | Debets | -69.7 | -94.1 | -53.3 | -12.3 | -3.1 | 49.4 | 66.7 | Debit | |
| | Ārpus ES27 | | | | | | | | Extra EU27 | |
| | Kredīts | 211.4 | 225.5 | 235.5 | 256.9 | 199.9 | 166.8 | 165.1 | Credit | |
| | Debets | -238.1 | -255.8 | -238.0 | -222.3 | -177.9 | -139.1 | -123.4 | Debit | |
| | <i>t.sk.: NVS</i> | | | | | | | | <i>of which: CIS</i> | |
| Kredīts | 36.9 | 21.6 | 29.7 | 33.8 | 24.6 | 27.2 | 30.7 | Credit | | |
| Debets | -17.2 | -20.3 | -18.9 | -17.3 | -12.5 | -5.9 | -1.4 | Debit | | |

4.1. ĀRĒJĀS TIRDZNICĪBAS STATISTIKAS UN MAKSĀJUMU BILANCES PREČU DATU SASAISTE (GADA DATI)
RECONCILIATION OF FOREIGN TRADE STATISTICS AND BALANCE OF PAYMENTS DATA ON GOODS
(ANNUAL DATA)

(tūkst. latu)
(in thousands of lats)

| Postenis | 2004 | 2005 | 2006 | 2007 | 2008 | Components |
|---|------------|------------|------------|------------|------------|---|
| PRECES | -1 502 947 | -1 715 087 | -2 856 385 | -3 536 072 | -2 862 275 | GOODS |
| Kredits | 2 278 138 | 3 031 260 | 3 431 789 | 4 214 434 | 4 587 129 | Credit |
| Vispārējās nozīmes preces; eksports (FOB) | 1 831 003 | 2 628 435 | 3 055 787 | 3 860 206 | 4 207 441 | General merchandise; exports (FOB) |
| Ārējās tirdzniecības statistika (FOB; CSP dati) | 1 794 311 | 2 611 780 | 3 025 732 | 3 782 856 | 4 172 078 | Foreign trade statistics (FOB; data from the CSB) |
| Vērtības korekcija | 11 220 | 4 769 | 3 633 | 3 942 | -7 320 | Valuation adjustment |
| Eksporta darījumi no zvejas kuģiem | 9 595 | 10 931 | 14 179 | 4 749 | 4 278 | Exports from fishing vessels |
| Transportlīdzekļu pārdošana | 15 877 | 956 | 12 243 | 68 659 | 38 405 | Sale of transportation equipment |
| Preces pārstrādei; eksports (FOB) | 382 225 | 298 385 | 284 974 | 265 959 | 260 994 | Goods for processing; exports (FOB) |
| Ārējās tirdzniecības statistika (FOB; CSP dati) | 355 716 | 276 454 | 267 542 | 257 439 | 256 867 | Foreign trade statistics (FOB; data from the CSB) |
| Vērtības korekcija | 26 509 | 21 931 | 17 433 | 8 520 | 4 127 | Valuation adjustment |
| Preču remonts | 34 849 | 53 500 | 39 667 | 39 342 | 52 017 | Repairs on goods |
| Transporta organizāciju iegādātās preces | 30 061 | 50 940 | 51 361 | 48 927 | 66 677 | Goods procured in ports by carriers |
| Nemonetārais zelts | 0 | 0 | 0 | 0 | 0 | Non-monetary gold |
| Debets | -3 781 085 | -4 746 348 | -6 288 174 | -7 750 506 | -7 449 404 | Debit |
| Vispārējās nozīmes preces; imports (FOB) | -3 471 868 | -4 453 675 | -5 977 270 | -7 481 143 | -7 099 326 | General merchandise; imports (FOB) |
| Ārējās tirdzniecības statistika (CIF; CSP dati) | -3 547 565 | -4 641 653 | -6 158 491 | -7 620 753 | -7 351 919 | Foreign trade statistics (CIF; data from the CSB) |
| CIF/FOB korekcija | 156 124 | 204 347 | 266 035 | 332 097 | 316 941 | CIF/FOB adjustment |
| Transportlīdzekļu iegāde | -58 195 | 0 | -67 792 | -183 965 | -57 180 | Purchase of transportation equipment |
| Katalogu preces | -10 377 | -4 900 | -4 514 | -4 636 | -3 183 | Goods ordered via catalogues |
| Brīvostu komercsabiedrību preču imports | -10 946 | -11 178 | -11 440 | -119 | 0 | Imports of goods from companies located in the free ports |
| Naudas izgatavošanas izdevumi | -909 | -291 | -1 068 | -3 768 | -3 985 | Cash production costs |
| Preces pārstrādei; imports (FOB) | -246 428 | -215 322 | -210 701 | -152 257 | -167 873 | Goods for processing; imports (FOB) |
| Ārējās tirdzniecības statistika (CIF; CSP dati) | -257 692 | -225 271 | -219 986 | -159 469 | -175 769 | Foreign trade statistics (CIF; data from the CSB) |
| CIF/FOB korekcija | 11 265 | 9 949 | 9 284 | 7 212 | 7 896 | CIF/FOB adjustment |
| Preču remonts | -10 477 | -5 481 | -12 501 | -20 019 | -21 431 | Repairs on goods |
| Transporta organizāciju iegādātās preces | -52 312 | -71 870 | -87 702 | -97 086 | -160 773 | Goods procured in ports by carriers |
| Nemonetārais zelts | 0 | 0 | 0 | 0 | 0 | Non-monetary gold |

**4.2. ĀRĒJĀS TIRDZNICĪBAS STATISTIKAS UN MAKSĀJUMU BILANCES PREČU DATU SASAISTE
(CETURKŠŅA DATI)
RECONCILIATION OF FOREIGN TRADE STATISTICS AND BALANCE OF PAYMENTS DATA ON GOODS
(QUARTERLY DATA)**

(tūkst. latu)
(in thousands of lats)

| Postenis | 2008 | | | | 2009 | | | Components |
|--|------------|------------|------------|------------|------------|------------|------------|---|
| | I | II | III | IV | I | II | III | |
| PRECES | -725 155 | -738 150 | -742 352 | -656 617 | -348 810 | -203 873 | -191 643 | GOODS |
| Kredīts | 1 100 947 | 1 189 961 | 1 236 522 | 1 059 699 | 821 436 | 855 823 | 911 061 | Credit |
| Vispārējās nozīmes preces; eksports (FOB) | 1 024 141 | 1 083 591 | 1 118 898 | 980 810 | 751 467 | 775 432 | 842 398 | General merchandise; exports (FOB) |
| Ārējās tirdzniecības statistika (FOB; CSP dati) | 1 019 899 | 1 064 517 | 1 104 911 | 982 751 | 749 746 | 772 122 | 841 053 | Foreign trade statistics (FOB; data from the CSB) |
| Vērtības korekcija | -1 447 | -371 | -2 967 | -2 534 | -1 543 | -231 | -856 | Valuation adjustment |
| Eksporta darījumi no zvejas kuģiem | 799 | 1 134 | 1 751 | 593 | 1 007 | 2 075 | 922 | Exports from fishing vessels |
| Transportlīdzekļu pārdošana | 4 890 | 18 311 | 15 203 | 0 | 2 257 | 1 466 | 1 279 | Sale of transportation equipment |
| Preces pārstrādei; eksports (FOB) | 55 586 | 75 151 | 79 353 | 50 904 | 53 630 | 59 425 | 38 696 | Goods for processing; exports (FOB) |
| Ārējās tirdzniecības statistika (FOB; CSP dati) | 54 554 | 74 120 | 78 321 | 49 872 | 52 595 | 58 390 | 37 661 | Foreign trade statistics (FOB; data from the CSB) |
| Vērtības korekcija | 1 032 | 1 032 | 1 032 | 1 032 | 1 035 | 1 035 | 1 035 | Valuation adjustment |
| Preču remonts | 9 006 | 12 709 | 17 566 | 12 736 | 7 558 | 6 932 | 6 788 | Repairs on goods |
| Transporta organizāciju iegādātās preces | 12 214 | 18 509 | 20 705 | 15 249 | 8 781 | 14 035 | 23 179 | Goods procured in ports by carriers |
| Nemonetārais zelts | 0 | 0 | 0 | 0 | 0 | 0 | 0 | Non-monetary gold |
| Debets | -1 826 102 | -1 928 112 | -1 978 874 | -1 716 316 | -1 170 246 | -1 059 697 | -1 102 705 | Debit |
| Vispārējās nozīmes preces; imports (FOB) | -1 754 064 | -1 830 325 | -1 875 438 | -1 639 499 | -1 119 713 | -998 251 | -1 049 324 | General merchandise; imports (FOB) |
| Ārējās tirdzniecības statistika (CIF; CSP dati) | -1 833 503 | -1 882 356 | -1 934 536 | -1 701 524 | -1 166 542 | -1 040 907 | -1 092 234 | Foreign trade statistics (CIF; data from the CSB) |
| CIF/FOB korekcija | 79 774 | 82 594 | 82 691 | 71 882 | 47 467 | 44 169 | 46 830 | CIF/FOB adjustment |
| Transportlīdzekļu iegāde | 0 | -28 590 | -21 000 | -7 590 | 0 | 0 | 0 | Purchase of transportation equipment |
| Katalogu preces | -152 | -941 | -586 | -1 504 | -559 | -846 | -411 | Goods ordered via catalogues |
| Brīvostu komercsabiedrību preču imports | 0 | 0 | 0 | 0 | 0 | 0 | 0 | Imports of goods from companies located in the free ports |
| Naudas izgatavošanas izdevumi | -183 | -1 032 | -2 008 | -763 | -80 | -668 | -3 510 | Cash production costs |
| Preces pārstrādei; imports (FOB) | -41 111 | -49 856 | -46 169 | -30 738 | -25 953 | -35 209 | -19 936 | Goods for processing; imports (FOB) |
| Ārējās tirdzniecības statistika (CIF; CSP dati) | -42 974 | -52 190 | -48 414 | -32 192 | -27 142 | -36 914 | -20 822 | Foreign trade statistics (CIF; data from the CSB) |
| CIF/FOB korekcija | 1 863 | 2 334 | 2 245 | 1 454 | 1 189 | 1 704 | 886 | CIF/FOB adjustment |
| Preču remonts | -3 057 | -5 242 | -8 458 | -4 674 | -1 940 | -2 146 | -2 010 | Repairs on goods |
| Transporta organizāciju iegādātās preces | -27 870 | -42 689 | -48 809 | -41 405 | -22 640 | -24 091 | -31 435 | Goods procured in ports by carriers |
| Nemonetārais zelts | 0 | 0 | 0 | 0 | 0 | 0 | 0 | Non-monetary gold |

5. LATA EFEKTĪVIE KURSI EFFECTIVE EXCHANGE RATES OF THE LATS

(indekss: 1995. gada decembris = 100; dati saskaņā ar stāvokli 18.12.2009.)
(index: December 1995 = 100; data as at 18 December 2009)

| | 2008 [*] | | | | | | 2009 | | | | | | | | |
|---|-------------------|-------|-------|-------|-------|-------|-------|-------|-------|-------|-------|-------|-------|-------|-------|
| | 7 | 8 | 9 | 10 | 11 | 12 | 1 | 2* | 3* | 4 | 5 | 6 | 7 | 8 | 9 |
| Lata nominālais efektīvais kurss Nominal effective exchange rate of the lats | | | | | | | | | | | | | | | |
| Pret galveno tirdzniecības partnervalstu valūtām Against currencies of main trade partners | 118.3 | 117.8 | 118.1 | 118.0 | 118.7 | 121.7 | 123.8 | 125.1 | 125.7 | 124.7 | 124.0 | 124.2 | 124.2 | 123.5 | 123.8 |
| Pret attīstīto valstu ¹ valūtām Against currencies of developed countries ¹ | 103.3 | 102.9 | 103.1 | 103.0 | 103.8 | 106.1 | 106.7 | 106.0 | 107.0 | 106.4 | 105.8 | 105.9 | 106.0 | 105.1 | 105.6 |
| Pret Igaunijas, Krievijas, Lietuvas un Polijas valūtām Against currencies of Estonia, Lithuania, Poland and Russia | 155.8 | 155.1 | 155.7 | 155.5 | 155.7 | 160.8 | 167.6 | 174.9 | 174.2 | 172.2 | 171.1 | 171.5 | 171.6 | 171.4 | 171.1 |
| Lata reālais efektīvais kurss (aprēķināts, izmantojot patēriņa cenu indeksus) Real effective exchange rate of the lats (based on consumer price indices) | | | | | | | | | | | | | | | |
| Pret galveno tirdzniecības partnervalstu valūtām Against currencies of main trade partners | 150.1 | 148.7 | 150.2 | 151.7 | 152.1 | 155.4 | 160.8 | 163.3 | 164.4 | 162.4 | 160.5 | 159.4 | 158.7 | 155.7 | 155.9 |
| Pret attīstīto valstu ¹ valūtām Against currencies of developed countries ¹ | 177.9 | 176.4 | 178.2 | 180.5 | 181.6 | 185.1 | 190.2 | 190.3 | 192.6 | 190.6 | 188.5 | 187.1 | 186.5 | 182.4 | 182.9 |
| Pret Igaunijas, Krievijas, Lietuvas un Polijas valūtām Against currencies of Estonia, Lithuania, Poland and Russia | 106.3 | 105.1 | 106.1 | 106.6 | 106.1 | 108.9 | 114.3 | 119.7 | 119.1 | 117.3 | 115.7 | 115.1 | 114.3 | 113.0 | 112.6 |
| Lata reālais efektīvais kurss (aprēķināts, izmantojot ražotāju cenu indeksus) Real effective exchange rate of the lats (based on producer price indices) | | | | | | | | | | | | | | | |
| Pret galveno tirdzniecības partnervalstu valūtām Against currencies of main trade partners | 142.4 | 144.3 | 143.9 | 148.1 | 150.0 | 156.1 | - | - | - | - | - | - | - | - | - |
| Pret attīstīto valstu ¹ valūtām Against currencies of developed countries ¹ | 158.7 | 161.0 | 159.9 | 163.4 | 164.8 | 169.8 | - | - | - | - | - | - | - | - | - |
| Pret Igaunijas, Krievijas, Lietuvas un Polijas valūtām Against currencies of Estonia, Lithuania, Poland and Russia | 114.2 | 115.4 | 116.2 | 121.3 | 123.9 | 131.5 | - | - | - | - | - | - | - | - | - |

¹ ASV, Dānija, Francija, Itālija, Lielbritānija, Nīderlande, Somija, Vācija un Zviedrija.

¹ Denmark, Finland, France, Germany, Italy, the Netherlands, Sweden, the UK and the US.

6.1. LATVIJAS STARPTAUTISKO INVESTĪCIJU BILANCE
LATVIA'S INTERNATIONAL INVESTMENT POSITION

(perioda beigās; tūkst. latu)
(at end of period; in thousands of lats)

| Postenis | BOPSY | 2005 | 2006 | 2007 | 2008 | 2009 | | | Components |
|---|----------------|------------------|------------------|-------------------|-------------------|-------------------|-------------------|-------------------|--|
| | | | | | | I | II | III | |
| AKTĪVI | 8 995 C | 5 956 749 | 8 133 469 | 11 881 152 | 12 203 036 | 11 749 441 | 11 598 425 | 13 009 753 | ASSETS |
| TIEŠĀS INVESTĪCIJAS ĀRVALSTĪS | 8 505 | 167 471 | 254 785 | 448 065 | 521 635 | 514 185 | 455 229 | 471 854 | DIRECT INVESTMENT ABROAD |
| Pašu kapitāls un reinvestētā peļņa | 8 506 | 100 116 | 157 263 | 303 011 | 339 375 | 330 861 | 301 549 | 317 078 | Equity capital and reinvested earnings |
| Prasības pret tiešo investīciju uzņēmumiem | 8 507 | 100 116 | 157 282 | 303 027 | 339 796 | 330 900 | 301 586 | 317 113 | Claims on affiliated enterprises |
| Saistības pret tiešo investīciju uzņēmumiem | 8 508 | 0 | -19 | -16 | -422 | -39 | -37 | -35 | Liabilities to affiliated enterprises |
| Cits kapitāls | 8 530 | 67 355 | 97 522 | 145 053 | 182 260 | 183 325 | 153 680 | 154 776 | Other capital |
| Prasības pret tiešo investīciju uzņēmumiem | 8 535 | 73 395 | 110 040 | 166 473 | 203 383 | 200 505 | 168 293 | 168 214 | Claims on affiliated enterprises |
| Saistības pret tiešo investīciju uzņēmumiem | 8 540 | -6 040 | -12 517 | -21 419 | -21 123 | -17 180 | -14 612 | -13 438 | Liabilities to affiliated enterprises |
| PORTFEĻIEGULDĪJUMI | 8 602 | 949 450 | 1 094 196 | 1 358 511 | 1 445 391 | 1 454 486 | 1 389 077 | 1 372 876 | PORTFOLIO INVESTMENT |
| Kapitāla vērtspapīri | 8 610 | 99 389 | 160 569 | 256 390 | 258 331 | 272 906 | 249 679 | 256 228 | Equity securities |
| Centrālā banka | 8 611 | 0 | 0 | 0 | 0 | 0 | 0 | 0 | Central bank |
| Valdība | 8 612 | 0 | 0 | 0 | 0 | 0 | 0 | 0 | General government |
| MFI (izņemot centrālo banku) | 8 613 | 30 223 | 50 191 | 51 395 | 30 743 | 33 636 | 35 694 | 31 440 | MFIs (excl. central bank) |
| Citi sektori | 8 614 | 69 165 | 110 378 | 204 995 | 227 588 | 239 270 | 213 985 | 224 788 | Other sectors |
| Parāda vērtspapīri | 8 619 | 850 061 | 933 626 | 1 102 120 | 1 187 059 | 1 181 581 | 1 139 398 | 1 116 648 | Debt securities |
| Obligācijas un parādzīmes | 8 620 | 840 326 | 915 954 | 1 066 757 | 1 139 076 | 1 134 789 | 1 079 659 | 1 059 402 | Bonds and notes |
| Centrālā banka | 8 621 | 0 | 0 | 0 | 0 | 0 | 0 | 0 | Central bank |
| Valdība | 8 622 | 0 | 0 | 0 | 0 | 0 | 0 | 0 | General government |
| MFI (izņemot centrālo banku) | 8 623 | 793 496 | 846 619 | 900 993 | 874 345 | 844 101 | 778 282 | 771 587 | MFIs (excl. central bank) |
| Citi sektori | 8 624 | 46 830 | 69 335 | 165 765 | 264 731 | 290 688 | 301 377 | 287 814 | Other sectors |
| Naudas tirgus instrumenti | 8 630 | 9 735 | 17 672 | 35 363 | 47 983 | 46 792 | 59 739 | 57 246 | Money market instruments |
| Centrālā banka | 8 631 | 0 | 0 | 0 | 0 | 0 | 0 | 0 | Central bank |
| Valdība | 8 632 | 0 | 0 | 0 | 0 | 0 | 0 | 0 | General government |
| MFI (izņemot centrālo banku) | 8 633 | 3 866 | 8 716 | 19 216 | 12 925 | 16 045 | 22 727 | 21 139 | MFIs (excl. central bank) |
| Citi sektori | 8 634 | 5 869 | 8 956 | 16 147 | 35 058 | 30 747 | 37 013 | 36 107 | Other sectors |
| ATVASINĀTIE FINANŠU INSTRUMENTI | 8 900 | 12 374 | 42 959 | 48 705 | 205 668 | 109 217 | 84 038 | 86 023 | FINANCIAL DERIVATIVES |
| Centrālā banka | 8 901 | 3 281 | 31 087 | 16 523 | 133 126 | 29 880 | 5 367 | 8 039 | Central bank |
| Valdība | 8 902 | 2 125 | 0 | 532 | 4 557 | 13 691 | 14 315 | 18 321 | General government |
| MFI (izņemot centrālo banku) | 8 903 | 4 891 | 9 425 | 25 155 | 54 987 | 46 128 | 44 655 | 39 565 | MFIs (excl. central bank) |
| Citi sektori | 8 904 | 2 077 | 2 447 | 6 495 | 12 997 | 19 517 | 19 700 | 20 099 | Other sectors |
| CITI IEGULDĪJUMI | 8 703 | 3 427 632 | 4 324 452 | 7 238 909 | 7 432 422 | 7 325 777 | 7 694 611 | 7 862 145 | OTHER INVESTMENT |
| Tirdzniecības kredīti, Citi sektori | 8 710 | 518 276 | 617 518 | 800 394 | 776 499 | 821 656 | 797 391 | 804 536 | Trade credits, Other sectors |
| Ilgtermiņa | 8 711 | 0 | 0 | 0 | 0 | 0 | 0 | 0 | Long-term |
| Īstermiņa | 8 712 | 518 276 | 617 518 | 800 394 | 776 499 | 821 656 | 797 391 | 804 536 | Short-term |
| Aizdevumi | 8 714 | 1 303 945 | 1 561 365 | 2 607 354 | 2 761 789 | 2 527 241 | 2 401 527 | 2 486 851 | Loans |
| Centrālā banka | 8 715 | 0 | 0 | 0 | 0 | 0 | 0 | 0 | Central bank |
| Ilgtermiņa | 8 717 | 0 | 0 | 0 | 0 | 0 | 0 | 0 | Long-term |
| Īstermiņa | 8 718 | 0 | 0 | 0 | 0 | 0 | 0 | 0 | Short-term |
| Valdība | 8 719 | 0 | 0 | 0 | 0 | 0 | 0 | 0 | General government |
| Ilgtermiņa | 8 720 | 0 | 0 | 0 | 0 | 0 | 0 | 0 | Long-term |
| Īstermiņa | 8 721 | 0 | 0 | 0 | 0 | 0 | 0 | 0 | Short-term |
| MFI (izņemot centrālo banku) | 8 722 | 1 173 134 | 1 375 945 | 2 113 874 | 2 235 126 | 2 017 686 | 1 874 611 | 1 998 739 | MFIs (excl. central bank) |
| Ilgtermiņa | 8 723 | 522 270 | 759 122 | 1 009 155 | 1 217 420 | 1 226 857 | 1 167 662 | 1 101 443 | Long-term |
| Īstermiņa | 8 724 | 650 864 | 616 824 | 1 104 719 | 1 017 706 | 790 830 | 706 949 | 897 296 | Short-term |
| Citi sektori | 8 725 | 130 811 | 185 419 | 493 480 | 526 663 | 509 555 | 526 917 | 488 112 | Other sectors |
| Ilgtermiņa | 8 726 | 69 894 | 102 575 | 383 874 | 395 432 | 391 590 | 404 237 | 422 202 | Long-term |
| Īstermiņa | 8 727 | 60 918 | 82 845 | 109 606 | 131 231 | 117 965 | 122 680 | 65 910 | Short-term |

(turpinājums)

(cont.)

| Postenis | BOPSY | 2005 | 2006 | 2007 | 2008 | 2009 | | | Components |
|--------------------------------------|----------------|-------------------|-------------------|-------------------|-------------------|-------------------|-------------------|-------------------|--|
| | | | | | | I | II | III | |
| Nauda un noguldījumi | 8 730 | 1 518 649 | 2 050 468 | 3 735 555 | 3 776 792 | 3 855 213 | 4 369 831 | 4 440 589 | Currency and deposits |
| Centrālā banka | 8 731 | 0 | 0 | 0 | 0 | 0 | 0 | 0 | Central bank |
| Valdība | 8 732 | 0 | 0 | 16 718 | 1 | 0 | 42 | 25 | General government |
| MFI (izņemot centrālo banku) | 8 733 | 1 311 001 | 1 265 472 | 2 255 191 | 1 576 765 | 1 445 432 | 1 693 537 | 1 564 426 | MFIs (excl. central bank) |
| Citi sektori | 8 734 | 207 648 | 784 996 | 1 463 646 | 2 200 026 | 2 409 781 | 2 676 252 | 2 876 138 | Other sectors |
| Citi aktīvi | 8 736 | 86 762 | 95 101 | 95 606 | 117 342 | 121 667 | 125 861 | 130 170 | Other assets |
| Centrālā banka | 8 737 | 2 739 | 3 088 | 3 347 | 3 390 | 3 546 | 3 610 | 2 944 | Central bank |
| Ilgtermiņa | 8 738 | 2 523 | 2 523 | 2 506 | 2 506 | 2 513 | 2 513 | 2 513 | Long-term |
| Īstermiņa | 8 739 | 215 | 565 | 841 | 884 | 1 033 | 1 097 | 431 | Short-term |
| Valdība | 8 740 | 41 633 | 41 045 | 40 427 | 41 348 | 41 728 | 41 410 | 41 194 | General government |
| Ilgtermiņa | 8 741 | 41 633 | 41 045 | 40 427 | 41 348 | 41 728 | 41 410 | 41 194 | Long-term |
| Īstermiņa | 8 742 | 0 | 0 | 0 | 0 | 0 | 0 | 0 | Short-term |
| MFI (izņemot centrālo banku) | 8 743 | 18 251 | 31 244 | 39 860 | 46 765 | 45 814 | 53 400 | 58 007 | MFIs (excl. central bank) |
| Ilgtermiņa | 8 744 | 0 | 0 | 0 | 0 | 0 | 0 | 0 | Long-term |
| Īstermiņa | 8 745 | 18 251 | 31 244 | 39 860 | 46 765 | 45 814 | 53 400 | 58 007 | Short-term |
| Citi sektori | 8 746 | 24 140 | 19 723 | 11 972 | 25 838 | 30 579 | 27 441 | 28 024 | Other sectors |
| Ilgtermiņa | 8 747 | 560 | 786 | 3 592 | 4 168 | 5 583 | 6 837 | 7 087 | Long-term |
| Īstermiņa | 8 748 | 23 580 | 18 936 | 8 380 | 21 670 | 24 996 | 20 604 | 20 937 | Short-term |
| REZERVES AKTĪVI | 8 800 | 1 399 822 | 2 417 077 | 2 786 962 | 2 597 920 | 2 345 776 | 1 975 470 | 3 216 854 | RESERVE ASSETS |
| Monetārais zelts | 8 810 | 76 170 | 83 668 | 99 130 | 108 998 | 122 332 | 116 771 | 118 539 | Monetary gold |
| Speciālās aizņēmuma tiesības | 8 820 | 85 | 85 | 83 | 187 | 366 | 322 | 92 128 | Special Drawing Rights |
| Rezerves pozīcija SVF | 8 830 | 47 | 45 | 42 | 42 | 44 | 43 | 42 | Reserve position in the IMF |
| Ārvalstu valūtas | 8 840 | 1 323 520 | 2 333 279 | 2 687 707 | 2 488 693 | 2 223 034 | 1 858 333 | 3 006 145 | Foreign exchange |
| Citas prasības | 8 880 | 0 | 0 | 0 | 0 | 0 | 0 | 0 | Other claims |
| PASĪVI | 8 995 D | 11 323 928 | 15 915 658 | 22 883 108 | 24 911 856 | 24 048 948 | 23 360 402 | 24 337 429 | LIABILITIES |
| TIEŠĀS INVESTĪCIJAS LATVIJĀ | 8 555 | 2 922 950 | 4 007 187 | 5 247 390 | 5 711 039 | 5 567 956 | 5 526 456 | 5 780 200 | DIRECT INVESTMENT IN LATVIA |
| Pašu kapitāls un reinvestētā peļņa | 8 556 | 2 274 875 | 3 103 787 | 4 158 726 | 4 236 761 | 4 014 635 | 3 834 533 | 4 053 471 | Equity capital and reinvested earnings |
| Prasības pret tiešajiem investoriem | 8 557 | -16 872 | -5 841 | -6 569 | -8 413 | -14 316 | -19 907 | -7 239 | Claims on direct investors |
| Saistības pret tiešajiem investoriem | 8 558 | 2 291 747 | 3 109 628 | 4 165 295 | 4 245 174 | 4 028 950 | 3 854 440 | 4 060 710 | Liabilities to direct investors |
| Cits kapitāls | 8 580 | 648 075 | 903 400 | 1 088 664 | 1 474 277 | 1 553 321 | 1 691 923 | 1 726 729 | Other capital |
| Prasības pret tiešajiem investoriem | 8 585 | -102 920 | -124 239 | -354 797 | -421 872 | -500 290 | -469 417 | -489 322 | Claims on direct investors |
| Saistības pret tiešajiem investoriem | 8 590 | 750 994 | 1 027 640 | 1 443 462 | 1 896 149 | 2 053 611 | 2 161 340 | 2 216 051 | Liabilities to direct investors |
| PORTFEĻIEGULDĪJUMI | 8 652 | 663 199 | 857 296 | 864 897 | 858 838 | 845 660 | 829 389 | 822 668 | PORTFOLIO INVESTMENT |
| Kapitāla vērtspapīri | 8 660 | 138 358 | 176 160 | 187 926 | 112 296 | 107 075 | 103 759 | 85 520 | Equity securities |
| MFI (izņemot centrālo banku) | 8 663 | 32 871 | 52 726 | 69 827 | 38 136 | 35 967 | 33 076 | 30 993 | MFIs (excl. central bank) |
| Citi sektori | 8 664 | 105 486 | 123 434 | 118 099 | 74 159 | 71 108 | 70 683 | 54 528 | Other sectors |
| Parāda vērtspapīri | 8 669 | 524 841 | 681 136 | 676 972 | 746 543 | 738 585 | 725 630 | 737 148 | Debt securities |
| Obligācijas un parādzīmes | 8 670 | 524 676 | 680 506 | 670 161 | 744 820 | 738 149 | 725 266 | 736 376 | Bonds and notes |
| Centrālā banka | 8 671 | 0 | 0 | 0 | 0 | 0 | 0 | 0 | Central bank |
| Valdība | 8 672 | 418 403 | 425 380 | 442 279 | 589 728 | 581 127 | 574 628 | 583 723 | General government |
| MFI (izņemot centrālo banku) | 8 673 | 106 220 | 248 152 | 216 991 | 145 327 | 147 300 | 141 371 | 143 347 | MFIs (excl. central bank) |
| Citi sektori | 8 674 | 53 | 6 974 | 10 891 | 9 766 | 9 722 | 9 268 | 9 306 | Other sectors |
| Naudas tirgus instrumenti | 8 680 | 165 | 630 | 6 811 | 1 722 | 437 | 363 | 771 | Money market instruments |
| Centrālā banka | 8 681 | 0 | 0 | 0 | 0 | 0 | 0 | 0 | Central bank |
| Valdība | 8 682 | 0 | 548 | 0 | 1 | 0 | 0 | 408 | General government |
| MFI (izņemot centrālo banku) | 8 683 | 0 | 0 | 5 881 | 0 | 0 | 0 | 0 | MFIs (excl. central bank) |
| Citi sektori | 8 684 | 165 | 82 | 930 | 1 721 | 437 | 364 | 364 | Other sectors |

(turpinājums)

(cont.)

| Postenis | BOPSY | 2005 | 2006 | 2007 | 2008 | 2009 | | | Components |
|--|--------------|-------------------|-------------------|--------------------|--------------------|--------------------|--------------------|--------------------|--|
| | | | | | | I | II | III | |
| ATVASINĀTIE FINANŠU INSTRUMENTI | 8 905 | 18 378 | 32 266 | 53 215 | 88 347 | 84 341 | 68 207 | 80 566 | FINANCIAL DERIVATIVES |
| Centrālā banka | 8 906 | 10 193 | 13 436 | 18 874 | 15 650 | 15 730 | 3 428 | 4 236 | Central bank |
| Valdība | 8 907 | 0 | 4 955 | 8 655 | 6 311 | 0 | 0 | 0 | General government |
| MFI (izņemot centrālo banku) | 8 908 | 8 186 | 13 812 | 25 685 | 66 385 | 68 611 | 64 779 | 76 331 | MFIs (excl. central bank) |
| Citi sektori | 8 909 | 0 | 63 | 0 | 0 | 0 | 0 | 0 | Other sectors |
| CITI IEGULDĪJUMI | 8 753 | 7 719 401 | 11 018 909 | 16 717 605 | 18 253 632 | 17 550 991 | 16 936 350 | 17 653 995 | OTHER INVESTMENT |
| Tirdzniecības kredīti, Citi sektori | 8 760 | 595 528 | 682 040 | 869 444 | 811 319 | 788 596 | 790 177 | 798 172 | Trade credits, Other sectors |
| Ilgtermiņa | 8 761 | 0 | 0 | 0 | 0 | 0 | 0 | 0 | Long-term |
| Īstermiņa | 8 762 | 595 528 | 682 040 | 869 444 | 811 319 | 788 596 | 790 177 | 798 172 | Short-term |
| Aizņēmumi | 8 764 | 4 517 640 | 7 613 525 | 11 576 236 | 14 177 954 | 14 082 776 | 13 774 496 | 14 598 981 | Loans |
| Centrālā banka | 8 765 | 0 | 0 | 0 | 123 953 | 0 | 0 | 0 | Central bank |
| SVF kredītu un aizdevumu izmantošana | 8 766 | 0 | 0 | 0 | 0 | 0 | 0 | 0 | Use of IMF credit and loans |
| Citi ilgtermiņa | 8 767 | 0 | 0 | 0 | 0 | 0 | 0 | 0 | Other long-term |
| Īstermiņa | 8 768 | 0 | 0 | 0 | 123 953 | 0 | 0 | 0 | Short-term |
| Valdība | 8 769 | 156 835 | 190 404 | 290 989 | 775 129 | 1 575 875 | 1 577 501 | 2 542 480 | General government |
| SVF kredītu un aizdevumu izmantošana | 8 770 A | 0 | 0 | 0 | 0 | 425 598 | 415 963 | 541 768 | Use of IMF credit and loans |
| Ilgtermiņa | 8 770 | 156 835 | 190 404 | 273 419 | 775 129 | 1 150 277 | 1 161 538 | 2 000 712 | Long-term |
| Īstermiņa | 8 771 | 0 | 0 | 17 570 | 0 | 0 | 0 | 0 | Short-term |
| MFI (izņemot centrālo banku) | 8 772 | 3 439 580 | 5 869 310 | 8 408 819 | 10 039 632 | 9 216 006 | 8 915 170 | 8 811 019 | MFIs (excl. central bank) |
| Ilgtermiņa | 8 773 | 2 255 660 | 3 810 903 | 5 690 332 | 7 532 181 | 7 250 921 | 7 276 029 | 7 216 244 | Long-term |
| Īstermiņa | 8 774 | 1 183 920 | 2 058 407 | 2 718 487 | 2 507 451 | 1 965 084 | 1 639 141 | 1 594 774 | Short-term |
| Citi sektori | 8 775 | 921 225 | 1 553 811 | 2 876 428 | 3 239 240 | 3 290 895 | 3 281 825 | 3 245 483 | Other sectors |
| Ilgtermiņa | 8 776 | 844 554 | 1 381 196 | 2 659 082 | 2 936 053 | 3 031 546 | 3 065 594 | 3 018 102 | Long-term |
| Īstermiņa | 8 777 | 76 672 | 172 615 | 217 345 | 303 187 | 259 349 | 216 231 | 227 381 | Short-term |
| Nauda un noguldījumi | 8 780 | 2 527 733 | 2 606 336 | 4 056 598 | 3 022 094 | 2 479 479 | 2 163 872 | 2 026 726 | Currency and deposits |
| Centrālā banka | 8 781 | 4 926 | 22 955 | 11 413 | 260 802 | 7 776 | 12 569 | 11 411 | Central bank |
| MFI (izņemot centrālo banku) | 8 783 | 2 522 807 | 2 583 382 | 4 045 185 | 2 761 291 | 2 471 702 | 2 151 303 | 2 015 315 | MFIs (excl. central bank) |
| Citi pasīvi | 8 786 | 78 500 | 117 007 | 215 327 | 242 265 | 200 140 | 207 805 | 230 114 | Other liabilities |
| Centrālā banka | 8 787 | 203 | 221 | 283 | 1 483 | 338 | 876 | 2 571 | Central bank |
| Ilgtermiņa | 8 788 | 0 | 0 | 0 | 0 | 0 | 0 | 0 | Long-term |
| Īstermiņa | 8 789 | 203 | 221 | 283 | 1 483 | 338 | 876 | 2 571 | Short-term |
| Valdība | 8 790 | 25 514 | 22 116 | 16 357 | 10 709 | 13 514 | 21 066 | 33 298 | General government |
| Ilgtermiņa | 8 791 | 25 514 | 22 116 | 16 357 | 10 709 | 6 494 | 6 494 | 5 566 | Long-term |
| Īstermiņa | 8 792 | 0 | 0 | 0 | 0 | 7 020 | 14 572 | 27 732 | Short-term |
| MFI (izņemot centrālo banku) | 8 793 | 22 547 | 53 660 | 82 535 | 89 618 | 70 637 | 68 568 | 76 004 | MFIs (excl. central bank) |
| Ilgtermiņa | 8 794 | 0 | 0 | 0 | 0 | 0 | 0 | 0 | Long-term |
| Īstermiņa | 8 795 | 22 547 | 53 660 | 82 535 | 89 618 | 70 637 | 68 568 | 76 004 | Short-term |
| Citi sektori | 8 796 | 30 235 | 41 009 | 116 152 | 140 455 | 115 651 | 117 295 | 118 242 | Other sectors |
| Ilgtermiņa | 8 797 | 0 | 0 | 0 | 0 | 0 | 0 | 0 | Long-term |
| Īstermiņa | 8 798 | 30 235 | 41 009 | 116 152 | 140 455 | 115 651 | 117 295 | 118 242 | Short-term |
| STARPTAUTISKO INVESTĪCIJU BILANCE (SALDO) | 8 995 | -5 367 179 | -7 782 189 | -11 001 956 | -12 708 820 | -12 299 507 | -11 761 977 | -11 327 677 | NET INTERNATIONAL INVESTMENT POSITION |

6.2. LATVIJAS STARPTAUTISKO INVESTĪCIJU BILANCE LATVIA'S INTERNATIONAL INVESTMENT POSITION

(perioda beigās; tūkst. ASV dolāru)
(at end of period; in thousands of US dollars)

| Postenis | BOPSY | 2005 | 2006 | 2007 | 2008 | 2009 | | | Components |
|--|----------------|-------------------|-------------------|-------------------|-------------------|-------------------|-------------------|-------------------|---|
| | | | | | | I | II | III | |
| AKTĪVI | 8 995 C | 10 045 108 | 15 174 383 | 24 547 835 | 24 652 598 | 22 085 416 | 23 150 548 | 27 103 651 | ASSETS |
| TIEŠĀS INVESTĪCIJAS ĀRVALSTĪS | 8 505 | 282 414 | 475 346 | 925 753 | 1 053 808 | 966 513 | 908 641 | 983 029 | DIRECT INVESTMENT ABROAD |
| Pašu kapitāls un reinvestētā peļņa | 8 506 | 168 829 | 293 401 | 626 056 | 685 605 | 621 918 | 601 894 | 660 579 | Equity capital and reinvested earnings |
| Prasības pret tiešo investīciju uzņēmumiem | 8 507 | 168 829 | 293 437 | 626 089 | 686 457 | 621 992 | 601 968 | 660 652 | Claims on affiliated enterprises |
| Saistības pret tiešo investīciju uzņēmumiem | 8 508 | 0 | -36 | -32 | -852 | -74 | -74 | -73 | Liabilities to affiliated enterprises |
| Cits kapitāls | 8 530 | 113 584 | 181 945 | 299 697 | 368 202 | 344 595 | 306 747 | 322 450 | Other capital |
| Prasības pret tiešo investīciju uzņēmumiem | 8 535 | 123 769 | 205 298 | 343 952 | 410 875 | 376 889 | 335 914 | 350 446 | Claims on affiliated enterprises |
| Saistības pret tiešo investīciju uzņēmumiem | 8 540 | -10 185 | -23 353 | -44 255 | -42 673 | -32 294 | -29 167 | -27 996 | Liabilities to affiliated enterprises |
| PORTFEĻĪEGULDĪJUMI | 8 602 | 1 601 096 | 2 041 410 | 2 806 840 | 2 919 981 | 2 733 997 | 2 772 609 | 2 860 158 | PORTFOLIO INVESTMENT |
| Kapitāla vērtspapīri | 8 610 | 167 603 | 299 570 | 529 732 | 521 882 | 512 981 | 498 361 | 533 809 | Equity securities |
| Centrālā banka | 8 611 | 0 | 0 | 0 | 0 | 0 | 0 | 0 | Central bank |
| Valdība | 8 612 | 0 | 0 | 0 | 0 | 0 | 0 | 0 | General government |
| MFI (izņemot centrālo banku) | 8 613 | 50 967 | 93 640 | 106 188 | 62 108 | 63 226 | 71 246 | 65 501 | MFIs (excl. central bank) |
| Citi sektori | 8 614 | 116 636 | 205 930 | 423 544 | 459 774 | 449 755 | 427 115 | 468 309 | Other sectors |
| Parāda vērtspapīri | 8 619 | 1 433 492 | 1 741 840 | 2 277 108 | 2 398 099 | 2 221 016 | 2 274 248 | 2 326 349 | Debt securities |
| Obligācijas un parādzīmes | 8 620 | 1 417 076 | 1 708 870 | 2 204 044 | 2 301 163 | 2 133 062 | 2 155 008 | 2 207 087 | Bonds and notes |
| Centrālā banka | 8 621 | 0 | 0 | 0 | 0 | 0 | 0 | 0 | Central bank |
| Valdība | 8 622 | 0 | 0 | 0 | 0 | 0 | 0 | 0 | General government |
| MFI (izņemot centrālo banku) | 8 623 | 1 338 104 | 1 579 513 | 1 861 555 | 1 766 354 | 1 586 656 | 1 553 457 | 1 607 474 | MFIs (excl. central bank) |
| Citi sektori | 8 624 | 78 971 | 129 357 | 342 489 | 534 809 | 546 405 | 601 551 | 599 613 | Other sectors |
| Naudas tirgus instrumenti | 8 630 | 16 417 | 32 970 | 73 064 | 96 936 | 87 954 | 119 240 | 119 262 | Money market instruments |
| Centrālā banka | 8 631 | 0 | 0 | 0 | 0 | 0 | 0 | 0 | Central bank |
| Valdība | 8 632 | 0 | 0 | 0 | 0 | 0 | 0 | 0 | General government |
| MFI (izņemot centrālo banku) | 8 633 | 6 520 | 16 261 | 39 703 | 26 112 | 30 159 | 45 362 | 44 039 | MFIs (excl. central bank) |
| Citi sektori | 8 634 | 9 897 | 16 709 | 33 361 | 70 825 | 57 795 | 73 878 | 75 223 | Other sectors |
| ATVASINĀTIE FINANŠU INSTRUMENTI | 8 900 | 20 866 | 80 148 | 100 631 | 415 492 | 205 295 | 167 740 | 179 214 | FINANCIAL DERIVATIVES |
| Centrālā banka | 8 901 | 5 532 | 57 998 | 34 138 | 268 942 | 56 165 | 10 713 | 16 747 | Central bank |
| Valdība | 8 902 | 3 583 | 0 | 1 100 | 9 207 | 25 736 | 28 573 | 38 169 | General government |
| MFI (izņemot centrālo banku) | 8 903 | 8 248 | 17 584 | 51 973 | 111 086 | 86 707 | 89 131 | 82 426 | MFIs (excl. central bank) |
| Citi sektori | 8 904 | 3 503 | 4 565 | 13 419 | 26 257 | 36 687 | 39 322 | 41 872 | Other sectors |
| CITI IEGULDĪJUMI | 8 703 | 5 780 155 | 8 068 007 | 14 956 423 | 15 014 994 | 13 770 257 | 15 358 505 | 16 379 470 | OTHER INVESTMENT |
| Tirdzniecības kredīti, Citi sektori | 8 710 | 873 991 | 1 152 086 | 1 653 706 | 1 568 684 | 1 544 466 | 1 591 599 | 1 676 116 | Trade credits, Other sectors |
| Ilgtermiņa | 8 711 | 0 | 0 | 0 | 0 | 0 | 0 | 0 | Long-term |
| Īstermiņa | 8 712 | 873 991 | 1 152 086 | 1 653 706 | 1 568 684 | 1 544 466 | 1 591 599 | 1 676 116 | Short-term |
| Aizdevumi | 8 714 | 2 198 895 | 2 912 994 | 5 387 095 | 5 579 372 | 4 750 453 | 4 793 468 | 5 180 940 | Loans |
| Centrālā banka | 8 715 | 0 | 0 | 0 | 0 | 0 | 0 | 0 | Central bank |
| Ilgtermiņa | 8 717 | 0 | 0 | 0 | 0 | 0 | 0 | 0 | Long-term |
| Īstermiņa | 8 718 | 0 | 0 | 0 | 0 | 0 | 0 | 0 | Short-term |
| Valdība | 8 719 | 0 | 0 | 0 | 0 | 0 | 0 | 0 | General government |
| Ilgtermiņa | 8 720 | 0 | 0 | 0 | 0 | 0 | 0 | 0 | Long-term |
| Īstermiņa | 8 721 | 0 | 0 | 0 | 0 | 0 | 0 | 0 | Short-term |
| MFI (izņemot centrālo banku) | 8 722 | 1 978 303 | 2 567 062 | 4 367 508 | 4 515 406 | 3 792 643 | 3 741 738 | 4 164 040 | MFIs (excl. central bank) |
| Ilgtermiņa | 8 723 | 880 724 | 1 416 272 | 2 085 030 | 2 459 434 | 2 306 121 | 2 330 662 | 2 294 673 | Long-term |
| Īstermiņa | 8 724 | 1 097 578 | 1 150 790 | 2 282 477 | 2 055 972 | 1 486 522 | 1 411 076 | 1 869 367 | Short-term |
| Citi sektori | 8 725 | 220 592 | 345 932 | 1 019 587 | 1 063 965 | 957 810 | 1 051 730 | 1 016 900 | Other sectors |
| Ilgtermiņa | 8 726 | 117 864 | 191 371 | 793 129 | 798 853 | 736 072 | 806 860 | 879 588 | Long-term |
| Īstermiņa | 8 727 | 102 728 | 154 561 | 226 459 | 265 112 | 221 738 | 244 870 | 137 312 | Short-term |

| Postenis | BOPSY | 2005 | 2006 | 2007 | 2008 | 2009 | | | Components |
|--------------------------------------|----------------|-------------------|-------------------|-------------------|-------------------|-------------------|-------------------|-------------------|--|
| | | | | | | I | II | III | |
| Nauda un noguldījumi | 8 730 | 2 560 959 | 3 825 500 | 7 718 090 | 7 629 883 | 7 246 640 | 8 722 218 | 9 251 227 | Currency and deposits |
| Centrālā banka | 8 731 | 0 | 0 | 0 | 0 | 0 | 0 | 0 | Central bank |
| Valdība | 8 732 | 0 | 0 | 34 541 | 2 | 0 | 84 | 52 | General government |
| MFI (izņemot centrālo banku) | 8 733 | 2 210 793 | 2 360 955 | 4 659 486 | 3 185 385 | 2 716 977 | 3 380 312 | 3 259 222 | MFIs (excl. central bank) |
| Citi sektori | 8 734 | 350 166 | 1 464 545 | 3 024 062 | 4 444 497 | 4 529 663 | 5 341 821 | 5 991 953 | Other sectors |
| Citi aktīvi | 8 736 | 146 310 | 177 427 | 197 533 | 237 054 | 228 698 | 251 221 | 271 187 | Other assets |
| Centrālā banka | 8 737 | 4 618 | 5 762 | 6 915 | 6 849 | 6 666 | 7 206 | 6 134 | Central bank |
| Ilgtermiņa | 8 738 | 4 255 | 4 707 | 5 178 | 5 063 | 4 724 | 5 016 | 5 236 | Long-term |
| Īstermiņa | 8 739 | 363 | 1 055 | 1 737 | 1 786 | 1 942 | 2 190 | 898 | Short-term |
| Valdība | 8 740 | 70 207 | 76 577 | 83 528 | 83 531 | 78 435 | 82 654 | 85 821 | General government |
| Ilgtermiņa | 8 741 | 70 207 | 76 577 | 83 528 | 83 531 | 78 435 | 82 654 | 85 821 | Long-term |
| Īstermiņa | 8 742 | 0 | 0 | 0 | 0 | 0 | 0 | 0 | Short-term |
| MFI (izņemot centrālo banku) | 8 743 | 30 777 | 58 291 | 82 355 | 94 475 | 86 117 | 106 587 | 120 848 | MFIs (excl. central bank) |
| Ilgtermiņa | 8 744 | 0 | 0 | 0 | 0 | 0 | 0 | 0 | Long-term |
| Īstermiņa | 8 745 | 30 777 | 58 291 | 82 355 | 94 475 | 86 117 | 106 587 | 120 848 | Short-term |
| Citi sektori | 8 746 | 40 708 | 36 796 | 24 735 | 52 198 | 57 480 | 54 773 | 58 384 | Other sectors |
| Ilgtermiņa | 8 747 | 944 | 1 467 | 7 421 | 8 420 | 10 495 | 13 647 | 14 766 | Long-term |
| Īstermiņa | 8 748 | 39 764 | 35 329 | 17 314 | 43 778 | 46 984 | 41 126 | 43 619 | Short-term |
| REZERVES AKTĪVI | 8 800 | 2 360 577 | 4 509 471 | 5 758 187 | 5 248 324 | 4 409 353 | 3 943 054 | 6 701 780 | RESERVE ASSETS |
| Monetārais zelts | 8 810 | 128 448 | 156 097 | 204 814 | 220 198 | 229 947 | 233 076 | 246 957 | Monetary gold |
| Speciālās aizņēmuma tiesības | 8 820 | 143 | 158 | 172 | 378 | 687 | 643 | 191 933 | Special Drawing Rights |
| Rezerves pozīcija SVF | 8 830 | 79 | 83 | 87 | 85 | 83 | 86 | 88 | Reserve position in the IMF |
| Ārvalstu valūtas | 8 840 | 2 231 906 | 4 353 133 | 5 553 114 | 5 027 663 | 4 178 636 | 3 709 248 | 6 262 802 | Foreign exchange |
| Citas prasības | 8 880 | 0 | 0 | 0 | 0 | 0 | 0 | 0 | Other claims |
| PASĪVI | 8 995 D | 19 096 000 | 29 693 392 | 47 279 148 | 50 326 981 | 45 204 790 | 46 627 548 | 50 702 978 | LIABILITIES |
| TIEŠĀS INVESTĪCIJAS LATVIJĀ | 8 555 | 4 929 089 | 7 476 096 | 10 841 715 | 11 537 452 | 10 466 083 | 11 030 851 | 12 042 084 | DIRECT INVESTMENT IN LATVIA |
| Pašu kapitāls un reinvestētā peļņa | 8 556 | 3 836 215 | 5 790 648 | 8 592 408 | 8 559 114 | 7 546 306 | 7 653 758 | 8 444 731 | Equity capital and reinvested earnings |
| Prasības pret tiešajiem investoriem | 8 557 | -28 452 | -10 897 | -13 573 | -16 996 | -26 909 | -39 735 | -15 081 | Claims on direct investors |
| Saistības pret tiešajiem investoriem | 8 558 | 3 864 667 | 5 801 545 | 8 605 981 | 8 576 110 | 7 573 215 | 7 693 493 | 8 459 812 | Liabilities to direct investors |
| Cits kapitāls | 8 580 | 1 092 875 | 1 685 448 | 2 249 307 | 2 978 338 | 2 919 777 | 3 377 092 | 3 597 353 | Other capital |
| Prasības pret tiešajiem investoriem | 8 585 | -173 557 | -231 790 | -733 052 | -852 266 | -940 394 | -936 961 | -1 019 421 | Claims on direct investors |
| Saistības pret tiešajiem investoriem | 8 590 | 1 266 432 | 1 917 238 | 2 982 359 | 3 830 604 | 3 860 171 | 4 314 053 | 4 616 774 | Liabilities to direct investors |
| PORTFEĻEGULDĪJUMI | 8 652 | 1 118 379 | 1 599 433 | 1 786 978 | 1 735 027 | 1 589 587 | 1 655 467 | 1 713 892 | PORTFOLIO INVESTMENT |
| Kapitāla vērtspapīri | 8 660 | 233 318 | 328 657 | 388 276 | 226 860 | 201 269 | 207 104 | 178 167 | Equity securities |
| MFI (izņemot centrālo banku) | 8 663 | 55 432 | 98 369 | 144 270 | 77 043 | 67 607 | 66 020 | 64 568 | MFIs (excl. central bank) |
| Citi sektori | 8 664 | 177 886 | 230 287 | 244 005 | 149 817 | 133 662 | 141 084 | 113 599 | Other sectors |
| Parāda vērtspapīri | 8 669 | 885 061 | 1 270 777 | 1 398 702 | 1 508 167 | 1 388 318 | 1 448 363 | 1 535 725 | Debt securities |
| Obligācijas un parādzīmes | 8 670 | 884 783 | 1 269 600 | 1 384 630 | 1 504 688 | 1 387 497 | 1 447 637 | 1 534 118 | Bonds and notes |
| Centrālā banka | 8 671 | 0 | 0 | 0 | 0 | 0 | 0 | 0 | Central bank |
| Valdība | 8 672 | 705 570 | 793 619 | 913 801 | 1 191 369 | 1 092 343 | 1 146 961 | 1 216 089 | General government |
| MFI (izņemot centrālo banku) | 8 673 | 179 123 | 462 971 | 448 328 | 293 589 | 276 880 | 282 177 | 298 640 | MFIs (excl. central bank) |
| Citi sektori | 8 674 | 89 | 13 011 | 22 501 | 19 730 | 18 274 | 18 498 | 19 388 | Other sectors |
| Naudas tirgus instrumenti | 8 680 | 279 | 1 176 | 14 072 | 3 479 | 821 | 726 | 1 607 | Money market instruments |
| Centrālā banka | 8 681 | 0 | 0 | 0 | 0 | 0 | 0 | 0 | Central bank |
| Valdība | 8 682 | 0 | 1 023 | 0 | 2 | 0 | 0 | 850 | General government |
| MFI (izņemot centrālo banku) | 8 683 | 0 | 0 | 12 152 | 0 | 0 | 0 | 0 | MFIs (excl. central bank) |
| Citi sektori | 8 684 | 279 | 153 | 1 921 | 3 477 | 821 | 726 | 757 | Other sectors |

| Postenis | BOPSY | 2005 | 2006 | 2007 | 2008 | 2009 | | | Components |
|--|--------------|-------------------|--------------------|--------------------|--------------------|--------------------|--------------------|--------------------|--|
| | | | | | | I | II | III | |
| ATVASINĀTIE FINANŠU INSTRUMENTI | 8 905 | 30 992 | 60 198 | 109 948 | 178 478 | 158 536 | 136 142 | 167 847 | FINANCIAL DERIVATIVES |
| Centrālā banka | 8 906 | 17 188 | 25 068 | 38 996 | 31 617 | 29 567 | 6 842 | 8 825 | Central bank |
| Valdība | 8 907 | 0 | 9 244 | 17 883 | 12 750 | 0 | 0 | 0 | General government |
| MFI (izņemot centrālo banku) | 8 908 | 13 804 | 25 768 | 53 069 | 134 111 | 128 969 | 129 299 | 159 022 | MFIs (excl. central bank) |
| Citi sektori | 8 909 | 0 | 118 | 0 | 0 | 0 | 0 | 0 | Other sectors |
| CITI IEGULDĪJUMI | 8 753 | 13 017 539 | 20 557 665 | 34 540 507 | 36 876 025 | 32 990 584 | 33 805 089 | 36 779 155 | OTHER INVESTMENT |
| Tirdzniecības kredīti, Citi sektori | 8 760 | 1 004 262 | 1 272 463 | 1 796 371 | 1 639 028 | 1 482 324 | 1 577 200 | 1 662 859 | Trade credits, Other sectors |
| Ilgtermiņa | 8 761 | 0 | 0 | 0 | 0 | 0 | 0 | 0 | Long-term |
| Īstermiņa | 8 762 | 1 004 262 | 1 272 463 | 1 796 371 | 1 639 028 | 1 482 324 | 1 577 200 | 1 662 859 | Short-term |
| Aizņēmumi | 8 764 | 7 618 280 | 14 204 338 | 23 917 844 | 28 642 332 | 26 471 383 | 27 494 005 | 30 414 545 | Loans |
| Centrālā banka | 8 765 | 0 | 0 | 0 | 250 411 | 0 | 0 | 0 | Central bank |
| SVF kredītu un aizdevumu izmantošana | 8 766 | 0 | 0 | 0 | 0 | 0 | 0 | 0 | Use of IMF credit and loans |
| Citi ilgtermiņa | 8 767 | 0 | 0 | 0 | 0 | 0 | 0 | 0 | Other long-term |
| Īstermiņa | 8 768 | 0 | 0 | 0 | 250 411 | 0 | 0 | 0 | Short-term |
| Valdība | 8 769 | 264 476 | 355 231 | 601 218 | 1 565 917 | 2 962 172 | 3 148 705 | 5 296 833 | General government |
| SVF kredītu un aizdevumu izmantošana | 8 770 A | 0 | 0 | 0 | 0 | 799 996 | 830 265 | 1 128 683 | Use of IMF credit and loans |
| Ilgtermiņa | 8 770 | 264 476 | 355 231 | 564 916 | 1 565 917 | 2 162 175 | 2 318 440 | 4 168 149 | Long-term |
| Īstermiņa | 8 771 | 0 | 0 | 36 302 | 0 | 0 | 0 | 0 | Short-term |
| MFI (izņemot centrālo banku) | 8 772 | 5 800 304 | 10 950 205 | 17 373 594 | 20 282 085 | 17 323 319 | 17 794 751 | 18 356 289 | MFIs (excl. central bank) |
| Ilgtermiņa | 8 773 | 3 803 811 | 7 109 893 | 11 756 884 | 15 216 528 | 13 629 552 | 14 523 012 | 15 033 842 | Long-term |
| Īstermiņa | 8 774 | 1 996 493 | 3 840 311 | 5 616 709 | 5 065 557 | 3 693 768 | 3 271 739 | 3 322 447 | Short-term |
| Citi sektori | 8 775 | 1 553 500 | 2 898 902 | 5 943 032 | 6 543 920 | 6 185 892 | 6 550 549 | 6 761 423 | Other sectors |
| Ilgtermiņa | 8 776 | 1 424 205 | 2 576 859 | 5 493 972 | 5 931 420 | 5 698 395 | 6 118 949 | 6 287 713 | Long-term |
| Īstermiņa | 8 777 | 129 295 | 322 043 | 449 060 | 612 500 | 487 497 | 431 599 | 473 710 | Short-term |
| Nauda un noguldījumi | 8 780 | 4 262 619 | 4 862 568 | 8 381 402 | 6 105 240 | 4 660 674 | 4 319 105 | 4 222 347 | Currency and deposits |
| Centrālā banka | 8 781 | 8 307 | 42 826 | 23 582 | 526 874 | 14 617 | 25 087 | 23 773 | Central bank |
| MFI (izņemot centrālo banku) | 8 783 | 4 254 312 | 4 819 742 | 8 357 820 | 5 578 366 | 4 646 057 | 4 294 018 | 4 198 573 | MFIs (excl. central bank) |
| Citi pasīvi | 8 786 | 132 378 | 218 297 | 444 891 | 489 425 | 376 202 | 414 780 | 479 405 | Other liabilities |
| Centrālā banka | 8 787 | 342 | 413 | 585 | 2 996 | 635 | 1 749 | 5 356 | Central bank |
| Ilgtermiņa | 8 788 | 0 | 0 | 0 | 0 | 0 | 0 | 0 | Long-term |
| Īstermiņa | 8 789 | 342 | 413 | 585 | 2 996 | 635 | 1 749 | 5 356 | Short-term |
| Valdība | 8 790 | 43 026 | 41 261 | 33 796 | 21 635 | 25 402 | 42 048 | 69 371 | General government |
| Ilgtermiņa | 8 791 | 43 026 | 41 261 | 33 796 | 21 635 | 12 206 | 12 962 | 11 596 | Long-term |
| Īstermiņa | 8 792 | 0 | 0 | 0 | 0 | 13 195 | 29 086 | 57 775 | Short-term |
| MFI (izņemot centrālo banku) | 8 793 | 38 022 | 100 113 | 170 527 | 181 046 | 132 776 | 136 862 | 158 341 | MFIs (excl. central bank) |
| Ilgtermiņa | 8 794 | 0 | 0 | 0 | 0 | 0 | 0 | 0 | Long-term |
| Īstermiņa | 8 795 | 38 022 | 100 113 | 170 527 | 181 046 | 132 776 | 136 862 | 158 341 | Short-term |
| Citi sektori | 8 796 | 50 987 | 76 510 | 239 983 | 283 748 | 217 389 | 234 121 | 246 337 | Other sectors |
| Ilgtermiņa | 8 797 | 0 | 0 | 0 | 0 | 0 | 0 | 0 | Long-term |
| Īstermiņa | 8 798 | 50 987 | 76 510 | 239 983 | 283 748 | 217 389 | 234 121 | 246 337 | Short-term |
| STARPTAUTISKO INVESTĪCIJU BILANCE (SALDO) | 8 995 | -9 050 892 | -14 519 010 | -22 731 313 | -25 674 383 | -23 119 375 | -23 477 000 | -23 599 326 | NET INTERNATIONAL INVESTMENT POSITION |

6.3. LATVIJAS STARPTAUTISKO INVESTĪCIJU BILANCE (ATLIKUMA PĀRMAIŅAS; 2008. GADS)
LATVIA'S INTERNATIONAL INVESTMENT POSITION (CHANGES IN POSITION; 2008)

(tūkst. latu)
(in thousands of lats)

| Postenis | BOPSY | Atlikums perioda sākumā Opening position | Atlikuma pārmaiņas Changes in position | | | | Atlikums perioda beigās Closing position | Components | |
|---|---------------|---|---|---------------------------------|---|--------------------------------------|---|-------------------|--|
| | | | Neto darījumi Net flows | Cenu pārmaiņas Price changes | Valūtas kursu svārstības Exchange rate changes | Citas pārmaiņas Other adjustments | | | |
| AKTĪVI | 8 995C | 11 881 152 | -271 384 | 218 800 | 133 040 | 241 428 | 321 884 | 12 203 036 | ASSETS |
| TIEŠĀS INVESTĪCIJAS ĀRVALSTĪS | 8 505 | 448 065 | 116 866 | -45 443 | 845 | 1 302 | 73 570 | 521 635 | DIRECT INVESTMENT ABROAD |
| Pašu kapitāls un reinvestētā peļņa | 8 506 | 303 011 | 78 935 | -45 443 | 570 | 2 302 | 36 363 | 339 375 | Equity capital and reinvested earnings |
| Prasības pret tiešo investīciju uzņēmumiem | 8 507 | 303 027 | 79 171 | -45 291 | 570 | 2 319 | 36 770 | 339 796 | Claims on affiliated enterprises |
| Saistības pret tiešo investīciju uzņēmumiem | 8 508 | -16 | -236 | -153 | 0 | -18 | -406 | -422 | Liabilities to affiliated enterprises |
| Cits kapitāls | 8 530 | 145 053 | 37 932 | 0 | 275 | -1 000 | 37 207 | 182 260 | Other capital |
| Prasības pret tiešo investīciju uzņēmumiem | 8 535 | 166 473 | 33 163 | 0 | 170 | 3 577 | 36 910 | 203 383 | Claims on affiliated enterprises |
| Saistības pret tiešo investīciju uzņēmumiem | 8 540 | -21 419 | 4 768 | 0 | 105 | -4 577 | 296 | -21 123 | Liabilities to affiliated enterprises |
| PORTFEĻĒGULDĪJUMI | 8 602 | 1 358 511 | -136 461 | -46 127 | 14 517 | 254 950 | 86 880 | 1 445 391 | PORTFOLIO INVESTMENT |
| Kapitāla vērtspapīri | 8 610 | 256 390 | -210 637 | -17 067 | -1 212 | 230 857 | 1 941 | 258 331 | Equity securities |
| Centrālā banka | 8 611 | 0 | 0 | 0 | 0 | 0 | 0 | 0 | Central bank |
| Valdība | 8 612 | 0 | 0 | 0 | 0 | 0 | 0 | 0 | General government |
| MFI (izņemot centrālo banku) | 8 613 | 51 395 | -6 085 | -14 746 | 179 | 0 | -20 652 | 30 743 | MFIs (excl. central bank) |
| Citi sektori | 8 614 | 204 995 | -204 552 | -2 321 | -1 391 | 230 857 | 22 593 | 227 588 | Other sectors |
| Parāda vērtspapīri | 8 619 | 1 102 120 | 74 176 | -29 060 | 15 729 | 24 094 | 84 939 | 1 187 059 | Debt securities |
| Obligācijas un parādzīmes | 8 620 | 1 066 757 | 64 310 | -30 162 | 15 594 | 22 576 | 72 318 | 1 139 076 | Bonds and notes |
| Centrālā banka | 8 621 | 0 | 0 | 0 | 0 | 0 | 0 | 0 | Central bank |
| Valdība | 8 622 | 0 | 0 | 0 | 0 | 0 | 0 | 0 | General government |
| MFI (izņemot centrālo banku) | 8 623 | 900 993 | -7 129 | -30 061 | 10 543 | 0 | -26 648 | 874 345 | MFIs (excl. central bank) |
| Citi sektori | 8 624 | 165 765 | 71 440 | -100 | 5 050 | 22 576 | 98 966 | 264 731 | Other sectors |
| Naudas tirgus instrumenti | 8 630 | 35 363 | 9 866 | 1 102 | 135 | 1 517 | 12 620 | 47 983 | Money market instruments |
| Centrālā banka | 8 631 | 0 | 0 | 0 | 0 | 0 | 0 | 0 | Central bank |
| Valdība | 8 632 | 0 | 0 | 0 | 0 | 0 | 0 | 0 | General government |
| MFI (izņemot centrālo banku) | 8 633 | 19 216 | -7 421 | 988 | 142 | 0 | -6 291 | 12 925 | MFIs (excl. central bank) |
| Citi sektori | 8 634 | 16 147 | 17 287 | 114 | -7 | 1 517 | 18 912 | 35 058 | Other sectors |
| ATVASINĀTIE FINANŠU INSTRUMENTI | 8 900 | 48 705 | -152 625 | 305 882 | -35 | 3 742 | 156 963 | 205 668 | FINANCIAL DERIVATIVES |
| Centrālā banka | 8 901 | 16 523 | -183 749 | 300 474 | -122 | 0 | 116 603 | 133 126 | Central bank |
| Valdība | 8 902 | 532 | -1 383 | 5 408 | 0 | 0 | 4 025 | 4 557 | General government |
| MFI (izņemot centrālo banku) | 8 903 | 25 155 | 29 737 | 0 | 95 | 0 | 29 832 | 54 987 | MFIs (excl. central bank) |
| Citi sektori | 8 904 | 6 495 | 2 770 | 0 | -9 | 3 742 | 6 502 | 12 997 | Other sectors |
| CITI ĪEGULDĪJUMI | 8 703 | 7 238 909 | 221 007 | 0 | -8 929 | -18 565 | 193 513 | 7 432 422 | OTHER INVESTMENT |
| Tirdzniecības kredīti, Citi sektori | 8 710 | 800 394 | -18 803 | 0 | -1 113 | -3 979 | -23 895 | 776 499 | Trade credits, Other sectors |
| Īltermiņa | 8 711 | 0 | 0 | 0 | 0 | 0 | 0 | 0 | Long-term |
| Īstermiņa | 8 712 | 800 394 | -18 803 | 0 | -1 113 | -3 979 | -23 895 | 776 499 | Short-term |
| Aizdevumi | 8 714 | 2 607 354 | 131 287 | 0 | 39 231 | -16 083 | 154 435 | 2 761 789 | Loans |
| Centrālā banka | 8 715 | 0 | 0 | 0 | 0 | 0 | 0 | 0 | Central bank |
| Īltermiņa | 8 717 | 0 | 0 | 0 | 0 | 0 | 0 | 0 | Long-term |
| Īstermiņa | 8 718 | 0 | 0 | 0 | 0 | 0 | 0 | 0 | Short-term |

(turpinājums)

(cont.)

| Postenis | BOPSY | Atlikums perioda sākumā Opening position | Atlikuma pārmaiņas Changes in position | | | | Atlikums perioda beigās Closing position | Components | |
|--------------------------------------|---------------|--|---|---------------------------------------|---|--|--|--------------------|--|
| | | | Neto darījumi Net flows | Cenu pārmaiņas Price changes | Valūtas kursu svārstības Exchange rate changes | Citas pārmaiņas Other adjustments | | | |
| Valdība | 8 719 | 0 | 0 | 0 | 0 | 0 | 0 | General government | |
| Ilgtermiņa | 8 720 | 0 | 0 | 0 | 0 | 0 | 0 | Long-term | |
| Īstermiņa | 8 721 | 0 | 0 | 0 | 0 | 0 | 0 | Short-term | |
| MFI (izņemot centrālo banku) | 8 722 | 2 113 874 | 85 662 | 0 | 39 165 | -3 574 | 121 253 | 2 235 126 | MFI (excl. central bank) |
| Ilgtermiņa | 8 723 | 1 009 155 | 191 293 | 0 | 20 385 | -3 413 | 208 265 | 1 217 420 | Long-term |
| Īstermiņa | 8 724 | 1 104 719 | -105 631 | 0 | 18 779 | -161 | -87 013 | 1 017 706 | Short-term |
| Citi sektori | 8 725 | 493 480 | 45 624 | 0 | 66 | -12 508 | 33 183 | 526 663 | Other sectors |
| Ilgtermiņa | 8 726 | 383 874 | 15 364 | 0 | 515 | -4 321 | 11 558 | 395 432 | Long-term |
| Īstermiņa | 8 727 | 109 606 | 30 261 | 0 | -449 | -8 187 | 21 625 | 131 231 | Short-term |
| Nauda un noguldījumi | 8 730 | 3 735 555 | 91 437 | 0 | -48 593 | -1 607 | 41 237 | 3 776 792 | Currency and deposits |
| Centrālā banka | 8 731 | 0 | 0 | 0 | 0 | 0 | 0 | 0 | Central bank |
| Valdība | 8 732 | 16 718 | -16 687 | 0 | -30 | 0 | -16 717 | 1 | General government |
| MFI (izņemot centrālo banku) | 8 733 | 2 255 191 | -628 411 | 0 | -50 009 | -6 | -678 426 | 1 576 765 | MFI (excl. central bank) |
| Citi sektori | 8 734 | 1 463 646 | 736 535 | 0 | 1 446 | -1 602 | 736 380 | 2 200 026 | Other sectors |
| Citi aktīvi | 8 736 | 95 606 | 17 086 | 0 | 1 546 | 3 104 | 21 736 | 117 342 | Other assets |
| Centrālā banka | 8 737 | 3 347 | 45 | 0 | -1 | 0 | 44 | 3 390 | Central bank |
| Ilgtermiņa | 8 738 | 2 506 | 0 | 0 | 0 | 0 | 0 | 2 506 | Long-term |
| Īstermiņa | 8 739 | 841 | 45 | 0 | -1 | 0 | 44 | 884 | Short-term |
| Valdība | 8 740 | 40 427 | 0 | 0 | 0 | 921 | 921 | 41 348 | General government |
| Ilgtermiņa | 8 741 | 40 427 | 0 | 0 | 0 | 921 | 921 | 41 348 | Long-term |
| Īstermiņa | 8 742 | 0 | 0 | 0 | 0 | 0 | 0 | 0 | Short-term |
| MFI (izņemot centrālo banku) | 8 743 | 39 860 | 5 547 | 0 | 1 358 | 0 | 6 905 | 46 765 | MFI (excl. central bank) |
| Ilgtermiņa | 8 744 | 0 | 0 | 0 | 0 | 0 | 0 | 0 | Long-term |
| Īstermiņa | 8 745 | 39 860 | 5 547 | 0 | 1 358 | 0 | 6 905 | 46 765 | Short-term |
| Citi sektori | 8 746 | 11 972 | 11 494 | 0 | 190 | 2 183 | 13 867 | 25 838 | Other sectors |
| Ilgtermiņa | 8 747 | 3 592 | 561 | 0 | 0 | 15 | 576 | 4 168 | Long-term |
| Īstermiņa | 8 748 | 8 380 | 10 933 | 0 | 190 | 2 168 | 13 290 | 21 670 | Short-term |
| REZERVES AKTĪVI | 8 800 | 2 786 962 | -320 172 | 4 488 | 126 642 | 0 | -189 042 | 2 597 920 | RESERVE ASSETS |
| Monetārais zelts | 8 810 | 99 130 | 2 | 0 | 9 866 | 0 | 9 868 | 108 998 | Monetary gold |
| Speciālās aizņēmuma tiesības | 8 820 | 83 | 107 | 0 | -3 | 0 | 104 | 187 | Special Drawing Rights |
| Rezerves pozīcija SVF | 8 830 | 42 | 0 | 0 | 0 | 0 | 0 | 42 | Reserve position in the IMF |
| Ārvalstu valūtas | 8 840 | 2 687 707 | -320 282 | 4 488 | 116 780 | 0 | -199 014 | 2 488 693 | Foreign exchange |
| Citas prasības | 8 880 | 0 | 0 | 0 | 0 | 0 | 0 | 0 | Other claims |
| PASĪVI | 8 995D | 22 883 108 | 1 893 374 | 27 662 | 97 084 | 10 628 | 2 028 748 | 24 911 856 | LIABILITIES |
| TIEŠĀS INVESTĪCIJAS LATVIJĀ | 8 555 | 5 247 390 | 606 497 | -170 770 | 2 766 | 25 156 | 463 648 | 5 711 039 | DIRECT INVESTMENT IN LATVIA |
| Pašu kapitāls un reinvestētā peļņa | 8 556 | 4 158 726 | 248 406 | -170 770 | 0 | 400 | 78 036 | 4 236 761 | Equity capital and reinvested earnings |
| Prasības pret tiešajiem investoriem | 8 557 | -6 569 | -1 289 | 0 | 0 | -555 | -1 844 | -8 413 | Claims on direct investors |
| Saistības pret tiešajiem investoriem | 8 558 | 4 165 295 | 249 695 | -170 770 | 0 | 955 | 79 880 | 4 245 174 | Liabilities to direct investors |
| Cits kapitāls | 8 580 | 1 088 664 | 358 091 | 0 | 2 766 | 24 756 | 385 613 | 1 474 277 | Other capital |
| Prasības pret tiešajiem investoriem | 8 585 | -354 797 | -35 783 | 0 | -2 426 | -28 865 | -67 075 | -421 872 | Claims on direct investors |
| Saistības pret tiešajiem investoriem | 8 590 | 1 443 462 | 393 874 | 0 | 5 192 | 53 621 | 452 687 | 1 896 149 | Liabilities to direct investors |
| PORTFEĻGULDĪJUMI | 8 652 | 864 897 | 41 718 | -40 916 | -376 | -6 485 | -6 059 | 858 838 | PORTFOLIO INVESTMENT |
| Kapitāla vērtspapīri | 8 660 | 187 926 | -26 042 | -40 916 | -24 | -8 649 | -75 630 | 112 296 | Equity securities |
| MFI (izņemot centrālo banku) | 8 663 | 69 827 | -17 987 | -10 717 | 0 | -2 986 | -31 691 | 38 136 | MFI (excl. central bank) |

(turpinājums)

(cont.)

| Postenis | BOPSY | Atlikums perioda sākumā Opening position | Atlikuma pārmaiņas Changes in position | | | | Atlikums perioda beigās Closing position | Components | |
|--------------------------------------|---------|--|---|---------------------------------------|---|--|--|------------|------------------------------|
| | | | Neto darījumi Net flows | Cenu pārmaiņas Price changes | Valūtas kursu svārstības Exchange rate changes | Citas pārmaiņas Other adjustments | | | |
| Citi sektori | 8 664 | 118 099 | -8 054 | -30 198 | -24 | -5 663 | -43 939 | 74 159 | Other sectors |
| Parāda vērtspapīri | 8 669 | 676 972 | 67 760 | 0 | -352 | 2 164 | 69 571 | 746 543 | Debt securities |
| Obligācijas un parādzīmes | 8 670 | 670 161 | 74 259 | 0 | 7 | 394 | 74 660 | 744 820 | Bonds and notes |
| Centrālā banka | 8 671 | 0 | 0 | 0 | 0 | 0 | 0 | 0 | Central bank |
| Valdība | 8 672 | 442 279 | 147 448 | 0 | 0 | 0 | 147 448 | 589 728 | General government |
| MFI (izņemot centrālo banku) | 8 673 | 216 991 | -71 680 | 0 | 15 | 0 | -71 664 | 145 327 | MFIs (excl. central bank) |
| Citi sektori | 8 674 | 10 891 | -1 510 | 0 | -8 | 394 | -1 124 | 9 766 | Other sectors |
| Naudas tirgus instrumenti | 8 680 | 6 811 | -6 499 | 0 | -360 | 1 770 | -5 089 | 1 722 | Money market instruments |
| Centrālā banka | 8 681 | 0 | 0 | 0 | 0 | 0 | 0 | 0 | Central bank |
| Valdība | 8 682 | 0 | 1 | 0 | 0 | 0 | 1 | 1 | General government |
| MFI (izņemot centrālo banku) | 8 683 | 5 881 | -5 527 | 0 | -354 | 0 | -5 881 | 0 | MFIs (excl. central bank) |
| Citi sektori | 8 684 | 930 | -973 | 0 | -5 | 1 770 | 792 | 1 721 | Other sectors |
| ATVASINĀTIE FINANŠU INSTRUMENTI | 8 905 | 53 215 | -202 667 | 239 347 | -1 548 | 0 | 35 132 | 88 347 | FINANCIAL DERIVATIVES |
| Centrālā banka | 8 906 | 18 874 | -243 692 | 240 569 | -101 | 0 | -3 224 | 15 650 | Central bank |
| Valdība | 8 907 | 8 655 | -1 122 | -1 222 | 0 | 0 | -2 344 | 6 311 | General government |
| MFI (izņemot centrālo banku) | 8 908 | 25 685 | 42 146 | 0 | -1 447 | 0 | 40 700 | 66 385 | MFIs (excl. central bank) |
| Citi sektori | 8 909 | 0 | 0 | 0 | 0 | 0 | 0 | 0 | Other sectors |
| CITI IEGULDĪJUMI | 8 753 | 16 717 605 | 1 447 826 | 0 | 96 243 | -8 042 | 1 536 027 | 18 253 632 | OTHER INVESTMENT |
| Tirdzniecības kredīti, Citi sektori | 8 760 | 869 444 | -47 062 | 0 | -1 442 | -9 622 | -58 125 | 811 319 | Trade credits, Other sectors |
| Ilgtermiņa | 8 761 | 0 | 0 | 0 | 0 | 0 | 0 | 0 | Long-term |
| Īstermiņa | 8 762 | 869 444 | -47 062 | 0 | -1 442 | -9 622 | -58 125 | 811 319 | Short-term |
| Aizņēmumi | 8 764 | 11 576 236 | 2 547 126 | 0 | 72 733 | -18 141 | 2 601 718 | 14 177 954 | Loans |
| Centrālā banka | 8 765 | 0 | 124 227 | 0 | -274 | 0 | 123 953 | 123 953 | Central bank |
| SVF kredītu un aizdevumu izmantošana | 8 766 | 0 | 0 | 0 | 0 | 0 | 0 | 0 | Use of IMF credit and loans |
| Citi ilgtermiņa | 8 767 | 0 | 0 | 0 | 0 | 0 | 0 | 0 | Other long-term |
| Īstermiņa | 8 768 | 0 | 124 227 | 0 | -274 | 0 | 123 953 | 123 953 | Short-term |
| Valdība | 8 769 | 290 989 | 488 931 | 0 | -4 771 | -21 | 484 140 | 775 129 | General government |
| SVF kredītu un aizdevumu izmantošana | 8 770 A | 0 | 0 | 0 | 0 | 0 | 0 | 0 | Use of IMF credit and loans |
| Ilgtermiņa | 8 770 | 273 419 | 506 501 | 0 | -4 771 | -21 | 501 710 | 775 129 | Long-term |
| Īstermiņa | 8 771 | 17 570 | -17 570 | 0 | 0 | 0 | -17 570 | 0 | Short-term |
| MFI (izņemot centrālo banku) | 8 772 | 8 408 819 | 1 561 234 | 0 | 69 579 | 0 | 1 630 813 | 10 039 632 | MFIs (excl. central bank) |
| Ilgtermiņa | 8 773 | 5 690 332 | 1 835 849 | 0 | 6 001 | 0 | 1 841 849 | 7 532 181 | Long-term |
| Īstermiņa | 8 774 | 2 718 487 | -274 615 | 0 | 63 578 | 0 | -211 037 | 2 507 451 | Short-term |
| Citi sektori | 8 775 | 2 876 428 | 372 734 | 0 | 8 199 | -18 120 | 362 813 | 3 239 240 | Other sectors |
| Ilgtermiņa | 8 776 | 2 659 082 | 276 045 | 0 | 7 256 | -6 330 | 276 971 | 2 936 053 | Long-term |
| Īstermiņa | 8 777 | 217 345 | 96 689 | 0 | 943 | -11 790 | 85 842 | 303 187 | Short-term |
| Nauda un noguldījumi | 8 780 | 4 056 598 | -1 056 485 | 0 | 21 986 | -5 | -1 034 505 | 3 022 094 | Currency and deposits |
| Centrālā banka | 8 781 | 11 413 | 249 502 | 0 | -113 | 0 | 249 389 | 260 802 | Central bank |
| MFI (izņemot centrālo banku) | 8 783 | 4 045 185 | -1 305 987 | 0 | 22 098 | -5 | -1 283 894 | 2 761 291 | MFIs (excl. central bank) |

(turpinājums)

(cont.)

| Postenis | BOPSY | Atlikums perioda sākumā Opening position | Atlikuma pārmaiņas Changes in position | | | | Atlikums perioda beigās Closing position | Components | |
|--|--------------|--|---|---------------------------------------|---|--|--|--------------------|--|
| | | | Neto darījumi Net flows | Cenu pārmaiņas Price changes | Valūtas kursu svārstības Exchange rate changes | Citas pārmaiņas Other adjustments | | | |
| Citi pasīvi | 8 786 | 215 327 | 4 247 | 0 | 2 966 | 19 726 | 26 938 | 242 265 | Other liabilities |
| Centrālā banka | 8 787 | 283 | 1 224 | 0 | -24 | 0 | 1 200 | 1 483 | Central bank |
| Ilgtermiņa | 8 788 | 0 | 0 | 0 | 0 | 0 | 0 | 0 | Long-term |
| Īstermiņa | 8 789 | 283 | 1 224 | 0 | -24 | 0 | 1 200 | 1 483 | Short-term |
| Valdība | 8 790 | 16 357 | -5 648 | 0 | 0 | 0 | -5 648 | 10 709 | General government |
| Ilgtermiņa | 8 791 | 16 357 | -5 648 | 0 | 0 | 0 | -5 648 | 10 709 | Long-term |
| Īstermiņa | 8 792 | 0 | 0 | 0 | 0 | 0 | 0 | 0 | Short-term |
| MFI (izņemot centrālo banku) | 8 793 | 82 535 | 4 007 | 0 | 3 075 | 0 | 7 083 | 89 618 | MFIs (excl. central bank) |
| Ilgtermiņa | 8 794 | 0 | 0 | 0 | 0 | 0 | 0 | 0 | Long-term |
| Īstermiņa | 8 795 | 82 535 | 4 007 | 0 | 3 075 | 0 | 7 083 | 89 618 | Short-term |
| Citi sektori | 8 796 | 116 152 | 4 664 | 0 | -86 | 19 726 | 24 304 | 140 455 | Other sectors |
| Ilgtermiņa | 8 797 | 0 | 0 | 0 | 0 | 0 | 0 | 0 | Long-term |
| Īstermiņa | 8 798 | 116 152 | 4 664 | 0 | -86 | 19 726 | 24 304 | 140 455 | Short-term |
| STARPTAUTISKO INVESTĪCIJU BILANCE (SALDO) | 8 995 | -11 001 956 | -2 164 758 | 191 138 | 35 956 | 230 800 | -1 706 864 | -12 708 820 | NET INTERNATIONAL INVESTMENT POSITION |

6.4. LATVIJAS STARPTAUTISKO INVESTĪCIJU BILANCE (ATLIKUMA PĀRMAIŅAS; 2009. GADA 1.–3. CET.)
LATVIA'S INTERNATIONAL INVESTMENT POSITION (CHANGES IN POSITION; Q1–Q3 2009)

(tūkst. latu)
(in thousands of lats)

| Postenis | BOPSY | Atlikums perioda sākumā Opening position | Atlikuma pārmaiņas Changes in position | | | | Atlikums perioda beigās Closing position | Components | |
|---|---------------|---|---|---------------------------------|---|--------------------------------------|---|-------------------|--|
| | | | Neto darījumi Net flows | Cenu pārmaiņas Price changes | Valūtas kursu svārstības Exchange rate changes | Citas pārmaiņas Other adjustments | | | |
| AKTĪVI | 8 995C | 12 203 036 | 477 579 | 250 814 | -65 264 | 143 588 | 806 717 | 13 009 753 | ASSETS |
| TIEŠĀS INVESTĪCIJAS ĀRVALSTĪS | 8 505 | 521 635 | -31 875 | 360 | -609 | -17 657 | -49 781 | 471 854 | DIRECT INVESTMENT ABROAD |
| Pašu kapitāls un reinvestētā peļņa | 8 506 | 339 375 | 4 540 | 360 | -168 | -27 029 | -22 297 | 317 078 | Equity capital and reinvested earnings |
| Prasības pret tiešo investīciju uzņēmumiem | 8 507 | 339 796 | 4 540 | 356 | -168 | -27 411 | -22 683 | 317 113 | Claims on affiliated enterprises |
| Saistības pret tiešo investīciju uzņēmumiem | 8 508 | -422 | 0 | 4 | 0 | 382 | 387 | -35 | Liabilities to affiliated enterprises |
| Cits kapitāls | 8 530 | 182 260 | -36 416 | 0 | -441 | 9 372 | -27 484 | 154 776 | Other capital |
| Prasības pret tiešo investīciju uzņēmumiem | 8 535 | 203 383 | -39 963 | 0 | -463 | 5 257 | -35 169 | 168 214 | Claims on affiliated enterprises |
| Saistības pret tiešo investīciju uzņēmumiem | 8 540 | -21 123 | 3 548 | 0 | 22 | 4 115 | 7 685 | -13 438 | Liabilities to affiliated enterprises |
| PORTFELĒGULDĪJUMI | 8 602 | 1 445 391 | -124 428 | 50 234 | -15 979 | 17 659 | -72 515 | 1 372 876 | PORTFOLIO INVESTMENT |
| Kapitāla vērtspapīri | 8 610 | 258 331 | -1 510 | 6 410 | -1 514 | -5 489 | -2 103 | 256 228 | Equity securities |
| Centrālā banka | 8 611 | 0 | 0 | 0 | 0 | 0 | 0 | 0 | Central bank |
| Valdība | 8 612 | 0 | 0 | 0 | 0 | 0 | 0 | 0 | General government |
| MFI (izņemot centrālo banku) | 8 613 | 30 743 | -3 464 | 5 527 | -1 366 | 0 | 697 | 31 440 | MFIs (excl. central bank) |
| Citi sektori | 8 614 | 227 588 | 1 954 | 882 | -148 | -5 489 | -2 800 | 224 788 | Other sectors |
| Parāda vērtspapīri | 8 619 | 1 187 059 | -122 919 | 43 824 | -14 464 | 23 148 | -70 412 | 1 116 648 | Debt securities |
| Obligācijas un parādzīmes | 8 620 | 1 139 076 | -133 757 | 43 756 | -12 102 | 22 428 | -79 674 | 1 059 402 | Bonds and notes |
| Centrālā banka | 8 621 | 0 | 0 | 0 | 0 | 0 | 0 | 0 | Central bank |
| Valdība | 8 622 | 0 | 0 | 0 | 0 | 0 | 0 | 0 | General government |
| MFI (izņemot centrālo banku) | 8 623 | 874 345 | -133 802 | 42 674 | -11 630 | 0 | -102 758 | 771 587 | MFIs (excl. central bank) |
| Citi sektori | 8 624 | 264 731 | 44 | 1 082 | -471 | 22 428 | 23 084 | 287 814 | Other sectors |
| Naudas tirgus instrumenti | 8 630 | 47 983 | 10 839 | 67 | -2 363 | 719 | 9 262 | 57 246 | Money market instruments |
| Centrālā banka | 8 631 | 0 | 0 | 0 | 0 | 0 | 0 | 0 | Central bank |
| Valdība | 8 632 | 0 | 0 | 0 | 0 | 0 | 0 | 0 | General government |
| MFI (izņemot centrālo banku) | 8 633 | 12 925 | 10 232 | 135 | -2 154 | 0 | 8 213 | 21 139 | MFIs (excl. central bank) |
| Citi sektori | 8 634 | 35 058 | 607 | -67 | -209 | 719 | 1 049 | 36 107 | Other sectors |
| ATVASINĀTIE FINANŠU INSTRUMENTI | 8 900 | 205 668 | -303 865 | 183 373 | 178 | 668 | -119 645 | 86 023 | FINANCIAL DERIVATIVES |
| Centrālā banka | 8 901 | 133 126 | -294 850 | 169 609 | 154 | 0 | -125 087 | 8 039 | Central bank |
| Valdība | 8 902 | 4 557 | 0 | 13 764 | 0 | 0 | 13 764 | 18 321 | General government |
| MFI (izņemot centrālo banku) | 8 903 | 54 987 | -15 447 | 0 | 25 | 0 | -15 423 | 39 565 | MFIs (excl. central bank) |
| Citi sektori | 8 904 | 12 997 | 6 433 | 0 | 0 | 668 | 7 101 | 20 099 | Other sectors |
| CITI IEGULDĪJUMI | 8 703 | 7 432 422 | 418 662 | 0 | -39 029 | 50 091 | 429 724 | 7 862 145 | OTHER INVESTMENT |
| Tirdzniecības kredīti, Citi sektori | 8 710 | 776 499 | -38 787 | 0 | -3 018 | 69 841 | 28 037 | 804 536 | Trade credits, Other sectors |
| Ilgtermiņa | 8 711 | 0 | 0 | 0 | 0 | 0 | 0 | 0 | Long-term |
| Īstermiņa | 8 712 | 776 499 | -38 787 | 0 | -3 018 | 69 841 | 28 037 | 804 536 | Short-term |
| Aizdevumi | 8 714 | 2 761 789 | -211 980 | 0 | -22 059 | -40 899 | -274 938 | 2 486 851 | Loans |
| Centrālā banka | 8 715 | 0 | 0 | 0 | 0 | 0 | 0 | 0 | Central bank |
| Ilgtermiņa | 8 717 | 0 | 0 | 0 | 0 | 0 | 0 | 0 | Long-term |
| Īstermiņa | 8 718 | 0 | 0 | 0 | 0 | 0 | 0 | 0 | Short-term |

(turpinājums)

(cont.)

| Postenis | BOPSY | Atlikums perioda sākumā Opening position | Atlikuma pārmaiņas Changes in position | | | | | Atlikums perioda beigās Closing position | Components |
|--------------------------------------|---------------|--|---|---------------------------------------|---|--|-----------------|--|--|
| | | | Neto darījumi Net flows | Cenu pārmaiņas Price changes | Valūtas kursu svārstības Exchange rate changes | Citas pārmaiņas Other adjustments | | | |
| Valdība | 8 719 | 0 | 0 | 0 | 0 | 0 | 0 | 0 | General government |
| Ilgtermiņa | 8 720 | 0 | 0 | 0 | 0 | 0 | 0 | 0 | Long-term |
| Īstermiņa | 8 721 | 0 | 0 | 0 | 0 | 0 | 0 | 0 | Short-term |
| MFI (izņemot centrālo banku) | 8 722 | 2 235 126 | -214 377 | 0 | -20 221 | -1 789 | -236 387 | 1 998 739 | MFI (excl. central bank) |
| Ilgtermiņa | 8 723 | 1 217 420 | -99 495 | 0 | -15 597 | -885 | -115 977 | 1 101 443 | Long-term |
| Īstermiņa | 8 724 | 1 017 706 | -114 882 | 0 | -4 624 | -904 | -120 410 | 897 296 | Short-term |
| Citi sektori | 8 725 | 526 663 | 2 396 | 0 | -1 837 | -39 110 | -38 551 | 488 112 | Other sectors |
| Ilgtermiņa | 8 726 | 395 432 | 5 708 | 0 | -1 660 | 22 722 | 26 770 | 422 202 | Long-term |
| Īstermiņa | 8 727 | 131 231 | -3 312 | 0 | -177 | -61 832 | -65 321 | 65 910 | Short-term |
| Nauda un noguldījumi | 8 730 | 3 776 792 | 668 814 | 0 | -11 895 | 6 877 | 663 797 | 4 440 589 | Currency and deposits |
| Centrālā banka | 8 731 | 0 | 0 | 0 | 0 | 0 | 0 | 0 | Central bank |
| Valdība | 8 732 | 1 | 24 | 0 | 0 | 0 | 24 | 25 | General government |
| MFI (izņemot centrālo banku) | 8 733 | 1 576 765 | -2 282 | 0 | -10 057 | 0 | -12 339 | 1 564 426 | MFI (excl. central bank) |
| Citi sektori | 8 734 | 2 200 026 | 671 072 | 0 | -1 837 | 6 877 | 676 111 | 2 876 138 | Other sectors |
| Citi aktīvi | 8 736 | 117 342 | 615 | 0 | -2 058 | 14 271 | 12 828 | 130 170 | Other assets |
| Centrālā banka | 8 737 | 3 390 | -441 | 0 | -5 | 0 | -446 | 2 944 | Central bank |
| Ilgtermiņa | 8 738 | 2 506 | 7 | 0 | 0 | 0 | 7 | 2 513 | Long-term |
| Īstermiņa | 8 739 | 884 | -448 | 0 | -5 | 0 | -453 | 431 | Short-term |
| Valdība | 8 740 | 41 348 | 0 | 0 | -154 | 0 | -154 | 41 194 | General government |
| Ilgtermiņa | 8 741 | 41 348 | 0 | 0 | -154 | 0 | -154 | 41 194 | Long-term |
| Īstermiņa | 8 742 | 0 | 0 | 0 | 0 | 0 | 0 | 0 | Short-term |
| MFI (izņemot centrālo banku) | 8 743 | 46 765 | 12 961 | 0 | -1 719 | 0 | 11 242 | 58 007 | MFI (excl. central bank) |
| Ilgtermiņa | 8 744 | 0 | 0 | 0 | 0 | 0 | 0 | 0 | Long-term |
| Īstermiņa | 8 745 | 46 765 | 12 961 | 0 | -1 719 | 0 | 11 242 | 58 007 | Short-term |
| Citi sektori | 8 746 | 25 838 | -11 905 | 0 | -180 | 14 271 | 2 186 | 28 024 | Other sectors |
| Ilgtermiņa | 8 747 | 4 168 | 2 919 | 0 | 0 | 0 | 2 919 | 7 087 | Long-term |
| Īstermiņa | 8 748 | 21 670 | -14 825 | 0 | -180 | 14 271 | -733 | 20 937 | Short-term |
| REZERVES AKTĪVI | 8 800 | 2 597 920 | 519 085 | 16 848 | -9 826 | 92 827 | 618 934 | 3 216 854 | RESERVE ASSETS |
| Monetārais zelts | 8 810 | 108 998 | 0 | 0 | 9 541 | 0 | 9 541 | 118 539 | Monetary gold |
| Speciālās aizņēmuma tiesības | 8 820 | 187 | 106 | 0 | -992 | 92 827 | 91 941 | 92 128 | Special Drawing Rights |
| Rezerves pozīcija SVF | 8 830 | 42 | 0 | 0 | 0 | 0 | 0 | 42 | Reserve position in the IMF |
| Ārvalstu valūtas | 8 840 | 2 488 693 | 518 979 | 16 848 | -18 375 | 0 | 517 452 | 3 006 145 | Foreign exchange |
| Citas prasības | 8 880 | 0 | 0 | 0 | 0 | 0 | 0 | 0 | Other claims |
| PASĪVI | 8 995D | 24 911 856 | -732 165 | -563 535 | -27 749 | 749 022 | -574 426 | 24 337 429 | LIABILITIES |
| TIEŠĀS INVESTĪCIJAS LATVIJĀ | 8 555 | 5 711 039 | 12 734 | -636 448 | 585 | 692 290 | 69 162 | 5 780 200 | DIRECT INVESTMENT IN LATVIA |
| Pašu kapitāls un reinvestētā peļņa | 8 556 | 4 236 761 | -335 155 | -636 448 | 0 | 788 312 | -183 290 | 4 053 471 | Equity capital and reinvested earnings |
| Prasības pret tiešajiem investoriem | 8 557 | -8 413 | 2 438 | 0 | 0 | -1 264 | 1 174 | -7 239 | Claims on direct investors |
| Saistības pret tiešajiem investoriem | 8 558 | 4 245 174 | -337 593 | -636 448 | 0 | 789 576 | -184 465 | 4 060 710 | Liabilities to direct investors |
| Cits kapitāls | 8 580 | 1 474 277 | 347 889 | 0 | 585 | -96 022 | 252 452 | 1 726 729 | Other capital |
| Prasības pret tiešajiem investoriem | 8 585 | -421 872 | 29 779 | 0 | 1 531 | -98 761 | -67 450 | -489 322 | Claims on direct investors |
| Saistības pret tiešajiem investoriem | 8 590 | 1 896 149 | 318 110 | 0 | -946 | 2 738 | 319 902 | 2 216 051 | Liabilities to direct investors |
| PORTFEĻGULDĪJUMI | 8 652 | 858 838 | -30 373 | -3 107 | -79 | -2 611 | -36 170 | 822 668 | PORTFOLIO INVESTMENT |
| Kapitāla vērtspapīri | 8 660 | 112 296 | -22 364 | -3 107 | -28 | -1 277 | -26 775 | 85 520 | Equity securities |
| MFI (izņemot centrālo banku) | 8 663 | 38 136 | 1 978 | -9 121 | 0 | 0 | -7 144 | 30 993 | MFI (excl. central bank) |

(turpinājums)

(cont.)

| Postenis | BOPSY | Atlikums perioda sākumā Opening position | Atlikuma pārmaiņas Changes in position | | | | Atlikums perioda beigās Closing position | Components | |
|--------------------------------------|---------|--|---|---------------------------------------|---|--|--|------------|------------------------------|
| | | | Neto darījumi Net flows | Cenu pārmaiņas Price changes | Valūtas kursu svārstības Exchange rate changes | Citas pārmaiņas Other adjustments | | | |
| Citi sektori | 8 664 | 74 159 | -24 341 | 6 015 | -28 | -1 277 | -19 632 | 54 528 | Other sectors |
| Parāda vērtspapīri | 8 669 | 746 543 | -8 010 | 0 | -51 | -1 334 | -9 395 | 737 148 | Debt securities |
| Obligācijas un parādzīmes | 8 670 | 744 820 | -8 340 | 0 | -56 | -47 | -8 444 | 736 376 | Bonds and notes |
| Centrālā banka | 8 671 | 0 | 0 | 0 | 0 | 0 | 0 | 0 | Central bank |
| Valdība | 8 672 | 589 728 | -5 955 | 0 | -50 | 0 | -6 005 | 583 723 | General government |
| MFI (izņemot centrālo banku) | 8 673 | 145 327 | -1 975 | 0 | -4 | 0 | -1 979 | 143 347 | MFIs (excl. central bank) |
| Citi sektori | 8 674 | 9 766 | -410 | 0 | -3 | -47 | -460 | 9 306 | Other sectors |
| Naudas tirgus instrumenti | 8 680 | 1 722 | 330 | 0 | 5 | -1 286 | -951 | 771 | Money market instruments |
| Centrālā banka | 8 681 | 0 | 0 | 0 | 0 | 0 | 0 | 0 | Central bank |
| Valdība | 8 682 | 1 | 407 | 0 | 0 | 0 | 407 | 408 | General government |
| MFI (izņemot centrālo banku) | 8 683 | 0 | 0 | 0 | 0 | 0 | 0 | 0 | MFIs (excl. central bank) |
| Citi sektori | 8 684 | 1 721 | -77 | 0 | 5 | -1 286 | -1 358 | 364 | Other sectors |
| ATVASINĀTIE FINANŠU INSTRUMENTI | 8 905 | 88 347 | -84 032 | 76 019 | 233 | 0 | -7 780 | 80 566 | FINANCIAL DERIVATIVES |
| Centrālā banka | 8 906 | 15 650 | -85 174 | 73 627 | 132 | 0 | -11 415 | 4 236 | Central bank |
| Valdība | 8 907 | 6 311 | -8 704 | 2 392 | 0 | 0 | -6 311 | 0 | General government |
| MFI (izņemot centrālo banku) | 8 908 | 66 385 | 9 845 | 0 | 100 | 0 | 9 946 | 76 331 | MFIs (excl. central bank) |
| Citi sektori | 8 909 | 0 | 0 | 0 | 0 | 0 | 0 | 0 | Other sectors |
| CITI IEGULDĪJUMI | 8 753 | 18 253 632 | -630 493 | 0 | -28 488 | 59 343 | -599 638 | 17 653 995 | OTHER INVESTMENT |
| Tirdzniecības kredīti, Citi sektori | 8 760 | 811 319 | -56 440 | 0 | -501 | 43 795 | -13 146 | 798 172 | Trade credits, Other sectors |
| Ilgtermiņa | 8 761 | 0 | 0 | 0 | 0 | 0 | 0 | 0 | Long-term |
| Īstermiņa | 8 762 | 811 319 | -56 440 | 0 | -501 | 43 795 | -13 146 | 798 172 | Short-term |
| Aizņēmumi | 8 764 | 14 177 954 | 402 089 | 0 | -16 671 | 35 609 | 421 027 | 14 598 981 | Loans |
| Centrālā banka | 8 765 | 123 953 | -124 560 | 0 | 607 | 0 | -123 953 | 0 | Central bank |
| SVF kredītu un aizdevumu izmantošana | 8 766 | 0 | 0 | 0 | 0 | 0 | 0 | 0 | Use of IMF credit and loans |
| Citi ilgtermiņa | 8 767 | 0 | 0 | 0 | 0 | 0 | 0 | 0 | Other long-term |
| Īstermiņa | 8 768 | 123 953 | -124 560 | 0 | 607 | 0 | -123 953 | 0 | Short-term |
| Valdība | 8 769 | 775 129 | 1 741 659 | 0 | -3 937 | 29 629 | 1 767 351 | 2 542 480 | General government |
| SVF kredītu un aizdevumu izmantošana | 8 770 A | 0 | 136 156 | 0 | -3 391 | 409 003 | 541 768 | 541 768 | Use of IMF credit and loans |
| Ilgtermiņa | 8 770 | 775 129 | 1 605 503 | 0 | -546 | -379 374 | 1 225 583 | 2 000 712 | Long-term |
| Īstermiņa | 8 771 | 0 | 0 | 0 | 0 | 0 | 0 | 0 | Short-term |
| MFI (izņemot centrālo banku) | 8 772 | 10 039 632 | -1 196 370 | 0 | -2 725 | -29 518 | -1 228 613 | 8 811 019 | MFIs (excl. central bank) |
| Ilgtermiņa | 8 773 | 7 532 181 | -286 025 | 0 | -394 | -29 518 | -315 937 | 7 216 244 | Long-term |
| Īstermiņa | 8 774 | 2 507 451 | -910 345 | 0 | -2 331 | 0 | -912 676 | 1 594 774 | Short-term |
| Citi sektori | 8 775 | 3 239 240 | -18 639 | 0 | -10 616 | 35 498 | 6 243 | 3 245 483 | Other sectors |
| Ilgtermiņa | 8 776 | 2 936 053 | 40 591 | 0 | -12 307 | 53 765 | 82 049 | 3 018 102 | Long-term |
| Īstermiņa | 8 777 | 303 187 | -59 231 | 0 | 1 691 | -18 267 | -75 807 | 227 381 | Short-term |
| Nauda un noguldījumi | 8 780 | 3 022 094 | -984 828 | 0 | -10 539 | 0 | -995 367 | 2 026 726 | Currency and deposits |
| Centrālā banka | 8 781 | 260 802 | -249 229 | 0 | -162 | 0 | -249 391 | 11 411 | Central bank |
| MFI (izņemot centrālo banku) | 8 783 | 2 761 291 | -735 599 | 0 | -10 377 | 0 | -745 976 | 2 015 315 | MFIs (excl. central bank) |

(turpinājums)

(cont.)

| Postenis | BOPSY | Atlikums perioda sākumā Opening position | Atlikuma pārmaiņas Changes in position | | | | Atlikums perioda beigās Closing position | Components | |
|--|--------------|--|---|---------------------------------------|---|--|--|--------------------|--|
| | | | Neto darījumi Net flows | Cenu pārmaiņas Price changes | Valūtas kursu svārstības Exchange rate changes | Citas pārmaiņas Other adjustments | | | |
| Citi pasīvi | 8 786 | 242 265 | 8 686 | 0 | -776 | -20 061 | -12 151 | 230 114 | Other liabilities |
| Centrālā banka | 8 787 | 1 483 | 1 066 | 0 | 22 | 0 | 1 088 | 2 571 | Central bank |
| Ilgtermiņa | 8 788 | 0 | 0 | 0 | 0 | 0 | 0 | 0 | Long-term |
| Īstermiņa | 8 789 | 1 483 | 1 066 | 0 | 22 | 0 | 1 088 | 2 571 | Short-term |
| Valdība | 8 790 | 10 709 | 20 978 | 0 | 0 | 1 611 | 22 589 | 33 298 | General government |
| Ilgtermiņa | 8 791 | 10 709 | -5 143 | 0 | 0 | 0 | -5 143 | 5 566 | Long-term |
| Īstermiņa | 8 792 | 0 | 26 121 | 0 | 0 | 1 611 | 27 732 | 27 732 | Short-term |
| MFI (izņemot centrālo banku) | 8 793 | 89 618 | -13 101 | 0 | -513 | 0 | -13 614 | 76 004 | MFIs (excl. central bank) |
| Ilgtermiņa | 8 794 | 0 | 0 | 0 | 0 | 0 | 0 | 0 | Long-term |
| Īstermiņa | 8 795 | 89 618 | -13 101 | 0 | -513 | 0 | -13 614 | 76 004 | Short-term |
| Citi sektori | 8 796 | 140 455 | -258 | 0 | -284 | -21 672 | -22 214 | 118 242 | Other sectors |
| Ilgtermiņa | 8 797 | 0 | 0 | 0 | 0 | 0 | 0 | 0 | Long-term |
| Īstermiņa | 8 798 | 140 455 | -258 | 0 | -284 | -21 672 | -22 214 | 118 242 | Short-term |
| STARPTAUTISKO INVESTĪCIJU BILANCE (SALDO) | 8 995 | -12 708 820 | 1 209 744 | 814 349 | -37 515 | -605 435 | 1 381 143 | -11 327 677 | NET INTERNATIONAL INVESTMENT POSITION |

7.1. LATVIJAS ĀRĒJAIS PARĀDS LATVIA'S EXTERNAL DEBT

(perioda beigās; tūkst. latu)
(at end of period; in thousands of lats)

| Postenis | 2005 | 2006 | 2007 | 2008 | 2009 | | | Components |
|--|------------------|-------------------|-------------------|-------------------|-------------------|-------------------|-------------------|--|
| | | | | | I | II | III | |
| VALDĪBA | 600 752 | 638 448 | 749 626 | 1 375 567 | 2 170 516 | 2 173 195 | 3 159 909 | GENERAL GOVERNMENT |
| Īstermiņa | 0 | 548 | 17 570 | 1 | 7 020 | 14 572 | 28 140 | Short-term |
| Naudas tirgus instrumenti | 0 | 548 | 0 | 1 | 0 | 0 | 408 | Money market instruments |
| Aizņēmumi | 0 | 0 | 17 570 | 0 | 0 | 0 | 0 | Loans |
| Citi pasīvi | 0 | 0 | 0 | 0 | 7 020 | 14 572 | 27 732 | Other liabilities |
| Ilgtermiņa | 600 752 | 637 900 | 732 056 | 1 375 566 | 2 163 496 | 2 158 623 | 3 131 769 | Long-term |
| Obligācijas un parādzīmes | 418 403 | 425 380 | 442 279 | 589 728 | 581 127 | 574 628 | 583 723 | Bonds and notes |
| Aizņēmumi | 156 835 | 190 404 | 273 419 | 775 129 | 1 575 875 | 1 577 501 | 2 542 480 | Loans |
| Citi pasīvi | 25 514 | 22 116 | 16 357 | 10 709 | 6 494 | 6 494 | 5 566 | Other liabilities |
| CENTRĀLĀ BANKA | 5 129 | 23 176 | 11 696 | 386 239 | 8 114 | 13 445 | 13 982 | CENTRAL BANK |
| Īstermiņa | 5 129 | 23 176 | 11 696 | 386 239 | 8 114 | 13 445 | 13 982 | Short-term |
| Naudas tirgus instrumenti | 0 | 0 | 0 | 0 | 0 | 0 | 0 | Money market instruments |
| Aizņēmumi | 0 | 0 | 0 | 123 953 | 0 | 0 | 0 | Loans |
| Nauda un noguldījumi | 4 926 | 22 955 | 11 413 | 260 802 | 7 776 | 12 569 | 11 411 | Currency and deposits |
| Citi pasīvi | 203 | 221 | 283 | 1 483 | 338 | 876 | 2 571 | Other liabilities |
| Ilgtermiņa | 0 | 0 | 0 | 0 | 0 | 0 | 0 | Long-term |
| Obligācijas un parādzīmes | 0 | 0 | 0 | 0 | 0 | 0 | 0 | Bonds and notes |
| Aizņēmumi | 0 | 0 | 0 | 0 | 0 | 0 | 0 | Loans |
| Citi pasīvi | 0 | 0 | 0 | 0 | 0 | 0 | 0 | Other liabilities |
| MFI (izņemot centrālo banku) | 6 091 155 | 8 754 504 | 12 759 411 | 13 035 867 | 11 905 645 | 11 276 412 | 11 045 685 | MFIs (excl. central bank) |
| Īstermiņa | 3 729 275 | 4 695 449 | 6 852 089 | 5 358 359 | 4 507 424 | 3 859 012 | 3 686 093 | Short-term |
| Naudas tirgus instrumenti | 0 | 0 | 5 881 | 0 | 0 | 0 | 0 | Money market instruments |
| Aizņēmumi | 1 183 920 | 2 058 407 | 2 718 487 | 2 507 451 | 1 965 084 | 1 639 141 | 1 594 774 | Loans |
| Nauda un noguldījumi | 2 522 807 | 2 583 382 | 4 045 185 | 2 761 291 | 2 471 702 | 2 151 303 | 2 015 315 | Currency and deposits |
| Citi pasīvi | 22 547 | 53 660 | 82 535 | 89 618 | 70 637 | 68 568 | 76 004 | Other liabilities |
| Ilgtermiņa | 2 361 880 | 4 059 055 | 5 907 323 | 7 677 508 | 7 398 222 | 7 417 400 | 7 359 592 | Long-term |
| Obligācijas un parādzīmes | 106 220 | 248 152 | 216 991 | 145 327 | 147 300 | 141 371 | 143 347 | Bonds and notes |
| Aizņēmumi | 2 255 660 | 3 810 903 | 5 690 332 | 7 532 181 | 7 250 921 | 7 276 029 | 7 216 244 | Loans |
| Citi pasīvi | 0 | 0 | 0 | 0 | 0 | 0 | 0 | Other liabilities |
| CITI SEKTORI | 1 547 206 | 2 283 917 | 3 873 843 | 4 202 502 | 4 205 301 | 4 198 928 | 4 171 567 | OTHER SECTORS |
| Īstermiņa | 702 600 | 895 747 | 1 203 870 | 1 256 683 | 1 164 033 | 1 124 067 | 1 144 158 | Short-term |
| Naudas tirgus instrumenti | 165 | 82 | 930 | 1 721 | 437 | 364 | 364 | Money market instruments |
| Aizņēmumi | 76 672 | 172 615 | 217 345 | 303 187 | 259 349 | 216 231 | 227 381 | Loans |
| Tirdzniecības kredīti | 595 528 | 682 040 | 869 444 | 811 319 | 788 596 | 790 177 | 798 172 | Trade credits |
| Citi pasīvi | 30 235 | 41 009 | 116 152 | 140 455 | 115 651 | 117 295 | 118 242 | Other liabilities |
| Ilgtermiņa | 844 606 | 1 388 170 | 2 669 973 | 2 945 819 | 3 041 268 | 3 074 861 | 3 027 409 | Long-term |
| Obligācijas un parādzīmes | 53 | 6 974 | 10 891 | 9 766 | 9 722 | 9 268 | 9 306 | Bonds and notes |
| Aizņēmumi | 844 554 | 1 381 196 | 2 659 082 | 2 936 053 | 3 031 546 | 3 065 594 | 3 018 102 | Loans |
| Tirdzniecības kredīti | 0 | 0 | 0 | 0 | 0 | 0 | 0 | Trade credits |
| Citi pasīvi | 0 | 0 | 0 | 0 | 0 | 0 | 0 | Other liabilities |
| TIEŠĀS INVESTĪCIJAS | 757 034 | 1 040 157 | 1 464 881 | 1 917 272 | 2 070 791 | 2 175 953 | 2 229 490 | DIRECT INVESTMENT |
| Parādsaistības pret tiešo investīciju uzņēmumiem | 6 040 | 12 517 | 21 419 | 21 123 | 17 180 | 14 612 | 13 438 | Debt liabilities to affiliated enterprises |
| Parādsaistības pret tiešajiem investoriem | 750 994 | 1 027 640 | 1 443 462 | 1 896 149 | 2 053 611 | 2 161 340 | 2 216 051 | Debt liabilities to direct investors |
| MFI (izņemot centrālo banku) | 91 050 | 155 358 | 171 415 | 215 494 | 217 234 | 316 130 | 388 397 | MFIs (excl. central bank) |
| Citi sektori | 659 944 | 872 282 | 1 272 047 | 1 680 656 | 1 836 377 | 1 845 211 | 1 827 654 | Other sectors |
| ĀRĒJAIS PARĀDS (BRUTO) | 9 001 276 | 12 740 202 | 18 859 458 | 20 917 447 | 20 360 367 | 19 837 932 | 20 620 632 | GROSS EXTERNAL DEBT |
| ĀRĒJIE AKTĪVI | 5 777 575 | 7 825 681 | 11 550 049 | 11 733 471 | 11 431 230 | 11 330 095 | 12 642 516 | EXTERNAL ASSETS |
| Valdība | 41 633 | 41 045 | 57 145 | 41 349 | 41 728 | 41 452 | 41 219 | General government |
| Centrālā banka | 1 326 306 | 2 336 412 | 2 691 096 | 2 492 126 | 2 226 625 | 1 861 987 | 3 009 131 | Central bank |
| MFI (izņemot centrālo banku) | 3 299 747 | 3 527 996 | 5 329 134 | 4 745 927 | 4 369 078 | 4 422 556 | 4 413 899 | MFIs (excl. central bank) |
| Citi sektori | 933 574 | 1 685 948 | 2 951 403 | 3 828 815 | 4 093 005 | 4 366 391 | 4 520 731 | Other sectors |
| Tiešās investīcijas | 176 315 | 234 279 | 521 270 | 625 255 | 700 794 | 637 710 | 657 536 | Direct investment |
| ĀRĒJAIS PARĀDS (NETO) | 3 223 701 | 4 914 521 | 7 309 410 | 9 183 976 | 8 929 137 | 8 507 837 | 7 978 116 | NET EXTERNAL DEBT |

7.2. LATVIJAS ĀRĒJAIS PARĀDS LATVIA'S EXTERNAL DEBT

(perioda beigās; tūkst. ASV dolāru)
(at end of period; in thousands of US dollars)

| Postenis | 2005 | 2006 | 2007 | 2008 | 2009 | | | Components |
|--|-------------------|-------------------|-------------------|-------------------|-------------------|-------------------|-------------------|--|
| | | | | | I | II | III | |
| VALDĪBA | 1 013 073 | 1 191 134 | 1 548 815 | 2 778 923 | 4 079 917 | 4 337 714 | 6 583 143 | GENERAL GOVERNMENT |
| Īstermiņa | 0 | 1 023 | 36 302 | 2 | 13 195 | 29 086 | 58 625 | Short-term |
| Naudas tirgus instrumenti | 0 | 1 023 | 0 | 2 | 0 | 0 | 850 | Money market instruments |
| Aizņēmumi | 0 | 0 | 36 302 | 0 | 0 | 0 | 0 | Loans |
| Citi pasīvi | 0 | 0 | 0 | 0 | 13 195 | 29 086 | 57 775 | Other liabilities |
| Ilgtermiņa | 1 013 073 | 1 190 112 | 1 512 513 | 2 778 921 | 4 066 721 | 4 308 628 | 6 524 518 | Long-term |
| Obligācijas un parādzīmes | 705 570 | 793 619 | 913 801 | 1 191 369 | 1 092 343 | 1 146 961 | 1 216 089 | Bonds and notes |
| Aizņēmumi | 264 476 | 355 231 | 564 916 | 1 565 917 | 2 962 172 | 3 148 705 | 5 296 833 | Loans |
| Citi pasīvi | 43 026 | 41 261 | 33 796 | 21 635 | 12 206 | 12 962 | 11 596 | Other liabilities |
| CENTRĀLĀ BANKA | 8 649 | 43 239 | 24 166 | 780 280 | 15 252 | 26 836 | 29 129 | CENTRAL BANK |
| Īstermiņa | 8 649 | 43 239 | 24 166 | 780 280 | 15 252 | 26 836 | 29 129 | Short-term |
| Naudas tirgus instrumenti | 0 | 0 | 0 | 0 | 0 | 0 | 0 | Money market instruments |
| Aizņēmumi | 0 | 0 | 0 | 250 411 | 0 | 0 | 0 | Loans |
| Nauda un noguldījumi | 8 307 | 42 826 | 23 582 | 526 874 | 14 617 | 25 087 | 23 773 | Currency and deposits |
| Citi pasīvi | 342 | 413 | 585 | 2 996 | 635 | 1 749 | 5 356 | Other liabilities |
| Ilgtermiņa | 0 | 0 | 0 | 0 | 0 | 0 | 0 | Long-term |
| Obligācijas un parādzīmes | 0 | 0 | 0 | 0 | 0 | 0 | 0 | Bonds and notes |
| Aizņēmumi | 0 | 0 | 0 | 0 | 0 | 0 | 0 | Loans |
| Citi pasīvi | 0 | 0 | 0 | 0 | 0 | 0 | 0 | Other liabilities |
| MFI (izņemot centrālo banku) | 10 271 762 | 16 333 030 | 26 362 420 | 26 335 086 | 22 379 033 | 22 507 808 | 23 011 844 | MFIs (excl. central bank) |
| Īstermiņa | 6 288 828 | 8 760 166 | 14 157 208 | 10 824 969 | 8 472 601 | 7 702 618 | 7 679 361 | Short-term |
| Naudas tirgus instrumenti | 0 | 0 | 12 152 | 0 | 0 | 0 | 0 | Money market instruments |
| Aizņēmumi | 1 996 493 | 3 840 311 | 5 616 709 | 5 065 557 | 3 693 768 | 3 271 739 | 3 322 447 | Loans |
| Nauda un noguldījumi | 4 254 312 | 4 819 742 | 8 357 820 | 5 578 366 | 4 646 057 | 4 294 018 | 4 198 573 | Currency and deposits |
| Citi pasīvi | 38 022 | 100 113 | 170 527 | 181 046 | 132 776 | 136 862 | 158 341 | Other liabilities |
| Ilgtermiņa | 3 982 934 | 7 572 864 | 12 205 212 | 15 510 117 | 13 906 432 | 14 805 189 | 15 332 483 | Long-term |
| Obligācijas un parādzīmes | 179 123 | 462 971 | 448 328 | 293 589 | 276 880 | 282 177 | 298 640 | Bonds and notes |
| Aizņēmumi | 3 803 811 | 7 109 893 | 11 756 884 | 15 216 528 | 13 629 552 | 14 523 012 | 15 033 842 | Loans |
| Citi pasīvi | 0 | 0 | 0 | 0 | 0 | 0 | 0 | Other liabilities |
| CITI SEKTORI | 2 609 117 | 4 261 039 | 8 003 808 | 8 489 902 | 7 904 701 | 8 381 094 | 8 690 764 | OTHER SECTORS |
| Īstermiņa | 1 184 823 | 1 671 169 | 2 487 335 | 2 538 753 | 2 188 032 | 2 243 646 | 2 383 663 | Short-term |
| Naudas tirgus instrumenti | 279 | 153 | 1 921 | 3 477 | 821 | 726 | 757 | Money market instruments |
| Aizņēmumi | 129 295 | 322 043 | 449 060 | 612 500 | 487 497 | 431 599 | 473 710 | Loans |
| Tirdzniecības kredīti | 1 004 262 | 1 272 463 | 1 796 371 | 1 639 028 | 1 482 324 | 1 577 200 | 1 662 859 | Trade credits |
| Citi pasīvi | 50 987 | 76 510 | 239 983 | 283 748 | 217 389 | 234 121 | 246 337 | Other liabilities |
| Ilgtermiņa | 1 424 294 | 2 589 869 | 5 516 473 | 5 951 150 | 5 716 669 | 6 137 448 | 6 307 101 | Long-term |
| Obligācijas un parādzīmes | 89 | 13 011 | 22 501 | 19 730 | 18 274 | 18 498 | 19 388 | Bonds and notes |
| Aizņēmumi | 1 424 205 | 2 576 859 | 5 493 972 | 5 931 420 | 5 698 395 | 6 118 949 | 6 287 713 | Loans |
| Tirdzniecības kredīti | 0 | 0 | 0 | 0 | 0 | 0 | 0 | Trade credits |
| Citi pasīvi | 0 | 0 | 0 | 0 | 0 | 0 | 0 | Other liabilities |
| TIEŠĀS INVESTĪCIJAS | 1 276 617 | 1 940 591 | 3 026 614 | 3 873 277 | 3 892 465 | 4 343 219 | 4 644 770 | DIRECT INVESTMENT |
| Parādsaistības pret tiešo investīciju uzņēmumiem | 10 185 | 23 353 | 44 255 | 42 673 | 32 294 | 29 167 | 27 996 | Debt liabilities to affiliated enterprises |
| Parādsaistības pret tiešajiem investoriem | 1 266 432 | 1 917 238 | 2 982 359 | 3 830 604 | 3 860 171 | 4 314 053 | 4 616 774 | Debt liabilities to direct investors |
| MFI (izņemot centrālo banku) | 153 541 | 289 846 | 354 162 | 435 341 | 408 335 | 630 997 | 809 161 | MFIs (excl. central bank) |
| Citi sektori | 1 112 891 | 1 627 392 | 2 628 197 | 3 395 264 | 3 451 836 | 3 683 056 | 3 807 613 | Other sectors |
| ĀRĒJAIS PARĀDS (BRUTO) | 15 179 218 | 23 769 033 | 38 965 823 | 42 257 469 | 38 271 367 | 39 596 671 | 42 959 650 | GROSS EXTERNAL DEBT |
| ĀRĒJIE AKTĪVI | 9 742 960 | 14 600 152 | 23 863 737 | 23 703 983 | 21 487 275 | 22 614 961 | 26 338 575 | EXTERNAL ASSETS |
| Valdība | 70 207 | 76 577 | 118 069 | 83 533 | 78 435 | 82 738 | 85 873 | General government |
| Centrālā banka | 2 236 604 | 4 358 978 | 5 560 116 | 5 034 597 | 4 185 385 | 3 716 541 | 6 269 024 | Central bank |
| MFI (izņemot centrālo banku) | 5 564 498 | 6 582 083 | 11 010 608 | 9 587 732 | 8 212 553 | 8 827 457 | 9 195 622 | MFIs (excl. central bank) |
| Citi sektori | 1 574 325 | 3 145 425 | 6 097 939 | 7 734 979 | 7 693 619 | 8 715 351 | 9 418 190 | Other sectors |
| Tiešās investīcijas | 297 327 | 437 088 | 1 077 004 | 1 263 141 | 1 317 283 | 1 272 874 | 1 369 867 | Direct investment |
| ĀRĒJAIS PARĀDS (NETO) | 5 436 258 | 9 168 882 | 15 102 086 | 18 553 486 | 16 784 093 | 16 981 711 | 16 621 075 | NET EXTERNAL DEBT |

**8.1. LATVIJAS TIEŠĀS INVESTĪCIJAS ĀRVALSTĪS (NETO DARĪJUMI¹) VALSTU DALĪJUMĀ
LATVIA'S DIRECT INVESTMENT ABROAD (NET FLOWS¹) BY COUNTRY**

(milj. latu; negatīva vērtība nozīmē investīciju pieaugumu)
(in millions of lats; negative value means investment increase)

| Valsts Country | | | 2005 | 2006 | 2007 | 2008 | 2009 | | |
|-------------------|-----------------------------|-------------------------|--------------|--------------|---------------|---------------|------------|-------------|--------------|
| Kods Code | Nosaukums Name | I | | | | | II | III | |
| AG | Antigva un Barbuda | Antigua and Barbuda | -0.5 | 0 | 0 | -4.6 | -0.1 | -0.1 | 0 |
| AT | Austrija | Austria | 1.0 | -2.9 | -0.1 | -0.3 | 0 | -0.1 | -0.3 |
| AU | Austrālija | Australia | -0.1 | -0.9 | 0 | 0 | 0 | 0 | -0.2 |
| BE | Beļģija | Belgium | 0 | -0.1 | 0 | 0 | 0 | 0 | -0.1 |
| BG | Bulgārija | Bulgaria | -1.1 | -0.5 | -0.4 | -1.6 | 0 | 0 | 0 |
| BY | Baltkrievija | Belarus | -4.2 | -2.3 | -0.8 | 1.5 | 0.1 | -0.3 | -0.5 |
| CH | Šveice | Switzerland | -26.0 | -41.4 | -33.1 | -25.4 | 18.6 | 36.8 | 3.3 |
| CY | Kipra | Cyprus | -6.6 | 0.9 | 0.7 | -0.9 | 0.1 | -4.3 | -2.1 |
| CZ | Čehija | Czech Republic | -0.3 | 0 | -0.2 | 0 | 0 | 0 | 0 |
| DE | Vācija | Germany | -0.7 | -3.4 | 0.3 | -23.4 | -0.4 | -0.4 | -3.7 |
| DK | Dānija | Denmark | -4.9 | -0.1 | 0 | -0.1 | -0.4 | -0.7 | -1.2 |
| EE | Igaunija | Estonia | -9.5 | 1.5 | 3.1 | 7.7 | 1.1 | -2.1 | 1.1 |
| ES | Spānija | Spain | 0 | -0.3 | 0 | -0.2 | 0 | 0 | 0 |
| FI | Somija | Finland | -0.2 | 0 | -0.1 | 1.2 | 0 | 0 | -0.3 |
| FR | Francija | France | -0.2 | -0.9 | -4.4 | 0 | 0 | 0 | 0 |
| GB | Lielbritānija | United Kingdom | 0.9 | -1.4 | -0.2 | 0.2 | 0 | 0 | -2.8 |
| GE | Gruzija | Georgia | 0 | 0 | -0.2 | -0.1 | 0 | 0 | 0 |
| HR | Horvātija | Croatia | 0.1 | -0.9 | -0.8 | 0.5 | -0.1 | 1.5 | 0.5 |
| IE | Īrija | Ireland | 0 | 0 | -0.2 | 0 | -0.1 | 0 | 0 |
| IL | Izraēla | Israel | -0.2 | 0 | -0.1 | 0 | 0 | 0 | 0 |
| IM | Mena | Isle of Man | 0 | 0 | 0 | -1.5 | 0 | 0 | 0 |
| IS | Īslande | Iceland | 3.5 | 0 | 0 | 0 | 0 | 0 | 0.1 |
| KZ | Kazahstāna | Kazakhstan | -0.2 | 0 | 0 | -3.8 | -0.8 | -0.6 | -0.7 |
| LT | Lietuva | Lithuania | -8.9 | -6.5 | -14.1 | -21.4 | -3.3 | 6.6 | -1.9 |
| LU | Luksemburga | Luxembourg | 0 | 0 | -67.2 | -0.4 | 0 | 0 | 0 |
| MT | Malta | Malta | 1.0 | -4.2 | 0 | 3.7 | -0.1 | 0 | 0 |
| NL | Nīderlande | Netherlands | -0.2 | -0.2 | -0.4 | 0 | -0.1 | 0 | 0 |
| NO | Norvēģija | Norway | -4.7 | -14.8 | 0 | 2.4 | 0 | 0 | 0 |
| NZ | Jaunzēlande | New Zealand | -0.1 | 0 | 0 | 0 | 0 | 0 | 0 |
| PA | Panama | Panama | 0 | 0 | -0.1 | 0 | 0 | 0 | 0 |
| PL | Polija | Poland | 0 | -0.1 | 0.3 | -24.8 | -2.6 | 5.8 | -7.0 |
| PT | Portugāle | Portugal | 0 | 0 | 0.4 | 0.4 | 0.1 | 0.1 | 0.1 |
| RO | Rumānija | Romania | -0.5 | 0.3 | -0.9 | -0.1 | 0.2 | 0.2 | -0.5 |
| RU | Krievija | Russian Federation | -0.8 | -8.0 | -20.4 | -2.7 | 2.2 | 0.7 | 4.2 |
| SE | Zviedrija | Sweden | 0.9 | -1.4 | -4.3 | 1.8 | -0.6 | -0.2 | 0 |
| SI | Slovēnija | Slovenia | 0.7 | -0.7 | 0.4 | 0.2 | -0.5 | 0.2 | -0.1 |
| SK | Slovākija | Slovakia | -0.1 | 1.2 | -0.2 | 0.2 | -0.2 | -2.3 | 0.5 |
| TR | Turcija | Turkey | 0 | 0 | 0 | -0.4 | 0.1 | 0 | 0 |
| UA | Ukraina | Ukraine | 0.3 | -1.7 | -0.8 | -5.8 | -0.5 | -0.3 | -0.2 |
| US | Amerikas Savienotās Valstis | United States | -1.6 | -1.9 | -0.3 | -0.3 | 0 | 0 | -0.1 |
| UZ | Uzbekistāna | Uzbekistan | 0.1 | 0 | -1.0 | 0 | 0 | 0 | 0 |
| VG | Britu Virdžīnas | Virgin Islands, British | 0 | 0 | -7.2 | 1.6 | 1.0 | 0.1 | 0 |
| | Pārējās valstis | Other countries | 0 | 0 | -0.1 | -0.3 | -0.1 | 0.2 | 0 |
| | Bez valsts norādes | Country not specified | -9.3 | -4.8 | -37.2 | -20.2 | -9.1 | 5.1 | -6.6 |
| | Kopā | Total | -72.4 | -95.5 | -189.6 | -116.9 | 4.5 | 45.9 | -18.5 |

¹ Valstu dalījumā uzrādīti neto darījumi, kuru apjoms vismaz vienā no periodiem pārsniedz 0.1 milj. latu.

¹ Breakdown by country presents net flows exceeding 0.1 million lats at least in one of the periods.

**8.2. LATVIJAS TIEŠĀS INVESTĪCIJAS ĀRVALSTĪS (NETO DARĪJUMI¹) DARBĪBAS VEIDU UN VALSTU DALĪJUMĀ
LATVIA'S DIRECT INVESTMENT ABROAD (NET FLOWS¹) BY KIND OF ACTIVITY AND COUNTRY**

(milj. latu; negatīva vērtība nozīmē investīciju pieaugumu)
(in millions of lats; negative value means investment increase)

| Darbības veids, NACE (sekcija) Kind of activity, NACE (section) | Valsts Country | 2005 | 2006 | 2007 | 2008 | 2009 | | |
|--|---------------------------|--------------|--------------|--------------|--------------|-------------|-------------|-------------|
| | | | | | | I | II | III |
| A | | 0 | -0.3 | 0 | 0 | 0 | -0.3 | 0 |
| B | | 0 | 0 | 0 | 0 | 0 | 0 | 0 |
| C | | 0 | 0 | 0 | 0 | 0 | 0 | 0 |
| D | | -0.1 | -2.6 | -11.3 | 1.3 | -0.2 | 0 | -1.9 |
| | <i>t.sk./of which:</i> DE | -0.3 | -0.3 | 0.3 | 0 | 0 | -0.5 | -1.1 |
| | FR | -0.1 | -0.7 | -4.4 | 0 | 0 | 0 | 0 |
| | GB | 1.2 | 0.4 | -0.1 | 0.2 | 0 | 0 | -2.0 |
| | LT | 0 | -1.2 | -3.3 | -1.3 | 0 | 0 | 0 |
| | RU | -1.2 | -0.8 | -0.8 | 0.8 | 0.8 | 0.1 | 1.2 |
| | SE | 0.9 | -0.3 | -4.2 | 1.8 | -0.5 | 0 | 0.1 |
| | UA | 0 | 0 | 2.6 | -0.1 | 0 | 0 | 0 |
| E | | -3.9 | 0.2 | 0.3 | -0.3 | -0.1 | -0.1 | -0.2 |
| | <i>t.sk./of which:</i> EE | -3.9 | 0.2 | 0.3 | -0.3 | -0.1 | -0.1 | -0.2 |
| F | | 0 | -0.2 | -0.9 | -2.5 | 0.7 | -0.9 | -1.5 |
| | <i>t.sk./of which:</i> DK | 0 | 0 | 0 | 0 | -0.4 | -0.7 | -1.2 |
| | RU | 0 | -0.1 | -0.9 | -0.7 | 1.0 | 0 | 0 |
| | UA | 0 | 0 | 0 | -1.1 | 0 | 0 | 0 |
| G | | -32.2 | -46.5 | -62.4 | -52.3 | 14.6 | 35.5 | -2.6 |
| | <i>t.sk./of which:</i> BG | 0 | 0 | 0 | -1.5 | 0 | 0 | 0 |
| | BY | -3.2 | -2.2 | -0.6 | 2.5 | 0 | 0 | -0.4 |
| | CH | -25.6 | -41.4 | -32.7 | -19.7 | 20.8 | 29.7 | 4.8 |
| | CY | 0 | 1.0 | -0.3 | 0 | 0 | 0 | 0 |
| | EE | -3.1 | 0.8 | 0.2 | -0.2 | 0.1 | -2.9 | -0.2 |
| | HR | 0.1 | -0.8 | -0.8 | 0.5 | -0.1 | 1.5 | 0.5 |
| | KZ | 0 | 0 | -0.2 | -3.6 | -0.7 | -0.7 | -0.7 |
| | LT | -0.4 | -1.7 | -3.5 | -4.1 | -2.2 | 3.3 | 0.4 |
| | PL | 0 | -0.1 | -0.2 | -24.8 | -2.6 | 5.8 | -7.0 |
| | RU | 0.5 | -1.4 | -16.1 | -1.0 | 0.3 | 0.6 | 0.4 |
| | SK | -0.1 | 1.2 | -0.2 | 0.2 | -0.2 | -2.3 | 0.5 |
| | UA | 0.4 | -0.4 | -0.1 | -1.5 | -0.2 | 0 | 0.1 |
| | VG | 0 | 0 | -7.2 | 1.6 | 0 | 0.1 | 0 |
| H | | 0 | -0.1 | -4.4 | -0.1 | 0 | 0 | 0 |
| | <i>t.sk./of which:</i> EE | 0 | -0.1 | -1.6 | -0.1 | 0 | 0 | 0 |
| | LT | 0 | 0 | -2.8 | -0.1 | 0 | 0 | 0 |
| I | | -0.3 | -8.8 | -0.1 | -7.9 | -2.4 | 2.7 | -2.3 |
| | <i>t.sk./of which:</i> AG | 0 | 0 | 0 | -4.7 | -0.1 | -0.1 | 0 |
| | CH | 0 | 0 | -0.4 | -5.6 | -2.2 | 7.1 | -0.1 |
| | CY | 0 | 0 | 0 | 0 | 0 | -4.4 | -2.1 |
| | MT | 0 | -4.2 | 0 | 3.7 | -0.1 | 0 | 0 |
| | RU | 0 | -5.3 | 0.3 | -0.2 | 0 | 0.1 | 0 |
| J | | -26.1 | -8.6 | -95.6 | -20.3 | -7.3 | 2.8 | -4.1 |
| | <i>t.sk./of which:</i> AT | -1.3 | 0 | 0 | 0 | 0 | 0 | 0 |
| | CY | -6.6 | 0.7 | 0.2 | -0.8 | 0.1 | 0.2 | 0 |
| | DK | -4.9 | 0 | 0 | 0 | 0 | 0 | 0 |
| | EE | -1.6 | -1.4 | 5.2 | 8.3 | 1.9 | 0 | 1.8 |
| | FI | 0 | 0 | 0 | 1.2 | 0 | 0 | 0 |
| | LT | -3.3 | -2.4 | -3.1 | -10.7 | -1.3 | 0.1 | -1.2 |
| | LU | 0 | 0 | -67.0 | -0.4 | 0 | 0 | 0 |
| | RU | 0 | -0.2 | -1.7 | 0.8 | 0 | 0 | 0 |
| | UA | 0 | -0.7 | -1.1 | -2.8 | -0.2 | -0.2 | -0.2 |

¹ Valstu dalījumā uzrādīti neto darījumi, kuru apjoms vismaz vienā no periodiem pārsniedz 1 milj. latu.

¹ Breakdown by country presents net flows exceeding 1 million lats at least in one of the periods.

(turpinājums)

(cont.)

| Darbības veids, NACE (sekcija) Kind of activity, NACE (section) | Valsts Country | 2005 | 2006 | 2007 | 2008 | 2009 | | |
|--|-------------------|--------------|--------------|---------------|---------------|-------------|-------------|--------------|
| | | | | | | I | II | III |
| K | | -5.8 | -15.0 | 0.6 | -26.9 | 0.4 | 3.7 | -3.5 |
| <i>t.sk./of which:</i> | AT | 2.4 | -2.9 | -0.1 | -0.3 | 0 | 0 | 0 |
| | CH | -0.4 | -0.1 | 0 | -0.1 | 0 | 0 | -1.4 |
| | DE | -0.4 | -2.1 | -0.3 | -22.1 | -0.4 | 0 | -2.5 |
| | EE | -0.2 | 2.6 | 0 | 0.5 | -0.1 | 0.6 | -0.3 |
| | IM | 0 | 0 | 0 | -1.5 | 0 | 0 | 0 |
| | IS | 3.5 | 0 | 0 | 0 | 0 | 0 | 0 |
| | LT | -5.4 | -1.5 | 1.3 | -3.3 | -0.1 | 3.2 | -1.3 |
| | MT | 1.0 | 0 | 0 | 0 | 0 | 0 | 0 |
| | NO | -4.7 | -7.1 | 0 | 2.4 | 0 | 0 | 0 |
| | RU | 0 | 0 | 0.3 | -1.0 | 0 | 0 | 2.6 |
| | US | 0.1 | -1.8 | 0 | -0.3 | 0 | 0 | 0 |
| | VG | 0 | 0 | 0 | 0 | 1.0 | 0 | 0 |
| L | | 0 | 0 | 0 | 0 | 0 | 0 | 0 |
| M | | 0 | -0.1 | 0 | -0.4 | 0 | 0 | 0 |
| N | | 0 | 0 | 0 | 0 | 0 | 0 | 0 |
| O | | 0.1 | -0.2 | 0.7 | 0.1 | 0.1 | 0 | 0 |
| Neklasificēta darbība Kind of activity not classified | | -4.3 | -13.4 | -16.6 | -7.4 | -1.3 | 2.4 | -2.4 |
| <i>t.sk./of which:</i> | GB | -0.1 | -1.8 | 0 | 0 | 0 | 0 | 0 |
| | LT | 0 | -0.5 | -3.6 | -1.3 | 0 | 0 | 0 |
| | NO | 0 | -7.7 | 0 | 0 | 0 | 0 | 0 |
| | RU | -0.1 | -0.1 | -0.9 | -1.1 | 0 | 0 | 0 |
| | UA | 0 | -0.1 | -1.7 | 0 | 0 | 0 | 0 |
| Kopā Total | | -72.4 | -95.5 | -189.6 | -116.9 | 4.5 | 45.9 | -18.5 |

**8.3. ĀRVALSTU TIEŠĀS INVESTĪCIJAS LATVIJĀ (NETO DARĪJUMI¹) VALSTU DALĪJUMĀ
FOREIGN DIRECT INVESTMENT IN LATVIA (NET FLOWS¹) BY INVESTING COUNTRY**

(milj. latu; pozitīva vērtība nozīmē investīciju pieaugumu)
(in millions of lats; positive value means investment increase)

| Valsts Country | | | 2005 | 2006 | 2007 | 2008 | 2009 | | |
|-------------------|------------------------------|-----------------------------|--------------|--------------|----------------|--------------|-------------|---------------|--------------|
| Kods Code | Nosaukums | Name | | | | | I | II | III |
| AT | Austrija | Austria | 12.2 | 10.1 | 58.4 | 8.5 | -2.9 | -2.1 | -2.3 |
| AZ | Azerbaidžāna | Azerbaijan | 0 | 0 | 1.7 | 0 | 0 | 0 | 0 |
| BE | Beļģija | Belgium | -2.2 | 7.2 | 8.6 | 1.3 | -2.6 | 0.7 | -6.0 |
| BM | Bermudu salas | Bermuda | -0.7 | 1.6 | 0.9 | -0.8 | -2.0 | 0 | 0 |
| BS | Bahamu salas | Bahamas | -1.1 | 1.6 | -2.9 | -0.2 | 0 | 0 | 0 |
| BY | Baltkrievija | Belarus | 0 | 0 | 6.6 | 0 | 0.2 | 1.0 | -0.2 |
| CA | Kanāda | Canada | 0 | 0 | 0.1 | 0.1 | 0 | 4.4 | -0.1 |
| CH | Šveice | Switzerland | 23.0 | 16.8 | -17.1 | -5.3 | 4.6 | 4.0 | 4.1 |
| CY | Kipra | Cyprus | 14.4 | 77.2 | 99.5 | 44.9 | -12.1 | 4.7 | 7.0 |
| CZ | Čehija | Czech Republic | 2.2 | 0.4 | 2.5 | 0.2 | -0.6 | -0.4 | -0.4 |
| DE | Vācija | Germany | -35.0 | 56.6 | 79.7 | 0.5 | 6.9 | 3.6 | -15.2 |
| DK | Dānija | Denmark | 69.4 | 62.4 | 100.2 | 25.9 | -8.0 | -30.9 | -28.9 |
| DM | Dominika | Dominica | 0 | 0 | 0 | -2.3 | 0.4 | 0.2 | 0.4 |
| EE | Igaunija | Estonia | 54.5 | 157.0 | 246.8 | 155.8 | -5.0 | -164.3 | 57.5 |
| FI | Somija | Finland | 12.5 | 31.4 | 75.2 | -23.0 | -16.6 | -37.0 | -18.4 |
| FR | Francija | France | 1.5 | 3.9 | 1.5 | 18.2 | 3.0 | -0.7 | -2.9 |
| GB | Lielbritānija | United Kingdom | 7.9 | 46.7 | 36.2 | -39.6 | 3.6 | -22.9 | 7.1 |
| GG | Gērnseja | Guernsey | 0.6 | 3.3 | 9.6 | 7.8 | 1.1 | 0.3 | -1.3 |
| GI | Gibraltārs | Gibraltar | -0.1 | -1.1 | -1.7 | 0 | 0 | 0 | 0 |
| HK | Honkonga | Hong Kong | -0.8 | 3.8 | 0 | 0.4 | 0 | 0.1 | 0.1 |
| IE | Īrija | Ireland | 27.2 | -20.6 | 48.0 | 93.2 | 23.0 | 18.6 | 14.2 |
| IM | Mena | Isle of Man | 3.9 | 5.4 | -0.2 | -1.3 | 4.0 | -0.1 | 0 |
| IS | Īslande | Iceland | 7.3 | 18.7 | 22.2 | 13.7 | -0.5 | 7.5 | 1.9 |
| IT | Itālija | Italy | 1.1 | 5.2 | 0.8 | 4.0 | 0.2 | -0.7 | -1.0 |
| JE | Džērsija | Jersey | 2.0 | 1.5 | -0.4 | 3.9 | -0.3 | 0.6 | 0.2 |
| KN | Sentkitsa un Nevisa | Saint Kitts and Nevis | 0 | 0 | 0.2 | -1.7 | 0 | 0 | 0 |
| KR | Korejas Republika | Korea, Republic of | 0 | 2.8 | 1.9 | 6.2 | 1.8 | -3.5 | 7.7 |
| KY | Kaimanu salas | Cayman Islands | -0.2 | -0.6 | -0.2 | 1.6 | 0.1 | 0.2 | 0.1 |
| LI | Lihtenšteina | Liechtenstein | -11.0 | 0.4 | -2.2 | 13.6 | 0.1 | -4.8 | -0.3 |
| LR | Libērija | Liberia | -1.6 | -1.1 | -10.3 | 0 | 0 | 0 | 0 |
| LT | Lietuva | Lithuania | 37.7 | 23.6 | 41.7 | 9.0 | 15.6 | -32.3 | 1.6 |
| LU | Luksemburga | Luxembourg | 2.6 | 16.1 | 49.4 | 35.6 | -0.4 | 0.5 | -2.3 |
| MT | Malta | Malta | -4.6 | 41.9 | 31.5 | 17.3 | 1.5 | -1.0 | 1.5 |
| NL | Nīderlande | Netherlands | -0.9 | 46.2 | 50.6 | 26.6 | 0.3 | 60.0 | 3.0 |
| NO | Norvēģija | Norway | -17.5 | 21.5 | 19.9 | 19.3 | 1.5 | 17.6 | 2.1 |
| NZ | Jaunzēlande | New Zealand | 4.0 | 3.8 | 1.4 | 6.3 | 0.5 | 1.1 | 0.6 |
| PA | Panama | Panama | -0.6 | 0 | -6.8 | 0.8 | 3.9 | -0.1 | -0.1 |
| PL | Polija | Poland | -0.1 | 0.9 | 0.8 | 5.4 | -0.9 | 0.1 | -4.3 |
| RU | Krievija | Russian Federation | 48.5 | 3.5 | 25.8 | 41.6 | 5.1 | 3.7 | 2.9 |
| SA | Sauāda Arābija | Saudi Arabia | 5.3 | 0.3 | 0.2 | 0.6 | 0.2 | 0.4 | 0.3 |
| SC | Seišēļu salas | Seychelles | -0.1 | 0 | 0.3 | -0.1 | 2.0 | -0.4 | 0.2 |
| SE | Zviedrija | Sweden | 53.4 | 114.7 | 102.5 | 96.5 | -48.0 | -36.7 | -36.7 |
| TR | Turcija | Turkey | 0 | -1.4 | 4.6 | 1.4 | 1.6 | 1.4 | 0.8 |
| UA | Ukraina | Ukraine | 1.2 | 4.3 | 21.2 | 3.3 | 1.0 | 0.5 | -5.2 |
| US | Amerikas Savienotās Valstis | United States | -1.5 | 42.0 | 19.3 | -14.7 | 26.6 | -7.2 | 7.2 |
| UZ | Uzbekistāna | Uzbekistan | 0 | 0 | 1.6 | 0 | 0 | 0.4 | 0.2 |
| VG | Britu Virdžīnas | Virgin Islands, British | 0.4 | 6.9 | -0.6 | 5.2 | 0.6 | 0.9 | -0.5 |
| ZA | Dienvidāfrika | South Africa | 0 | 0 | 1.5 | 0 | 0 | 0 | 0 |
| 1A | Starptautiskās organizācijas | International organisations | 0.5 | -3.9 | 0 | 0 | 0 | 0 | 49.5 |
| | Pārējās valstis | Other countries | -0.3 | -0.3 | 1.3 | 1.9 | 1.4 | -0.3 | 1.0 |
| | Bez valsts norādes | Country not specified | 84.1 | 121.5 | 61.4 | 24.9 | 4.9 | 83.9 | 80.8 |
| | Kopā | Total | 399.1 | 932.2 | 1 193.2 | 606.5 | 15.8 | -129.0 | 125.9 |

¹ Valstu dalījumā uzrādīti neto darījumi, kuru apjoms vismaz vienā no periodiem pārsniedz 1 milj. latu.

¹ Breakdown by country presents net flows exceeding 1 million lats at least in one of the periods.

**8.4. ĀRVALSTU TIEŠĀS INVESTĪCIJAS LATVIJĀ (NETO DARĪJUMI¹) DARBĪBAS VEIDU UN VALSTU DALĪJUMĀ
FOREIGN DIRECT INVESTMENT IN LATVIA (NET FLOWS¹) BY KIND OF ACTIVITY AND INVESTING COUNTRY**

(milj. latu; pozitīva vērtība nozīmē investīciju pieaugumu)
(in millions of lats; positive value means investment increase)

| Darbības veids, NACE (sekcija) Kind of activity, NACE (section) | Valsts Country | 2005 | 2006 | 2007 | 2008 | 2009 | | |
|--|-------------------|-------------|--------------|--------------|--------------|-------------|-------------|-------------|
| | | | | | | I | II | III |
| A | | -0.5 | 1.5 | 21.4 | 28.6 | -3.2 | -2.1 | 0.1 |
| <i>t.sk./of which:</i> | DK | 2.3 | 3.1 | 0.9 | 3.1 | -0.1 | -1.6 | -1.7 |
| | FI | -1.3 | -0.2 | 4.1 | -3.8 | -2.5 | -1.4 | 0.9 |
| | NO | 0.2 | 0.2 | 16.9 | 14.1 | 0 | -0.1 | -0.1 |
| | SE | -1.1 | -2.0 | -0.9 | 16.3 | 0.2 | 1.7 | 0 |
| B | | -0.2 | 0.2 | 0 | 0.1 | 0.2 | 0.3 | 0 |
| C | | 3.3 | 2.7 | 3.7 | -0.5 | 1.8 | 0.7 | 0.7 |
| D | | 39.4 | 43.1 | 110.3 | 129.8 | 18.0 | 8.0 | 5.9 |
| <i>t.sk./of which:</i> | CH | 0.4 | -3.4 | 10.8 | -3.8 | -0.1 | -0.6 | 0.7 |
| | CY | 4.5 | 5.1 | 6.6 | 15.0 | -7.2 | -1.7 | 2.6 |
| | DE | 2.8 | 6.3 | 8.9 | -1.4 | 1.4 | -0.5 | -4.9 |
| | DK | 12.9 | 2.7 | 6.2 | 3.0 | -3.7 | -3.3 | -7.7 |
| | EE | 6.4 | 6.6 | 19.9 | 6.0 | -2.5 | 0.8 | -0.3 |
| | FI | -3.5 | 4.1 | 7.0 | 13.5 | 0.3 | 1.6 | -2.6 |
| | FR | 0.5 | 4.8 | -0.6 | 1.1 | -0.2 | -0.4 | 0.9 |
| | GB | 2.3 | 1.2 | 2.7 | -3.9 | -1.2 | 0.1 | 1.3 |
| | HK | -3.6 | 0 | 0 | 0 | 0 | 0 | 0 |
| | IE | 0 | 0 | 48.1 | 96.5 | 25.5 | 18.7 | 16.0 |
| | IS | 0.5 | -6.0 | 4.6 | -3.5 | -0.2 | 4.3 | 2.6 |
| | LT | -3.6 | 0 | 0 | 0 | 0 | 0 | 0 |
| | NL | 2.1 | 7.8 | 5.6 | -2.4 | -0.2 | -9.3 | -1.9 |
| | RU | 0.4 | 0.4 | 3.6 | 16.7 | -0.4 | 0.6 | -0.4 |
| | SE | 5.9 | -2.7 | -1.6 | -3.8 | 4.0 | -3.2 | 2.0 |
| | US | 13.0 | 11.4 | -4.4 | -4.3 | -0.3 | -1.9 | -2.3 |
| | VG | 0 | 4.1 | -4.2 | -0.6 | 0 | 1.1 | -0.8 |
| E | | 44.6 | 8.8 | 7.5 | 22.7 | 5.8 | -1.5 | 11.3 |
| <i>t.sk./of which:</i> | CY | 0 | 0 | 0.2 | 3.8 | -0.8 | -1.5 | 3.2 |
| | DE | 5.7 | 3.3 | 11.4 | 0 | 4.3 | 0.5 | -7.6 |
| | NL | 0.2 | 0 | 0 | 8.3 | -0.3 | 0 | -0.1 |
| | RU | 38.4 | 5.5 | -3.6 | 7.7 | 3.6 | 0.3 | 14.1 |
| F | | 20.6 | 11.1 | 23.2 | 10.0 | 3.2 | 2.9 | -3.4 |
| <i>t.sk./of which:</i> | EE | 7.3 | -3.0 | 15.3 | 8.4 | 0.8 | 0.2 | 2.3 |
| | FI | 11.8 | 13.3 | 5.3 | -6.6 | -1.8 | -2.1 | 1.7 |
| | SE | 0.3 | -0.6 | 0.1 | 7.0 | 1.9 | 1.3 | -7.5 |
| G | | 57.5 | 103.7 | 133.1 | 32.1 | 5.9 | 4.6 | -2.3 |
| <i>t.sk./of which:</i> | AT | -1.6 | 1.2 | 1.5 | 1.0 | -2.8 | 3.6 | -2.6 |
| | BE | -2.3 | 6.8 | 5.0 | 2.8 | -2.9 | 0.6 | -6.2 |
| | BY | 0 | 0 | 6.1 | 0.3 | 0.1 | -0.3 | -0.1 |
| | CH | 2.9 | 20.0 | -6.1 | -7.6 | 4.1 | 4.6 | 4.0 |
| | CY | 4.9 | 22.9 | 4.7 | 5.8 | -11.5 | 4.0 | -0.4 |
| | DE | 5.9 | 11.3 | 7.1 | -1.1 | -4.8 | 1.9 | -4.0 |
| | DK | 1.0 | 9.6 | 0.9 | -0.5 | 2.2 | -1.1 | -1.8 |
| | EE | 1.2 | 13.0 | 11.1 | 2.1 | 7.4 | -6.6 | 0.6 |
| | FI | 4.6 | 0.5 | 44.3 | -24.2 | -8.5 | -18.6 | -2.4 |
| | FR | 0.7 | -1.7 | 0.4 | 20.7 | -1.0 | -0.8 | -1.8 |
| | GB | 1.2 | 0.4 | 12.7 | 2.9 | 1.6 | -15.2 | 2.5 |
| | HK | 2.7 | 3.8 | 0 | 0.4 | 0 | 0.1 | 0.1 |
| | IE | 0 | -1.6 | -2.2 | 11.4 | 0.8 | 0.4 | -1.2 |
| | IS | 2.3 | 2.4 | 0.2 | 6.3 | -0.5 | 0.3 | 0.3 |
| | KR | 0 | 0 | -0.7 | 6.2 | 1.8 | -3.5 | 7.7 |
| | LI | 0.6 | 0 | 0.5 | 7.7 | 0.5 | -4.9 | 0 |
| | LT | 4.1 | 6.5 | 19.1 | 1.8 | 17.8 | -31.4 | 5.6 |
| | LU | 3.5 | 2.1 | 1.9 | 4.2 | -1.0 | 0.1 | -7.6 |
| | NL | 5.9 | 21.1 | 6.7 | -12.5 | 2.4 | 73.8 | 2.4 |
| | NO | 7.1 | 10.9 | -1.8 | -1.1 | -0.4 | 4.7 | 3.1 |
| | NZ | 0 | 0 | 0 | 5.7 | 0 | 0.1 | 0.7 |
| | PL | 0 | 0.5 | 0 | 5.2 | -0.8 | 0 | -4.4 |
| | RU | -0.3 | -0.3 | 14.3 | -4.7 | 0.1 | -0.1 | 0.2 |
| | SE | 10.4 | 6.2 | 13.9 | 3.6 | -1.7 | -6.4 | 2.1 |
| | US | 1.6 | -32.0 | -6.6 | -7.1 | 0 | 2.7 | 1.3 |

¹ Valstu dalījumā uzrādīti neto darījumi, kuru apjoms vismaz vienā no periodiem pārsniedz 3 milj. latu.

¹ Breakdown by country presents net flows exceeding 3 million lats at least in one of the periods.

(turpinājums)

(cont.)

| Darbības veids, NACE (sekcija) Kind of activity, NACE (section) | Valsts Country | 2005 | 2006 | 2007 | 2008 | 2009 | | |
|--|-------------------|--------------|--------------|--------------|--------------|--------------|---------------|-------------|
| | | | | | | I | II | III |
| H | | 0.7 | 5.1 | 7.7 | 5.8 | -3.3 | 6.0 | -1.1 |
| <i>t.sk./of which:</i> | MT | 0 | 0 | 8.8 | -1.9 | 0 | -0.3 | 0.1 |
| | NO | 0 | 1.3 | -0.3 | 0 | -2.7 | 7.5 | -0.9 |
| | RU | 0 | 0 | 0.3 | 3.4 | -0.1 | 0 | 0 |
| | US | 0.9 | 1.3 | -2.6 | 5.1 | -0.5 | -0.1 | 0 |
| I | | -20.3 | 36.9 | 36.1 | 34.7 | -29.0 | -26.4 | 8.1 |
| <i>t.sk./of which:</i> | BS | -1.1 | 1.6 | -3.1 | 0 | 0 | 0 | 0 |
| | CH | 10.8 | -0.7 | -6.9 | 1.0 | 0.3 | -0.1 | -0.6 |
| | CY | 1.6 | -1.0 | 24.7 | 3.5 | 0.9 | 0.8 | 2.5 |
| | DK | -4.1 | 7.6 | 1.9 | 0.6 | 3.8 | -8.3 | 3.1 |
| | IS | 0 | 1.0 | -1.9 | -5.2 | -1.3 | 2.3 | -0.1 |
| | LI | -11.6 | 0 | 0.4 | 0 | 0 | 0 | 0 |
| | LT | -4.0 | 11.5 | -8.8 | 14.0 | -2.5 | 0.4 | -1.3 |
| | MT | -8.8 | 4.5 | 5.9 | -1.2 | 0 | -0.2 | -0.1 |
| | NL | 5.0 | 13.7 | 9.3 | 1.3 | 0.3 | -10.8 | 2.9 |
| | SE | -2.2 | 0.9 | 9.0 | 15.6 | -31.0 | -10.8 | 3.4 |
| | US | -3.4 | -1.5 | 2.1 | 2.1 | -0.1 | -2.3 | 0.3 |
| J | | 184.6 | 351.7 | 488.5 | 176.0 | -43.5 | -126.8 | 85.6 |
| <i>t.sk./of which:</i> | AT | 0 | 0 | 48.1 | -3.3 | 0.7 | -0.2 | 0.2 |
| | CH | 8.8 | -0.8 | 0 | 0 | 0 | 0 | 0 |
| | CY | 1.5 | -9.0 | 0.1 | 4.8 | 0 | -0.2 | -0.3 |
| | DE | -53.2 | 26.7 | -44.1 | 0.1 | 0.4 | 0.3 | 1.4 |
| | DK | 57.2 | 32.0 | 80.2 | 10.9 | -10.9 | -19.2 | -26.0 |
| | EE | 43.5 | 130.3 | 218.4 | 70.4 | -15.1 | -157.6 | 49.7 |
| | FI | 10.5 | 0.1 | -2.9 | 0.7 | 3.5 | -23.6 | -17.4 |
| | IE | 25.1 | -30.9 | 0 | -17.6 | -2.9 | -0.5 | -1.1 |
| | IS | 0 | 16.4 | 13.9 | 2.7 | 0.8 | 1.9 | -1.1 |
| | JE | 0 | 0 | 0 | 3.8 | 0 | 0 | -0.1 |
| | LT | 23.0 | 3.2 | 7.6 | 0.3 | 0.6 | -1.8 | -1.5 |
| | LU | 0 | 1.4 | 16.4 | 1.1 | 0 | 0 | 0 |
| | MT | 0 | 38.9 | 9.1 | 4.5 | 1.6 | -1.0 | 0.7 |
| | NL | 0 | 0 | 7.2 | 1.4 | 0.8 | 0.2 | 0.2 |
| | NO | 0 | 18.1 | 1.8 | 15.3 | 2.1 | 2.7 | 1.6 |
| | RU | 7.5 | 16.0 | 11.8 | 15.8 | 0.7 | 2.1 | -11.6 |
| | SE | 40.3 | 46.0 | 77.2 | 32.7 | -20.0 | -26.5 | -30.5 |
| | UA | 1.1 | 3.1 | 13.4 | 2.6 | 0.3 | 0.6 | -5.3 |
| | US | -15.9 | -3.3 | 6.8 | -5.4 | -3.4 | -7.9 | 5.6 |
| | 1A | 0.5 | -3.3 | 0 | 0 | 0 | 0 | 49.5 |
| K | | -41.3 | 175.0 | 212.2 | 113.7 | 51.9 | 17.7 | 5.4 |
| <i>t.sk./of which:</i> | AT | 1.3 | 3.2 | 2.8 | 0.9 | -0.2 | -1.3 | -0.9 |
| | CA | 0 | 0 | 0.1 | -0.1 | 0 | 4.3 | 0 |
| | CH | -0.5 | 0.1 | -10.3 | 2.2 | 0.3 | 0.1 | 0 |
| | CY | 1.7 | 56.5 | 51.5 | 15.2 | 3.7 | 2.9 | -2.5 |
| | DE | 2.9 | 9.2 | 93.0 | 2.8 | 2.2 | 1.6 | 0.1 |
| | DK | -4.3 | 5.2 | 3.2 | -1.9 | 0.7 | 0.2 | -0.3 |
| | EE | -8.6 | 0.4 | -36.7 | 64.2 | 6.4 | -0.2 | 6.9 |
| | FI | -11.5 | 10.5 | 15.3 | -4.4 | -7.9 | 0.8 | 0.6 |
| | FR | 0.1 | 0.8 | 0.3 | -2.0 | 6.2 | -2.4 | -0.4 |
| | GB | 5.1 | 17.4 | 11.5 | -36.6 | 1.1 | -7.9 | 3.2 |
| | GG | 0.6 | 3.3 | 9.6 | 7.8 | 1.1 | 0.3 | -1.3 |
| | IE | 1.9 | 6.9 | 1.5 | 0 | 0.2 | -0.1 | 0.3 |
| | IM | 3.9 | 2.1 | 0.1 | -0.1 | 2.6 | 0 | 0 |
| | IS | 0.1 | 0 | 4.8 | -0.7 | 0.6 | -1.2 | -0.1 |
| | LI | 0 | -0.3 | -3.9 | 0.6 | -0.5 | 0.2 | -0.4 |
| | LR | -1.6 | -1.1 | -10.3 | 0 | 0 | 0 | 0 |
| | LT | 2.4 | -0.8 | 22.0 | -8.9 | -0.3 | 0.2 | -1.4 |
| | LU | -0.7 | 0 | 31.4 | 12.9 | 0.7 | 0.2 | 5.3 |
| | MT | 4.1 | -2.0 | 7.2 | 15.6 | -0.4 | 0.6 | 0.8 |
| | NL | -18.3 | 2.1 | 17.5 | 30.3 | -1.4 | 6.1 | -1.1 |
| | NO | -25.4 | 21.6 | -8.7 | -13.9 | 4.0 | 2.5 | -1.3 |
| | NZ | 1.8 | 3.6 | 1.5 | 0.3 | 0.6 | 0 | 0 |
| | PA | -2.1 | -0.1 | -6.9 | 0.8 | 3.9 | -0.1 | -0.1 |
| | RU | 4.5 | -22.9 | 0.5 | 3.9 | 1.0 | 0.9 | 1.0 |
| | SA | 5.3 | 0.3 | 0.2 | 0.6 | 0.2 | 0.4 | 0.3 |
| | SE | -2.2 | 52.4 | -3.1 | 22.0 | -2.5 | 7.0 | -5.4 |
| | TR | 0 | -1.4 | 4.5 | 1.4 | 1.6 | 1.4 | 0.8 |
| | US | -1.3 | 5.9 | 7.6 | -3.6 | 29.8 | -0.2 | 0.1 |
| | VG | -0.9 | 1.2 | 1.2 | 4.7 | 0.1 | 0.6 | 0.5 |

(turpinājums)

(cont.)

| Darbības veids, NACE (sekcija) Kind of activity, NACE (section) | Valsts Country | 2005 | 2006 | 2007 | 2008 | 2009 | | |
|--|-------------------|--------------|--------------|----------------|--------------|-------------|---------------|--------------|
| | | | | | | I | II | III |
| L | | -0.1 | -0.3 | 0.5 | 0 | 0 | 0 | 0 |
| M | | -0.3 | -2.1 | 0 | 0.2 | 0 | 0 | 0 |
| N | | 0 | 0.1 | 0.1 | 0 | 0 | 0 | 0 |
| O | | 17.9 | 5.2 | 12.4 | 14.3 | -0.5 | -7.0 | -3.1 |
| <i>t.sk./of which:</i> | AT | 13.3 | 4.5 | 6.0 | 8.4 | -1.5 | -3.9 | 0.1 |
| | SE | 0.6 | 1.1 | 3.5 | 3.0 | 1.0 | 0.5 | -0.9 |
| Neklasificēta darbība Kind of activity not classified | | 93.1 | 189.3 | 136.4 | 38.9 | 8.5 | -5.6 | 18.8 |
| <i>t.sk./of which:</i> | BE | 0 | 0 | 3.5 | 0.4 | 0.2 | 0 | 0 |
| | CH | 1.1 | 0.8 | -4.3 | 2.7 | 0 | 0 | 0.1 |
| | CY | -0.1 | 1.7 | 12.6 | -2.6 | 3.3 | 1.1 | 2.7 |
| | DK | 3.6 | 0.1 | 6.9 | 10.0 | 0.5 | 0 | 4.7 |
| | EE | 3.8 | 11.3 | 15.0 | 5.0 | 0.1 | 0.1 | 0.1 |
| | FI | 0 | 2.7 | 0 | 0.4 | 0 | 7.0 | 0.6 |
| | GB | 2.2 | 30.9 | 9.0 | -3.7 | -0.1 | 0.8 | 0.3 |
| | IE | 0.2 | 5.0 | 0 | 1.2 | 0 | 0 | 0.1 |
| | IS | 4.6 | 4.3 | 0.5 | 12.7 | 0.3 | 0.1 | 0 |
| | IT | 0.3 | 3.2 | 1.3 | -0.2 | 0.3 | 0.2 | 0 |
| | LI | 0 | 0.9 | 1.2 | 5.0 | 0 | 0 | 0 |
| | LT | 13.1 | 2.6 | 0.7 | 0.5 | 0 | 0 | 0.1 |
| | LU | 0 | 12.7 | -0.2 | 17.1 | 0 | 0.2 | 0 |
| | NL | 5.1 | 1.8 | 3.0 | 0.1 | 0.1 | 0.5 | 0.7 |
| | NO | 1.1 | -30.9 | 13.1 | 1.9 | -1.4 | -0.3 | 0.2 |
| | RU | 0.9 | 6.6 | -0.5 | 1.3 | 0 | 0.1 | 0.1 |
| | SE | 1.0 | 13.6 | 4.5 | 0.2 | 0.2 | 0 | 0.3 |
| | UA | 0 | 1.0 | 7.4 | 0.5 | 0 | 0 | 0 |
| | US | 4.4 | 60.1 | 17.1 | 0.8 | 0 | -0.1 | 0.3 |
| Kopā Total | | 399.1 | 932.2 | 1 193.2 | 606.5 | 15.8 | -129.0 | 125.9 |

**8.5. LATVIJAS TIEŠĀS INVESTĪCIJAS ĀRVALSTĪS (ATLIKUMI¹) VALSTU DALĪJUMĀ
LATVIA'S DIRECT INVESTMENT ABROAD (POSITIONS¹) BY COUNTRY**

(perioda beigās; milj. latu)
(at end of period; in millions of lats)

| Valsts Country | | | 2005 | 2006 | 2007 | 2008 | 2009 | | |
|-------------------|--------------------|---------------------|------|------|-------|-------|-------|------|------|
| Kods Code | Nosaukums Name | I | | | | | II | III | |
| AG | Antigva un Barbuda | Antigua and Barbuda | 0.5 | 0.5 | 0.5 | 4.9 | 5.1 | 5.2 | 5.1 |
| AM | Armēnija | Armenia | 0 | 0.9 | 2.1 | 1.9 | 1.9 | 1.9 | 1.9 |
| AT | Austrija | Austria | 0.9 | 3.8 | 4.5 | 4.9 | 4.9 | 5.0 | 5.3 |
| AU | Austrālija | Australia | 0.1 | 0.9 | 0 | 0 | 0 | 0 | 0.2 |
| BE | Beļģija | Belgium | 0.1 | 0.1 | 0 | 0.3 | 0.4 | 0.3 | 0.5 |
| BG | Bulgārija | Bulgaria | 1.1 | 0.5 | 0.7 | 2.1 | 1.2 | 1.2 | 1.2 |
| BY | Baltkrievija | Belarus | 7.3 | 9.8 | 11.1 | 11.2 | 11.9 | 12.2 | 12.7 |
| CH | Šveice | Switzerland | 49.4 | 89.6 | 122.8 | 148.2 | 129.4 | 92.6 | 87.9 |
| CY | Kipra | Cyprus | 7.7 | 7.8 | 7.5 | 7.7 | 7.6 | 16.7 | 14.0 |
| CZ | Čehija | Czech Republic | 0.4 | 0 | 0.5 | 0.5 | 0.5 | 0.5 | 0.5 |
| DE | Vācija | Germany | 1.9 | 4.9 | 1.4 | 24.6 | 23.7 | 24.2 | 27.9 |
| DK | Dānija | Denmark | 4.9 | 5.1 | 5.0 | 5.1 | 0.8 | 1.5 | 2.6 |
| EE | Igaunija | Estonia | 16.2 | 14.7 | 36.5 | 26.9 | 30.8 | 32.9 | 31.7 |
| ES | Spānija | Spain | 0 | 0.3 | 0 | 0.2 | 0 | 0.1 | 0 |
| FI | Somija | Finland | 0.5 | 0.4 | 0.4 | -1.1 | -1.1 | -1.1 | -0.9 |
| FR | Francija | France | 0.2 | 1.0 | 4.9 | 0 | 0.1 | 0.1 | 0.1 |
| GB | Lielbritānija | United Kingdom | 2.3 | 3.4 | 4.1 | 3.5 | 3.2 | 3.1 | 6.0 |
| GE | Gruzija | Georgia | 0 | 0 | 0.2 | 0.1 | 0.1 | 0.1 | 0.1 |
| HR | Horvātija | Croatia | 0.8 | 1.7 | 2.5 | 2.0 | 2.1 | 0.5 | 0 |
| IE | Īrija | Ireland | 0.3 | 0.3 | 0.2 | 0 | 0.1 | 0.1 | 0.1 |
| IL | Izraēla | Israel | 0.2 | 0 | 0.1 | 0 | 0 | 0 | 0 |
| IS | Īslande | Iceland | 0 | 0 | 0 | 0 | 0.3 | 0.3 | 0.2 |
| IT | Itālija | Italy | 0 | 0 | 0 | 0.2 | 0 | 0 | 0 |
| JP | Japāna | Japan | 0 | 0.1 | 0.2 | 0.2 | 0.1 | 0.1 | 0.1 |
| KG | Kirgizstāna | Kyrgyzstan | 0 | 0 | 0 | 0.4 | 0.6 | 0.6 | 0.6 |
| KZ | Kazahstāna | Kazakhstan | 0.3 | 0.2 | 0.7 | 4.8 | 6.0 | 6.2 | 6.7 |
| LT | Lietuva | Lithuania | 33.8 | 43.9 | 79.9 | 98.4 | 112.4 | 93.1 | 96.2 |
| LU | Luksemburga | Luxembourg | 0.3 | 0.3 | 46.6 | 9.1 | 8.6 | 8.6 | 8.6 |
| MT | Malta | Malta | 0.8 | 5.8 | 5.8 | 1.9 | 1.7 | 1.8 | 1.8 |
| NL | Nīderlande | Netherlands | 0.3 | 0.2 | 0.5 | 0.5 | 0.2 | 0.2 | 0.2 |
| NO | Norvēģija | Norway | 4.7 | 19.5 | 22.1 | 19.9 | 22.3 | 22.3 | 22.3 |
| NZ | Jaunzēlande | New Zealand | 0.1 | 0 | 0 | 0 | 0 | 0 | 0 |
| PA | Panama | Panama | 0 | 0 | 0.1 | 0 | 0 | 0 | 0 |
| PL | Polija | Poland | 0 | 0.2 | 1.0 | 26.3 | 28.9 | 23.1 | 30.1 |
| PT | Portugāle | Portugal | 0 | 0 | -0.4 | -0.8 | -0.9 | -1.0 | -1.1 |
| RO | Rumānija | Romania | 1.4 | 1.0 | 1.9 | 2.0 | 1.8 | 1.5 | 2.0 |
| RS | Serbija | Serbia | 0 | 0 | 0 | 0.2 | 0 | 0 | 0 |
| RU | Krievija | Russian Federation | 13.0 | 17.5 | 39.7 | 45.1 | 29.4 | 28.7 | 24.4 |
| SE | Zviedrija | Sweden | 1.4 | 2.9 | 6.1 | 4.2 | 5.0 | 5.2 | 5.2 |
| SI | Slovēnija | Slovenia | 0.1 | 0.7 | 0.3 | 0.1 | 0.6 | 0.4 | 0.6 |
| SK | Slovākija | Slovakia | 1.7 | 0.6 | 0.7 | 0.5 | 0.7 | 3.0 | 2.5 |
| TR | Turcija | Turkey | 0 | 0 | 0 | 0.4 | 0.1 | 0.1 | 0.1 |
| UA | Ukraina | Ukraine | 6.4 | 6.8 | 13.1 | 38.3 | 42.2 | 33.1 | 42.6 |

¹ Valstu dalījumā uzrādīti atlikumi, kuru apjoms vismaz viena perioda beigās pārsniedz 0.1 milj. latu.

¹ Breakdown by country presents positions exceeding 0.1 million lats at least at the end of one period.

(turpinājums)

(cont.)

| Valsts Country | | | 2005 | 2006 | 2007 | 2008 | 2009 | | |
|-------------------|-----------------------------|-------------------------|--------------|--------------|--------------|--------------|--------------|--------------|--------------|
| Kods Code | Nosaukums | Name | | | | | I | II | III |
| US | Amerikas Savienotās Valstis | United States | 2.1 | 2.8 | 0.6 | 0.6 | 1.2 | 1.1 | 1.2 |
| UZ | Uzbekistāna | Uzbekistan | 0.2 | 0.1 | 1.1 | 0.1 | 0.1 | 0.1 | 0 |
| VG | Britu Virdžīnas | Virgin Islands, British | 0 | 0 | 7.2 | 5.3 | 4.4 | 5.3 | 5.3 |
| | Pārējās valstis | Other countries | 0 | 0.1 | 0.1 | -0.2 | 0 | -0.1 | 0.2 |
| | Bez valsts norādes | Country not specified | 6.1 | 6.4 | 15.8 | 21.1 | 25.8 | 24.4 | 25.2 |
| | Kopā | Total | 167.5 | 254.8 | 448.1 | 521.6 | 514.2 | 455.2 | 471.9 |

**8.6. LATVIJAS TIEŠĀS INVESTĪCIJAS ĀRVALSTĪS (ATLIKUMI¹) DARBĪBAS VEIDU UN VALSTU DALĪJUMĀ
LATVIA'S DIRECT INVESTMENT ABROAD (POSITIONS¹) BY KIND OF ACTIVITY AND COUNTRY**

(perioda beigās; milj. latu)
(at end of period; in millions of lats)

| Darbības veids, NACE (sekcija) Kind of activity, NACE (section) | Valsts Country | 2005 | 2006 | 2007 | 2008 | 2009 | | |
|--|-------------------|-------------|--------------|--------------|--------------|--------------|--------------|--------------|
| | | | | | | I | II | III |
| A | | 0 | 0.3 | 0 | 1.0 | 1.0 | 1.3 | 1.3 |
| <i>t.sk./of which:</i> | RU | 0 | 0 | 0 | 1.0 | 1.0 | 1.0 | 1.0 |
| B | | 0 | 0 | 0 | 0 | 0 | 0 | 0 |
| C | | 0 | 0 | 0 | 0 | 0 | 0 | 0 |
| D | | 11.0 | 14.1 | 26.6 | 20.2 | 19.7 | 19.7 | 21.6 |
| <i>t.sk./of which:</i> | DE | 1.4 | 1.7 | 0.2 | 0.1 | 0.1 | 0.6 | 1.7 |
| | EE | 2.0 | 2.5 | 3.1 | 3.3 | 4.3 | 3.9 | 3.8 |
| | FR | 0.1 | 0.8 | 4.9 | 0 | 0 | 0 | 0 |
| | GB | 1.5 | 1.1 | 1.3 | 0.9 | 0.9 | 0.9 | 2.8 |
| | LT | 0.1 | 1.3 | 4.7 | 6.5 | 6.7 | 6.6 | 6.6 |
| | RU | 3.0 | 4.0 | 4.3 | 3.6 | 1.4 | 1.4 | 0.2 |
| | SE | 1.4 | 1.8 | 6.0 | 4.1 | 4.7 | 4.6 | 4.6 |
| E | | 3.9 | 3.7 | 3.7 | 4.1 | 4.2 | 4.2 | 4.5 |
| <i>t.sk./of which:</i> | EE | 3.9 | 3.7 | 3.7 | 4.1 | 4.1 | 4.2 | 4.5 |
| F | | 0.9 | 1.4 | 2.3 | 4.8 | 6.8 | 7.7 | 9.0 |
| <i>t.sk./of which:</i> | DK | 0 | 0 | 0 | 0 | 0.8 | 1.5 | 2.6 |
| | LT | 0.7 | 0.8 | 0.8 | 1.2 | 1.0 | 1.0 | 1.0 |
| | RU | 0.1 | 0.2 | 1.0 | 1.1 | 2.5 | 2.5 | 2.5 |
| | UA | 0 | 0 | 0 | 1.1 | 1.2 | 1.2 | 1.2 |
| G | | 71.6 | 110.4 | 177.7 | 234.4 | 206.7 | 170.8 | 174.3 |
| <i>t.sk./of which:</i> | BG | 0 | 0 | 0 | 1.5 | 0.8 | 0.8 | 0.8 |
| | BY | 5.4 | 8.0 | 8.9 | 7.0 | 7.0 | 7.0 | 7.4 |
| | CH | 40.8 | 79.8 | 112.5 | 132.2 | 111.4 | 81.7 | 76.9 |
| | CY | 0 | -1.0 | -0.8 | -0.8 | -0.8 | -0.8 | -0.8 |
| | EE | 4.9 | 3.9 | 3.6 | 4.3 | 3.8 | 6.7 | 6.9 |
| | HR | 0.8 | 1.6 | 2.5 | 2.0 | 2.1 | 0.5 | 0 |
| | KZ | 0 | 0 | 0.7 | 4.6 | 5.8 | 6.1 | 6.6 |
| | LT | 8.9 | 10.1 | 15.8 | 22.8 | 24.9 | 21.6 | 22.3 |
| | PL | 0 | 0.1 | 1.5 | 26.2 | 28.8 | 23.1 | 30.1 |
| | RO | 1.4 | 1.0 | 1.9 | 2.0 | 1.8 | 1.5 | 2.0 |
| | RU | 5.9 | 3.7 | 21.6 | 22.4 | 9.6 | 9.1 | 8.7 |
| | SK | 1.7 | 0.6 | 0.7 | 0.5 | 0.7 | 3.0 | 2.5 |
| | UA | 0.7 | 0.9 | 0.9 | 3.3 | 3.5 | 3.5 | 3.4 |
| | US | 0.6 | 0 | 0 | 0 | 1.0 | 1.0 | 1.0 |
| | VG | 0 | 0 | 7.2 | 5.3 | 5.4 | 5.3 | 5.3 |
| H | | 0 | 0.2 | 5.5 | 5.7 | 5.6 | 5.6 | 5.5 |
| <i>t.sk./of which:</i> | EE | 0 | 0.1 | 1.6 | 1.7 | 1.6 | 1.6 | 1.6 |
| | LT | 0 | 0.2 | 3.9 | 4.0 | 4.0 | 4.0 | 4.0 |
| I | | 2.4 | 11.3 | 9.1 | 14.3 | 16.4 | 13.7 | 16.0 |
| <i>t.sk./of which:</i> | AG | 0 | 0 | 0 | 4.7 | 4.9 | 5.0 | 5.0 |
| | CH | 0 | 0 | 0.4 | 5.9 | 8.2 | 1.1 | 1.2 |
| | CY | 0 | 0 | 0 | 0 | 0 | 4.4 | 6.5 |
| | LT | 1.0 | 0.2 | 0.2 | 0.2 | 0.2 | 0.2 | 0.2 |
| | MT | 0 | 4.2 | 4.2 | 0.5 | 0.6 | 0.6 | 0.6 |
| | RU | 0.7 | 6.3 | 3.9 | 1.3 | 1.4 | 1.3 | 1.3 |
| J | | 49.7 | 53.3 | 160.8 | 140.2 | 149.5 | 133.2 | 137.1 |
| <i>t.sk./of which:</i> | AM | 0 | 0.9 | 2.1 | 1.9 | 1.9 | 1.9 | 1.9 |
| | AT | 1.3 | 0 | 0 | 0 | 0 | 0 | 0 |
| | CH | 8.2 | 9.7 | 9.7 | 9.7 | 9.7 | 9.7 | 9.7 |
| | CY | 7.7 | 7.0 | 7.4 | 8.2 | 8.2 | 12.7 | 8.0 |
| | DK | 4.9 | 0 | 0 | 0 | 0 | 0 | 0 |
| | EE | 4.2 | 5.5 | 24.5 | 13.2 | 11.3 | 11.3 | 9.5 |
| | FI | 0 | 0 | 0 | -1.2 | -1.2 | -1.2 | -1.2 |
| | LT | 12.1 | 19.9 | 46.9 | 55.3 | 65.2 | 52.5 | 53.6 |
| | LU | 0.3 | 0.3 | 46.1 | 8.6 | 8.6 | 8.6 | 8.6 |
| | NO | 0 | 0 | 7.7 | 7.7 | 7.7 | 7.7 | 7.7 |
| | PT | 0 | 0 | -0.4 | -0.8 | -0.9 | -1.0 | -1.1 |
| | RU | 3.2 | 3.1 | 6.4 | 7.8 | 8.1 | 8.1 | 8.1 |
| | UA | 5.1 | 5.0 | 8.9 | 27.0 | 28.3 | 19.3 | 28.7 |

¹ Valstu dalījumā uzrādīti atlikumi, kuru apjoms vismaz viena perioda beigās pārsniedz 1 milj. latu.

¹ Breakdown by country presents positions exceeding 1 million lats at least at the end of one period.

(turpinājums)

(cont.)

| Darbības veids, NACE (sekcija) Kind of activity, NACE (section) | Valsts Country | 2005 | 2006 | 2007 | 2008 | 2009 | | |
|--|-------------------|--------------|--------------|--------------|--------------|--------------|--------------|--------------|
| | | | | | | I | II | III |
| K | | 19.3 | 39.4 | 35.1 | 67.9 | 72.9 | 70.2 | 72.3 |
| <i>t.sk./of which:</i> | AT | -0.4 | 3.8 | 4.5 | 4.9 | 4.9 | 4.9 | 4.9 |
| | BY | 1.0 | 1.2 | 1.3 | 2.6 | 3.3 | 3.3 | 3.3 |
| | CY | 0 | 1.7 | 0.9 | 0.3 | 0.3 | 0.3 | 0.3 |
| | DE | 0.5 | 2.1 | 0.3 | 22.1 | 22.4 | 22.4 | 25.0 |
| | DK | 0 | 5.0 | 5.0 | 5.0 | 0 | 0 | 0 |
| | EE | 0.3 | -1.6 | -0.8 | -0.7 | 5.1 | 4.5 | 4.8 |
| | GB | 0.4 | 0.5 | 0.8 | 0.6 | 0.4 | 0.4 | 1.1 |
| | LT | 10.0 | 9.9 | 3.6 | 7.7 | 9.9 | 6.8 | 8.1 |
| | NO | 4.7 | 11.8 | 14.4 | 12.1 | 14.6 | 14.6 | 14.6 |
| | RU | 0 | 0.1 | 1.0 | 4.4 | 3.8 | 3.8 | 1.1 |
| | UA | 0.4 | 0.4 | 0.9 | 6.5 | 7.4 | 7.5 | 7.5 |
| | US | 0 | 1.8 | 0 | 0.3 | 0 | 0 | 0 |
| | VG | 0 | 0 | 0 | 0 | -1.0 | 0 | 0 |
| L | | 0 | 0 | 0 | 0 | 0 | 0 | 0 |
| M | | 0.1 | 0.1 | 0 | 0.4 | 0 | 0 | 0 |
| N | | 0 | 0 | 0 | 0 | 0 | 0 | 0 |
| O | | 1.0 | 1.4 | 0.5 | 1.0 | 1.1 | 1.1 | 1.1 |
| <i>t.sk./of which:</i> | LT | 1.0 | 1.1 | 0.4 | 0.4 | 0.4 | 0.4 | 0.4 |
| Neklasificēta darbība Kind of activity not classified | | 7.6 | 19.2 | 26.6 | 27.6 | 30.4 | 27.9 | 29.2 |
| <i>t.sk./of which:</i> | GB | 0.1 | 1.8 | 1.8 | 1.8 | 1.8 | 1.8 | 1.8 |
| | LT | 0 | 0.5 | 3.6 | 0.1 | 0.1 | 0 | 0 |
| | NO | 0 | 7.7 | 0 | 0 | 0 | 0 | 0 |
| | RU | 0.1 | 0.1 | 0.9 | 2.5 | 1.0 | 1.0 | 1.0 |
| | UA | 0 | 0.1 | 1.9 | 0 | 1.3 | 1.2 | 1.2 |
| Kopā Total | | 167.5 | 254.8 | 448.1 | 521.6 | 514.2 | 455.2 | 471.9 |

**8.7. ĀRVALSTU TIEŠĀS INVESTĪCIJAS LATVIJĀ (ATLIKUMI¹) VALSTU DALĪJUMĀ
FOREIGN DIRECT INVESTMENT IN LATVIA (POSITIONS¹) BY INVESTING COUNTRY**

(perioda beigās; milj. latu)
(at end of period; in millions of lats)

| Valsts Country | | | 2005 | 2006 | 2007 | 2008 | 2009 | | |
|-------------------|---------------------|-----------------------|-------|-------|-------|-------|-------|-------|-------|
| Kods Code | Nosaukums Name | I | | | | | II | III | |
| AN | Antiļas | Netherlands Antilles | 0 | 0 | 0 | 4.1 | 4.3 | 6.0 | 6.2 |
| AT | Austrija | Austria | 40.7 | 58.7 | 118.4 | 145.9 | 157.1 | 157.5 | 157.5 |
| AZ | Azerbaidžāna | Azerbaijan | 0 | 0 | 1.7 | 0 | 0 | 0 | 0 |
| BE | Beļģija | Belgium | 14.1 | 21.2 | 30.6 | 32.5 | 29.9 | 30.6 | 24.6 |
| BM | Bermudu salas | Bermuda | 0.2 | 1.6 | 2.4 | 1.7 | -0.3 | -0.3 | -0.3 |
| BS | Bahamu salas | Bahamas | 7.3 | 3.8 | 0.2 | 0 | 0 | 0 | 0 |
| BY | Baltkrievija | Belarus | 3.6 | 5.1 | 4.5 | 6.8 | 6.7 | 7.7 | 7.4 |
| BZ | Beliza | Belize | 1.1 | 3.7 | 4.3 | 4.5 | 4.6 | 4.7 | 4.7 |
| CA | Kanāda | Canada | 1.2 | 1.3 | 2.3 | 2.7 | 2.4 | 6.8 | 6.8 |
| CH | Šveice | Switzerland | 67.7 | 72.8 | 64.3 | 53.9 | 56.5 | 61.0 | 66.4 |
| CY | Kipra | Cyprus | 36.8 | 167.4 | 263.0 | 205.8 | 196.3 | 214.1 | 240.8 |
| CZ | Čehija | Czech Republic | 2.6 | 2.1 | 4.1 | 4.3 | 4.1 | 3.7 | 3.3 |
| DE | Vācija | Germany | 369.8 | 443.2 | 446.2 | 360.7 | 386.9 | 406.7 | 418.0 |
| DK | Dānija | Denmark | 251.6 | 331.6 | 462.9 | 459.2 | 435.0 | 419.3 | 423.3 |
| DM | Dominika | Dominica | 1.9 | 2.1 | 3.4 | 1.1 | 2.8 | 2.9 | 3.3 |
| EE | Igaunija | Estonia | 293.1 | 466.5 | 775.7 | 921.1 | 898.4 | 821.6 | 867.6 |
| ES | Spānija | Spain | 1.0 | 2.5 | 1.9 | 2.2 | 22.4 | 22.3 | 22.1 |
| FI | Somija | Finland | 191.5 | 233.9 | 334.3 | 335.6 | 306.6 | 296.7 | 291.8 |
| FR | Francija | France | 13.2 | 12.1 | 19.0 | 47.9 | 50.4 | 49.5 | 48.1 |
| GB | Lielbritānija | United Kingdom | 62.8 | 113.9 | 131.5 | 107.8 | 121.8 | 98.7 | 109.3 |
| GG | Gērnsija | Guernsey | 34.5 | 29.2 | 72.0 | 36.2 | 25.7 | 26.4 | 33.0 |
| GI | Gibraltārs | Gibraltar | 1.9 | 0.7 | 0.1 | 0.1 | 0.2 | 0.2 | 0.2 |
| HK | Honkonga | Hong Kong | 4.8 | 8.6 | 0 | 0.4 | 0.4 | 0.5 | 0.6 |
| IE | Īrija | Ireland | 26.5 | 12.8 | 53.2 | 210.4 | 237.2 | 256.2 | 270.0 |
| IL | Izraēla | Israel | 1.0 | 1.6 | 2.9 | 0.3 | 2.4 | 2.4 | 2.4 |
| IM | Mena | Isle of Man | 4.2 | 9.6 | 9.3 | 9.5 | 11.5 | 10.5 | 10.5 |
| IS | Īslande | Iceland | 15.2 | 34.4 | 86.5 | 109.8 | 102.9 | 111.5 | 108.0 |
| IT | Itālija | Italy | 6.6 | 12.2 | 15.1 | 23.1 | 24.4 | 24.3 | 23.7 |
| JE | Džērsija | Jersey | 6.1 | 7.7 | 9.0 | 11.9 | 11.9 | 12.4 | 12.6 |
| KN | Sentkitsa un Nevisa | Saint Kitts and Nevis | 0.1 | 1.8 | 2.0 | 0.4 | 0.1 | 0.1 | 0.1 |
| KR | Korejas Republika | Korea, Republic of | 0 | 2.8 | 4.7 | 8.1 | 10.0 | 6.5 | 14.1 |
| KY | Kaimanu salas | Cayman Islands | 1.5 | 0.5 | 0.8 | 1.3 | 2.7 | 3.0 | 3.0 |
| KZ | Kazahstāna | Kazakhstan | 4.2 | 2.9 | 2.3 | 2.1 | 2.2 | 2.1 | 2.1 |
| LI | Lihtenšteina | Liechtenstein | 6.1 | 6.8 | 10.4 | 20.7 | 18.9 | 14.0 | 13.8 |
| LR | Libērija | Liberia | 10.1 | 8.4 | 0 | 0 | 0 | 0 | 0 |
| LT | Lietuva | Lithuania | 71.7 | 100.9 | 128.4 | 212.2 | 227.3 | 200.9 | 199.5 |
| LU | Luksemburga | Luxembourg | 7.3 | 24.7 | 92.3 | 113.7 | 98.2 | 99.3 | 103.6 |
| MH | Māršāla salas | Marshall Islands | 0 | 0.5 | 3.1 | 3.0 | 2.1 | 2.1 | 2.3 |
| MT | Malta | Malta | -4.3 | 31.4 | 66.3 | 82.9 | 82.6 | 82.8 | 84.3 |
| NL | Nīderlande | Netherlands | 209.7 | 222.7 | 295.8 | 312.2 | 309.6 | 360.1 | 373.4 |
| NO | Norvēģija | Norway | 79.4 | 152.7 | 187.8 | 171.4 | 172.7 | 193.2 | 195.6 |
| NZ | Jaunzēlande | New Zealand | 13.4 | 17.1 | 14.9 | 20.6 | 20.9 | 21.9 | 22.5 |

¹ Valstu dalījumā uzrādīti atlikumi, kuru apjoms vismaz viena perioda beigās pārsniedz 1 milj. latu.
¹ Breakdown by country presents positions exceeding 1 million lats at least at the end of one period.

(turpinājums)

(cont.)

| Valsts Country | | | 2005 | 2006 | 2007 | 2008 | 2009 | | |
|-------------------|------------------------------|-----------------------------|----------------|----------------|----------------|----------------|----------------|----------------|----------------|
| Kods Code | Nosaukums | Name | | | | | I | II | III |
| PA | Panama | Panama | 9.4 | 9.5 | 2.4 | 2.5 | 5.7 | 5.6 | 5.5 |
| PL | Polija | Poland | 2.0 | 3.9 | 6.2 | 11.9 | 11.5 | 11.7 | 7.4 |
| RO | Rumānija | Romania | 0 | 0 | 0 | 0 | 0 | 0 | -1.6 |
| RU | Krievija | Russian Federation | 241.5 | 264.8 | 242.5 | 262.3 | 234.0 | 246.8 | 270.7 |
| SA | Sauāda Arābija | Saudi Arabia | 14.9 | 15.1 | 15.3 | 10.3 | 5.7 | 6.1 | 6.5 |
| SC | Seišeļu salas | Seychelles | 0 | 0 | 0.3 | 0.2 | 2.6 | 2.0 | 2.9 |
| SE | Zviedrija | Sweden | 448.4 | 606.2 | 706.8 | 820.5 | 763.2 | 733.9 | 759.2 |
| SG | Singapūra | Singapore | 0 | 0 | 0.6 | 1.0 | 1.0 | 1.0 | 1.1 |
| SM | Sanmarino | San Marino | 0 | 0 | 0 | 0.9 | 1.6 | 1.6 | 1.6 |
| TR | Turcija | Turkey | 0 | 0.6 | 4.3 | 8.8 | 10.7 | 12.3 | 13.8 |
| UA | Ukraina | Ukraine | 9.4 | 13.4 | 35.3 | 38.8 | 37.2 | 37.4 | 32.0 |
| US | Amerikas Savienotās Valstis | United States | 193.5 | 234.9 | 233.1 | 222.6 | 232.8 | 231.1 | 236.9 |
| UZ | Uzbekistāna | Uzbekistan | 1.2 | 0.2 | 1.8 | 1.7 | 1.0 | 1.4 | 1.7 |
| VG | Britu Virdžīnas | Virgin Islands, British | 14.4 | 19.2 | 16.8 | 32.3 | 29.7 | 30.7 | 31.1 |
| ZA | Dienvidāfrika | South Africa | 0 | 0 | 1.6 | 0 | 0 | 0 | 0 |
| 1A | Starptautiskās organizācijas | International organisations | 3.9 | 0 | 0 | 0 | 0 | 0 | 58.1 |
| | Pārējās valstis | Other countries | 0.9 | 1.1 | 2.7 | 1.8 | 1.9 | 2.2 | 2.0 |
| | Bez valsts norādes | Country not pecified | 123.3 | 204.8 | 250.1 | 247.3 | 179.6 | 162.8 | 175.1 |
| | Kopā | Total | 2 923.0 | 4 007.2 | 5 247.4 | 5 711.0 | 5 568.0 | 5 526.5 | 5 780.2 |

**8.8. ĀRVALSTU TIEŠĀS INVESTĪCIJAS LATVIJĀ (ATLIKUMI¹) DARBĪBAS VEIDU UN VALSTU DALĪJUMĀ
FOREIGN DIRECT INVESTMENT IN LATVIA (POSITIONS¹) BY KIND OF ACTIVITY AND INVESTING COUNTRY**

(perioda beigās; milj. latu)
(at end of period; in millions of lats)

| Darbības veids, NACE (sekcija) Kind of activity, NACE (section) | Valsts Country | 2005 | 2006 | 2007 | 2008 | 2009 | | |
|--|-------------------|--------------|--------------|--------------|--------------|--------------|--------------|--------------|
| | | | | | | I | II | III |
| A | | 43.1 | 51.2 | 85.6 | 117.7 | 117.1 | 115.4 | 124.2 |
| <i>t.sk./of which:</i> | AT | 3.3 | 5.5 | 6.0 | 6.8 | 6.0 | 5.3 | 6.1 |
| | DE | 3.6 | 2.2 | 2.3 | 2.1 | 0.9 | 0.9 | 0.9 |
| | DK | 16.9 | 25.0 | 31.9 | 37.5 | 40.8 | 39.6 | 38.4 |
| | FI | 7.3 | 7.1 | 11.2 | 7.4 | 4.9 | 3.5 | 4.4 |
| | NO | 1.8 | 2.0 | 23.6 | 34.6 | 34.7 | 34.6 | 34.5 |
| | SE | 7.1 | 5.4 | 8.2 | 27.9 | 29.0 | 30.7 | 39.0 |
| | US | 2.2 | 3.7 | 1.6 | 0.7 | 0.1 | 0.1 | 0.1 |
| B | | 1.2 | 1.2 | 2.6 | 2.0 | 2.4 | 2.5 | 2.5 |
| C | | 15.2 | 19.2 | 25.1 | 25.5 | 28.0 | 28.7 | 29.5 |
| <i>t.sk./of which:</i> | DE | 4.8 | 7.3 | 10.8 | 11.7 | 16.3 | 16.0 | 16.4 |
| | DK | 6.5 | 8.7 | 8.7 | 7.3 | 7.0 | 8.0 | 8.3 |
| | FI | 1.8 | 1.8 | 3.7 | 4.3 | 4.3 | 4.3 | 4.3 |
| D | | 375.8 | 395.3 | 516.7 | 611.8 | 603.0 | 615.8 | 647.5 |
| <i>t.sk./of which:</i> | AT | 2.1 | 2.9 | 2.4 | 2.8 | 4.6 | 5.0 | 5.0 |
| | CH | 17.6 | 9.6 | 20.5 | 13.9 | 14.1 | 14.0 | 15.6 |
| | CY | 4.2 | 5.1 | 11.9 | 27.0 | 9.5 | 8.3 | 10.9 |
| | DE | 84.7 | 83.0 | 80.9 | 59.7 | 59.4 | 59.7 | 59.9 |
| | DK | 38.0 | 43.8 | 50.8 | 51.0 | 48.9 | 45.6 | 38.4 |
| | EE | 16.4 | 23.6 | 44.6 | 47.4 | 43.7 | 43.8 | 46.2 |
| | FI | 24.9 | 38.4 | 58.1 | 74.7 | 75.4 | 77.7 | 75.5 |
| | FR | 2.5 | 2.7 | 2.2 | 3.4 | 3.3 | 2.7 | 3.7 |
| | GB | 16.0 | 17.2 | 19.4 | 14.9 | 11.0 | 11.3 | 11.7 |
| | IE | 0.1 | 0.1 | 51.7 | 148.2 | 173.7 | 192.4 | 208.5 |
| | IS | 5.4 | 0.4 | 11.7 | 9.0 | 8.8 | 13.1 | 15.6 |
| | JE | 2.8 | 2.8 | 4.3 | 3.5 | 2.9 | 2.8 | 2.8 |
| | NL | 47.9 | 47.1 | 43.8 | 24.2 | 10.8 | 3.3 | 16.0 |
| | NO | 5.4 | 5.2 | 6.1 | 10.8 | 12.4 | 13.2 | 13.4 |
| | RU | 3.5 | 3.4 | 6.1 | 23.0 | 21.8 | 22.0 | 21.9 |
| | SE | 48.0 | 47.4 | 50.7 | 48.5 | 51.1 | 48.6 | 51.7 |
| | US | 47.9 | 51.1 | 44.6 | 41.9 | 43.1 | 42.3 | 40.1 |
| | VG | 0.1 | 4.4 | 0 | 0 | 0 | 0.7 | 0.9 |
| E | | 327.6 | 348.1 | 270.7 | 204.9 | 176.0 | 199.0 | 246.0 |
| <i>t.sk./of which:</i> | CY | 0 | 0 | 22.5 | 26.3 | 25.5 | 24.1 | 27.2 |
| | DE | 184.3 | 195.1 | 137.1 | 85.8 | 69.1 | 83.8 | 96.9 |
| | DK | 0 | 0 | 11.6 | 13.6 | 13.2 | 12.4 | 14.0 |
| | NL | 1.3 | 0 | 0 | 9.2 | 8.6 | 8.6 | 8.6 |
| | RU | 140.3 | 151.1 | 97.5 | 68.4 | 56.9 | 67.5 | 96.6 |
| F | | 49.7 | 67.6 | 85.5 | 107.1 | 126.8 | 129.7 | 126.6 |
| <i>t.sk./of which:</i> | DE | 2.9 | 2.4 | 2.2 | 3.0 | 5.0 | 4.0 | 3.8 |
| | DK | 0.4 | 0 | 0 | 0 | 4.1 | 6.2 | 5.1 |
| | EE | 20.2 | 17.0 | 31.0 | 45.7 | 48.5 | 48.7 | 51.3 |
| | ES | 0 | 0 | 0 | 0 | 10.9 | 10.9 | 10.9 |
| | FI | 14.8 | 41.5 | 39.5 | 35.6 | 33.9 | 31.8 | 33.5 |
| | LT | 2.8 | 2.7 | 4.5 | 7.4 | 4.9 | 5.2 | 5.3 |
| | SE | 1.8 | 1.3 | 4.8 | 10.8 | 12.7 | 14.0 | 6.6 |
| | US | 1.3 | 0 | 0 | 0 | 1.2 | 3.7 | 5.6 |

¹ Valstu dalījumā uzrādīti atlikumi, kuru apjoms vismaz viena perioda beigās pārsniedz 3 milj. latu.

¹ Breakdown by country presents positions exceeding 3 million lats at least at the end of one period.

(turpinājums)

(cont.)

| Darbības veids, NACE (sekcija) Kind of activity, NACE (section) | Valsts Country | 2005 | 2006 | 2007 | 2008 | 2009 | | |
|--|-------------------|--------------|--------------|--------------|--------------|--------------|--------------|--------------|
| | | | | | | I | II | III |
| G | | 409.7 | 525.3 | 626.0 | 800.4 | 806.7 | 817.2 | 806.4 |
| <i>t.sk./of which:</i> | AT | 6.5 | 8.5 | 11.9 | 11.6 | 15.2 | 21.6 | 18.5 |
| | BE | 10.7 | 17.5 | 22.5 | 25.3 | 22.4 | 23.0 | 16.8 |
| | BY | 1.4 | 2.2 | 3.3 | 3.6 | 3.6 | 3.3 | 3.2 |
| | CH | 13.1 | 27.7 | 26.0 | 19.5 | 22.4 | 27.1 | 31.1 |
| | CY | 13.7 | 37.5 | 17.8 | 31.4 | 20.4 | 24.4 | 24.0 |
| | DE | 20.9 | 35.7 | 45.5 | 52.1 | 49.1 | 51.1 | 47.2 |
| | DK | 23.6 | 32.7 | 22.4 | 24.7 | 28.8 | 28.3 | 26.8 |
| | EE | 16.1 | 34.8 | 52.4 | 60.8 | 70.5 | 65.3 | 66.0 |
| | FI | 81.1 | 73.2 | 128.3 | 118.6 | 112.3 | 100.1 | 96.0 |
| | FR | 8.0 | 6.3 | 7.4 | 35.7 | 34.9 | 34.2 | 33.6 |
| | GB | 5.9 | 5.8 | 16.6 | 20.9 | 22.4 | 7.2 | 9.7 |
| | HK | 4.8 | 8.6 | 0 | 0.4 | 0.4 | 0.5 | 0.6 |
| | IE | 0.1 | -1.6 | -13.2 | -2.0 | -1.2 | -0.7 | -1.9 |
| | IS | 3.5 | 6.0 | 6.1 | 12.5 | 12.3 | 12.7 | 13.2 |
| | KR | 0 | 0 | 2.1 | 8.1 | 10.0 | 6.5 | 14.1 |
| | LI | 1.9 | 1.7 | 1.8 | 9.3 | 9.8 | 4.9 | 4.9 |
| | LT | 13.6 | 23.2 | 44.8 | 117.3 | 137.1 | 111.4 | 116.3 |
| | LU | 6.0 | 8.1 | 10.0 | 14.9 | 13.9 | 14.0 | 6.5 |
| | NL | 14.5 | 37.2 | 43.7 | 37.6 | 47.8 | 109.2 | 105.4 |
| | NO | 37.3 | 48.2 | 45.6 | 45.1 | 44.2 | 49.0 | 52.1 |
| | NZ | 0 | 0 | 0 | 5.6 | 5.6 | 5.6 | 6.2 |
| | PL | 1.0 | 2.5 | 2.5 | 7.7 | 6.7 | 6.7 | 2.4 |
| | RU | 4.2 | 3.5 | 16.4 | 17.8 | 7.1 | 7.0 | 7.1 |
| | SE | 46.6 | 53.7 | 71.0 | 83.6 | 71.1 | 65.2 | 67.8 |
| | US | 69.8 | 46.0 | 33.4 | 27.0 | 24.9 | 27.4 | 28.7 |
| | VG | 1.1 | 0.9 | 0.7 | 3.4 | 3.0 | 2.3 | 2.1 |
| H | | 28.1 | 36.9 | 50.4 | 61.5 | 60.5 | 66.9 | 66.0 |
| <i>t.sk./of which:</i> | CY | 1.6 | 0.6 | 3.1 | 4.0 | 5.8 | 5.5 | 5.4 |
| | EE | 3.5 | 3.9 | 4.4 | 4.3 | 4.0 | 4.0 | 4.0 |
| | LT | 0.3 | 5.2 | 5.6 | 8.7 | 8.6 | 8.7 | 8.7 |
| | MT | 0 | 0 | 8.8 | 6.8 | 6.8 | 6.5 | 6.6 |
| | NO | 3.9 | 5.2 | 4.9 | 2.4 | 0.6 | 7.8 | 6.9 |
| | RU | 0 | 0 | 4.9 | 9.2 | 10.7 | 10.7 | 10.6 |
| | SE | 2.3 | 1.9 | 1.9 | 3.8 | 3.4 | 3.4 | 3.4 |
| | US | 10.7 | 12.5 | 9.9 | 16.1 | 15.6 | 15.5 | 15.6 |
| I | | 336.5 | 347.1 | 392.5 | 466.3 | 454.8 | 430.1 | 433.2 |
| <i>t.sk./of which:</i> | AN | 0 | 0 | 0 | 4.1 | 4.2 | 6.0 | 6.2 |
| | BS | 2.3 | 3.8 | 0 | 0 | 0 | 0 | 0 |
| | CH | 13.1 | 3.5 | 6.1 | 6.2 | 8.9 | 8.8 | 8.3 |
| | CY | 3.4 | 2.3 | 18.7 | 44.0 | 48.8 | 49.6 | 51.7 |
| | DE | 2.5 | 1.1 | 2.8 | 3.4 | 3.6 | 3.6 | 3.2 |
| | DK | 86.4 | 95.0 | 97.2 | 93.6 | 97.2 | 88.9 | 91.8 |
| | EE | 5.8 | 4.7 | 6.6 | 6.8 | 4.2 | 4.2 | 4.1 |
| | FI | 2.6 | 3.7 | 6.8 | 4.5 | 5.3 | 5.4 | 5.5 |
| | GB | 4.7 | 4.9 | 4.5 | 4.6 | 3.9 | 3.1 | 3.2 |
| | IS | 0 | 0.8 | 4.2 | 1.3 | 2.2 | 6.0 | 1.5 |
| | IT | 4.1 | 6.8 | 6.9 | 12.2 | 12.6 | 12.6 | 11.9 |
| | LT | 1.2 | 24.2 | 15.6 | 32.0 | 29.5 | 29.9 | 28.6 |
| | MT | -8.9 | -4.2 | 2.4 | 1.3 | 1.3 | 1.1 | 1.0 |
| | NL | 120.6 | 104.4 | 115.7 | 109.9 | 118.6 | 107.6 | 110.3 |
| | NO | 1.5 | 1.5 | 3.0 | 3.4 | 3.3 | 3.2 | 2.7 |
| | RU | 41.5 | 39.9 | 39.4 | 38.5 | 37.9 | 37.4 | 37.0 |
| | SE | 41.1 | 41.0 | 46.0 | 81.1 | 53.5 | 42.7 | 46.3 |
| | US | 3.7 | 2.1 | 4.2 | 6.2 | 6.3 | 4.0 | 4.3 |
| | VG | 6.5 | 5.6 | 5.0 | 5.5 | 6.1 | 6.5 | 6.2 |

(turpinājums)

(cont.)

| Darbības veids, NACE (sekcija) Kind of activity, NACE (section) | Valsts Country | 2005 | 2006 | 2007 | 2008 | 2009 | | |
|--|-------------------|--------------|--------------|----------------|----------------|----------------|----------------|----------------|
| | | | | | | I | II | III |
| J | | 625.4 | 964.7 | 1 486.2 | 1 647.2 | 1 599.7 | 1 512.9 | 1 635.4 |
| <i>t.sk./of which:</i> | AT | 0 | 6.4 | 53.7 | 64.1 | 70.5 | 69.3 | 69.9 |
| | BS | 5.0 | 0 | 0 | 0 | 0 | 0 | 0 |
| | BY | 0.3 | 1.0 | 0.7 | 1.7 | 2.0 | 3.2 | 2.9 |
| | BZ | 1.0 | 3.7 | 3.7 | 3.8 | 3.9 | 3.8 | 3.7 |
| | CH | 16.3 | 15.5 | 0 | 0.3 | 0.3 | 0.3 | 0.3 |
| | CY | 7.9 | 0.7 | 0.9 | 5.4 | 21.2 | 20.6 | 26.8 |
| | DE | 45.4 | 88.6 | 41.5 | 42.2 | 63.8 | 78.2 | 79.7 |
| | DK | 60.0 | 94.1 | 202.3 | 194.2 | 164.2 | 159.1 | 164.5 |
| | EE | 181.9 | 313.7 | 545.9 | 597.0 | 580.3 | 511.2 | 551.9 |
| | FI | 32.0 | 31.4 | 26.2 | 27.7 | 14.9 | 10.4 | 7.2 |
| | FR | 0 | 0 | 5.9 | 4.4 | 2.1 | 3.1 | 1.7 |
| | GB | 2.8 | 2.8 | 2.8 | 2.8 | 2.0 | 1.8 | 5.3 |
| | IE | 23.4 | 0 | 0 | 52.1 | 52.1 | 52.1 | 50.6 |
| | IS | 0 | 16.3 | 34.2 | 36.4 | 30.5 | 32.7 | 30.6 |
| | JE | 0 | 0 | 0 | 3.8 | 3.8 | 3.8 | 3.7 |
| | KZ | 3.0 | 2.9 | 2.3 | 2.1 | 2.2 | 2.1 | 2.1 |
| | LI | 3.3 | 3.0 | 2.7 | 2.7 | 3.1 | 2.9 | 2.8 |
| | LT | 13.0 | 18.6 | 32.7 | 33.0 | 33.7 | 31.9 | 28.2 |
| | LU | 0 | 1.4 | 32.4 | 21.2 | 19.8 | 20.2 | 20.2 |
| | MT | 0 | 31.7 | 40.5 | 43.9 | 43.8 | 43.9 | 44.6 |
| | NL | 0 | 0 | 7.1 | 8.3 | 9.1 | 9.3 | 9.5 |
| | NO | 0 | 6.8 | 8.6 | 24.0 | 32.7 | 35.4 | 37.0 |
| | RU | 34.1 | 53.8 | 64.6 | 85.5 | 85.7 | 87.1 | 81.3 |
| | SE | 164.1 | 238.9 | 321.3 | 321.2 | 304.6 | 280.5 | 308.1 |
| | UA | 8.3 | 11.9 | 25.7 | 29.0 | 29.1 | 29.4 | 23.9 |
| | US | 16.3 | 16.3 | 21.0 | 31.2 | 14.9 | 11.5 | 11.3 |
| | VG | 2.7 | 3.6 | 5.4 | 4.9 | 4.5 | 4.4 | 4.8 |
| | 1A | 3.4 | 0 | 0 | 0 | 0 | 0 | 58.1 |
| K | | 483.1 | 743.8 | 1 156.3 | 1 157.3 | 1 220.7 | 1 246.4 | 1 277.6 |
| <i>t.sk./of which:</i> | AT | 8.2 | 11.0 | 13.4 | 14.2 | 14.2 | 12.9 | 12.1 |
| | CA | 0 | 0 | 0.1 | -0.1 | -0.1 | 4.2 | 4.2 |
| | CH | 4.1 | 4.2 | 10.0 | 9.8 | 9.3 | 9.4 | 9.4 |
| | CY | 3.3 | 95.6 | 166.9 | 48.9 | 50.9 | 66.6 | 77.6 |
| | DE | 18.8 | 25.6 | 120.6 | 99.4 | 118.5 | 107.1 | 107.5 |
| | DK | 15.8 | 27.8 | 30.8 | 27.3 | 28.1 | 28.4 | 28.3 |
| | EE | 39.3 | 48.8 | 39.9 | 138.0 | 126.9 | 126.0 | 126.9 |
| | ES | 0 | 0 | 0 | 0 | 9.6 | 9.6 | 9.6 |
| | FI | 21.9 | 28.0 | 55.9 | 60.8 | 53.4 | 54.9 | 56.0 |
| | FR | 0.2 | 2.7 | 2.9 | 2.1 | 8.7 | 6.1 | 6.0 |
| | GB | 25.1 | 45.1 | 59.1 | 49.7 | 60.8 | 53.0 | 57.0 |
| | GG | 34.5 | 29.2 | 72.0 | 36.2 | 25.7 | 26.4 | 33.0 |
| | IE | 2.1 | 9.1 | 12.6 | 8.1 | 10.6 | 10.5 | 10.8 |
| | IM | 4.2 | 6.4 | 6.6 | 8.3 | 9.2 | 9.2 | 9.2 |
| | IS | 1.4 | 6.2 | 29.2 | 31.5 | 40.3 | 38.4 | 38.2 |
| | IT | 1.7 | 0.5 | 2.3 | 4.1 | 9.0 | 9.0 | 9.0 |
| | JE | 2.0 | 2.6 | 2.2 | 2.9 | 3.7 | 3.7 | 3.7 |
| | LI | 0.5 | 0.7 | 3.6 | 2.5 | 6.0 | 6.2 | 6.2 |
| | LR | 10.1 | 8.4 | 0 | 0 | 0 | 0 | 0 |
| | LT | 22.2 | 22.7 | 22.2 | 10.0 | 12.7 | 13.0 | 11.5 |
| | LU | 0.9 | 1.8 | 36.3 | 46.3 | 39.2 | 39.7 | 51.5 |
| | MT | 4.5 | 3.3 | 11.0 | 29.4 | 28.0 | 28.6 | 29.4 |
| | NL | 15.7 | 27.0 | 52.9 | 119.3 | 112.7 | 119.8 | 121.1 |
| | NO | 28.3 | 44.9 | 52.9 | 25.1 | 23.3 | 28.9 | 27.7 |
| | NZ | 11.2 | 15.7 | 13.5 | 13.5 | 14.1 | 14.1 | 14.1 |
| | PA | 7.3 | 7.6 | 0.9 | 1.3 | 5.0 | 4.8 | 4.7 |
| | RU | 14.7 | 5.3 | 8.9 | 14.0 | 8.6 | 9.5 | 10.5 |
| | SA | 14.9 | 15.1 | 15.3 | 10.3 | 5.7 | 6.1 | 6.5 |
| | SE | 132.2 | 198.7 | 190.9 | 217.2 | 224.8 | 235.3 | 223.5 |
| | TR | 0 | 0.6 | 4.0 | 8.5 | 10.7 | 12.3 | 13.8 |
| | UA | 0 | 0 | 0.4 | 0 | 6.0 | 6.0 | 6.0 |
| | US | 33.0 | 39.8 | 100.2 | 96.9 | 126.6 | 126.4 | 130.9 |
| | VG | 3.0 | 4.3 | 5.4 | 14.6 | 12.7 | 13.3 | 13.8 |

(turpinājums)

(cont.)

| Darbības veids, NACE (sekcija) Kind of activity, NACE (section) | Valsts Country | 2005 | 2006 | 2007 | 2008 | 2009 | | |
|--|---------------------------|----------------|----------------|----------------|----------------|----------------|----------------|----------------|
| | | | | | | I | II | III |
| L | | 0.7 | 0.4 | 0.5 | 0 | 0 | 0 | 0 |
| M | | 2.3 | 0.6 | 0.6 | 4.3 | 4.7 | 4.7 | 4.7 |
| | <i>t.sk./of which:</i> SE | 0.7 | 0.6 | 0.6 | 4.0 | 4.0 | 4.0 | 4.0 |
| N | | 2.8 | 3.1 | 1.4 | 1.0 | 1.2 | 1.2 | 1.2 |
| O | | 40.0 | 47.4 | 64.7 | 88.8 | 90.2 | 84.0 | 83.5 |
| | <i>t.sk./of which:</i> AT | 20.4 | 24.3 | 30.6 | 46.4 | 46.0 | 42.7 | 45.4 |
| | CY | 2.7 | 4.1 | 3.1 | 2.6 | 2.3 | 2.2 | 1.5 |
| | CZ | 1.5 | 1.8 | 3.8 | 4.0 | 3.4 | 3.1 | 2.7 |
| | EE | 2.8 | 5.5 | 14.4 | 15.0 | 15.6 | 13.7 | 12.2 |
| | FI | 4.7 | 5.1 | 4.5 | 1.6 | 1.7 | 1.0 | 1.1 |
| | GB | 1.8 | 0.1 | 0 | 2.1 | 4.0 | 3.9 | 3.8 |
| | IS | 0 | 0 | 0.2 | 3.5 | 3.5 | 3.3 | 3.6 |
| | SE | 2.1 | 3.2 | 5.2 | 8.1 | 9.0 | 9.4 | 8.5 |
| | VG | 0 | 0 | 0 | 3.2 | 3.2 | 3.2 | 3.2 |
| Neklasificēta darbība Kind of activity not classified | | 181.7 | 455.3 | 482.4 | 415.3 | 276.2 | 272.1 | 295.8 |
| | <i>t.sk./of which:</i> BE | 0 | 0 | 3.6 | 2.4 | 2.7 | 2.7 | 2.7 |
| | CH | 1.6 | 9.8 | 0.6 | 2.7 | 0 | 0 | 0.1 |
| | CY | 0 | 21.5 | 18.1 | 16.1 | 11.9 | 12.9 | 15.6 |
| | DK | 3.7 | 4.6 | 7.3 | 10.0 | 2.8 | 2.8 | 7.5 |
| | EE | 5.3 | 14.4 | 36.0 | 5.9 | 3.3 | 3.3 | 3.4 |
| | FI | 0.4 | 3.9 | 0 | 0.4 | 0 | 7.0 | 7.7 |
| | GB | 4.0 | 36.2 | 26.6 | 10.5 | 16.6 | 17.5 | 17.8 |
| | IE | 0.2 | 5.2 | 0.2 | 1.4 | 0 | 0 | 0.1 |
| | IS | 4.9 | 4.4 | 1.1 | 15.6 | 5.3 | 5.4 | 5.4 |
| | IT | 0.3 | 4.6 | 5.0 | 5.8 | 2.5 | 2.6 | 2.6 |
| | LI | 0 | 0.9 | 1.1 | 5.0 | 0 | 0 | 0 |
| | LT | 18.0 | 2.6 | 1.5 | 3.6 | 0 | 0 | 0.1 |
| | LU | 0 | 13.3 | 13.5 | 31.0 | 25.3 | 25.5 | 25.5 |
| | MT | 0 | 0.5 | 3.3 | 0 | 0 | 0 | 0 |
| | NL | 7.3 | 1.8 | 29.1 | 0.1 | 1.2 | 1.8 | 2.5 |
| | NO | 1.1 | 38.9 | 43.1 | 25.8 | 21.3 | 20.9 | 21.2 |
| | RU | 1.6 | 6.7 | 1.9 | 3.5 | 2.4 | 2.5 | 2.6 |
| | SE | 1.2 | 13.8 | 6.6 | 14.5 | 0.3 | 0.3 | 0.6 |
| | UA | 0 | 1.0 | 9.2 | 9.5 | 0.8 | 0.8 | 0.8 |
| | US | 5.8 | 61.8 | 17.7 | 2.6 | 0 | 0 | 0.3 |
| Kopā Total | | 2 923.0 | 4 007.2 | 5 247.4 | 5 711.0 | 5 568.0 | 5 526.5 | 5 780.2 |

8.9. ĀRVALSTU TIEŠĀS INVESTĪCIJAS LATVIJĀ (ATLIKUMI) DARBĪBAS VEIDU DALĪJUMĀ
FOREIGN DIRECT INVESTMENT IN LATVIA (POSITIONS) BY KIND OF ACTIVITY

(perioda beigās; milj. latu)
(at end of period; in millions of lats)

| Darbības veids, NACE Kind of activity, NACE | | 2005 | 2006 | 2007 | 2008 | 2009 | | |
|--|--------------------|--------------|--------------|--------------|--------------|--------------|--------------|--------------|
| Sekcija Section | Nodaļa Division | | | | | I | II | III |
| A | 01..02 | 43.1 | 51.2 | 85.6 | 117.7 | 117.1 | 115.4 | 124.2 |
| | 01 | 23.8 | 34.1 | 40.9 | 47.5 | 49.4 | 47.5 | 47.5 |
| | 02 | 19.3 | 17.1 | 44.7 | 70.2 | 67.7 | 67.9 | 76.8 |
| B | 05 | 1.2 | 1.2 | 2.6 | 2.0 | 2.4 | 2.5 | 2.5 |
| C | 10..14 | 15.2 | 19.2 | 25.1 | 25.5 | 28.0 | 28.7 | 29.5 |
| | 10 | 14.6 | 19.2 | 25.1 | 25.4 | 28.0 | 28.7 | 29.5 |
| | 14 | 0.6 | 0 | 0 | 0.1 | 0 | 0 | 0 |
| D | 15..37 | 375.8 | 395.3 | 516.7 | 611.8 | 603.0 | 615.8 | 647.5 |
| | 15 | 72.6 | 95.5 | 118.4 | 113.7 | 83.3 | 87.1 | 94.6 |
| | 16 | 10.4 | 10.5 | 8.6 | 9.7 | 9.0 | 6.1 | 2.1 |
| | 17 | 3.5 | 2.9 | 3.3 | 3.3 | 2.6 | 2.5 | 2.5 |
| | 18 | 6.6 | 6.9 | 15.1 | 13.2 | 10.3 | 11.6 | 11.0 |
| | 19 | 0 | 0 | 0 | 0 | 0 | 0 | 0 |
| | 20 | 95.4 | 88.1 | 113.0 | 119.3 | 117.1 | 117.7 | 125.8 |
| | 21 | 11.4 | 12.8 | 12.7 | 15.5 | 15.3 | 15.0 | 14.2 |
| | 22 | 8.4 | 3.4 | 2.6 | 0.8 | 1.1 | 1.1 | 1.1 |
| | 23 | 0 | 0 | 0 | 0 | 0 | 0 | 0 |
| | 24 | 13.4 | 5.6 | 16.6 | 15.1 | 13.5 | 15.0 | 17.5 |
| | 25 | 9.0 | 8.0 | 9.3 | 9.8 | 9.8 | 9.6 | 9.8 |
| | 26 | 96.9 | 106.8 | 150.0 | 220.3 | 244.4 | 257.3 | 274.3 |
| | 27 | 2.9 | 1.9 | 2.0 | 2.1 | 2.4 | 2.5 | 2.8 |
| | 28 | 13.9 | 16.0 | 15.6 | 23.3 | 26.5 | 24.4 | 24.2 |
| | 29 | 3.1 | 2.2 | 2.5 | 3.6 | 6.9 | 4.1 | 4.7 |
| | 30 | 0.2 | 0 | 0 | 0 | 0 | 0 | 0 |
| | 31 | 8.9 | 16.7 | 20.8 | 17.9 | 15.1 | 13.9 | 13.5 |
| | 32 | 1.2 | 1.2 | 2.7 | 2.5 | 2.3 | 2.2 | 2.1 |
| | 33 | 1.2 | 0.3 | 1.0 | 0.5 | 1.8 | 1.7 | 1.7 |
| | 34 | 5.2 | 4.6 | 7.2 | 26.2 | 26.5 | 27.0 | 28.5 |
| | 35 | 3.7 | 5.9 | 9.0 | 8.3 | 8.5 | 8.5 | 8.5 |
| | 36 | 5.8 | 5.9 | 6.7 | 4.7 | 4.6 | 4.5 | 4.8 |
| | 37 | 2.3 | 0.1 | -0.4 | 2.1 | 1.9 | 4.0 | 3.9 |
| E | 40..41 | 327.6 | 348.1 | 270.7 | 204.9 | 176.0 | 199.0 | 246.0 |
| | 40 | 327.6 | 348.1 | 270.7 | 204.9 | 176.0 | 199.0 | 246.0 |
| | 41 | 0 | 0 | 0 | 0 | 0 | 0 | 0 |
| F | 45 | 49.7 | 67.6 | 85.5 | 107.1 | 126.8 | 129.7 | 126.6 |
| G | 50..52 | 409.7 | 525.3 | 626.0 | 800.4 | 806.7 | 817.2 | 806.4 |
| | 50 | 71.8 | 106.6 | 129.7 | 121.3 | 125.9 | 121.1 | 116.2 |
| | 51 | 286.9 | 343.6 | 372.8 | 477.1 | 481.4 | 467.8 | 464.3 |
| | 52 | 51.0 | 75.2 | 123.5 | 202.1 | 199.4 | 228.3 | 226.0 |
| H | 55 | 28.1 | 36.9 | 50.4 | 61.5 | 60.5 | 66.9 | 66.0 |
| | 55 | 28.1 | 36.9 | 50.4 | 61.5 | 60.5 | 66.9 | 66.0 |
| I | 60..64 | 336.5 | 347.1 | 392.5 | 466.3 | 454.8 | 430.1 | 433.2 |
| | 60 | 42.8 | 43.6 | 44.8 | 39.9 | 39.4 | 38.6 | 37.7 |
| | 61 | 5.5 | 5.2 | 6.9 | 3.7 | 5.3 | 5.3 | 5.3 |
| | 62 | 4.7 | 1.8 | 7.2 | 35.0 | 2.5 | 6.3 | 2.1 |
| | 63 | 128.7 | 109.7 | 141.1 | 176.0 | 190.4 | 194.7 | 196.1 |
| | 64 | 154.7 | 186.7 | 192.5 | 211.7 | 217.3 | 185.2 | 192.0 |

(turpinājums)

(cont.)

| Darbības veids, NACE Kind of activity, NACE | | 2005 | 2006 | 2007 | 2008 | 2009 | | |
|--|--------------------|----------------|----------------|----------------|----------------|----------------|----------------|----------------|
| Sekcija Section | Nodaļa Division | | | | | I | II | III |
| J | 65..67 | 625.4 | 964.7 | 1 486.2 | 1 647.2 | 1 599.7 | 1 512.9 | 1 635.4 |
| | 65 | 585.8 | 919.3 | 1 432.6 | 1 569.0 | 1 512.6 | 1 417.9 | 1 563.2 |
| | 66 | 35.5 | 40.4 | 51.1 | 75.2 | 79.0 | 84.2 | 65.2 |
| | 67 | 4.1 | 4.9 | 2.5 | 3.1 | 8.0 | 10.9 | 7.0 |
| K | 70..74 | 483.1 | 743.8 | 1 156.3 | 1 157.3 | 1 220.7 | 1 246.4 | 1 277.6 |
| | 70 | 215.6 | 332.6 | 600.5 | 714.9 | 730.9 | 742.8 | 750.9 |
| | 71 | 14.4 | 38.5 | 51.9 | 60.1 | 54.4 | 52.8 | 51.9 |
| | 72 | 9.0 | 14.3 | 17.7 | 23.0 | 16.0 | 16.9 | 17.2 |
| | 73 | 0.7 | 0.8 | 1.1 | 1.6 | 2.1 | 2.2 | 2.1 |
| | 74 | 243.4 | 357.6 | 485.1 | 357.7 | 417.3 | 431.7 | 455.5 |
| L | 75 | 0.7 | 0.4 | 0.5 | 0 | 0 | 0 | 0 |
| M | 80 | 2.3 | 0.6 | 0.6 | 4.3 | 4.7 | 4.7 | 4.7 |
| N | 85 | 2.8 | 3.1 | 1.4 | 1.0 | 1.2 | 1.2 | 1.2 |
| O | 90..93 | 40.0 | 47.4 | 64.7 | 88.8 | 90.2 | 84.0 | 83.5 |
| | 90 | 3.6 | 5.2 | 6.9 | 6.8 | 5.8 | 5.6 | 5.9 |
| | 91 | 0 | 0 | 0 | 0 | 0 | 0 | 0 |
| | 92 | 36.3 | 42.2 | 57.8 | 79.8 | 80.5 | 74.5 | 73.8 |
| | 93 | 0.2 | 0 | 0 | 2.1 | 4.0 | 3.9 | 3.8 |
| Neklasificēta darbība Kind of activity not classified | | 181.7 | 455.3 | 482.4 | 415.3 | 276.2 | 272.1 | 295.8 |
| Kopā Total | | 2 923.0 | 4 007.2 | 5 247.4 | 5 711.0 | 5 568.0 | 5 526.5 | 5 780.2 |

Latvijas Banka
K. Valdemāra ielā 2A, Rīgā, LV-1050
Tālrunis: 6702 2300 Fakss: 6702 2420
<http://www.bank.lv>
info@bank.lv

Bank of Latvia
K. Valdemāra ielā 2A, Rīga, LV-1050, Latvia
Tel.: +371 6702 2300 Fax: +371 6702 2420
<http://www.bank.lv>
info@bank.lv