

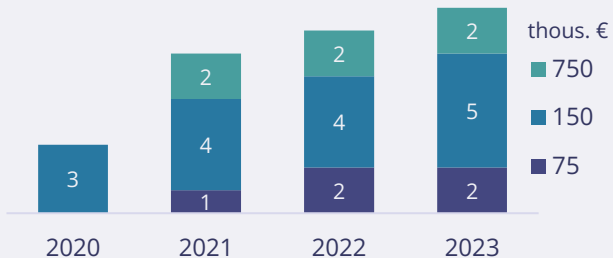


Number

according to the initial capital requirement

9

+1 ↑



Assets

the total amount of balance sheet assets

€ 14.6 mln.

+30.8% ↑

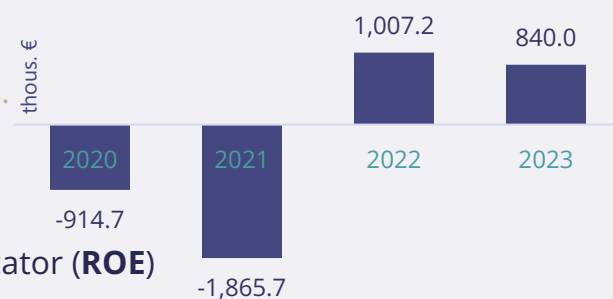


Profitability

sector profit

€ 840.0 thous.

-16.6% ↓



return on equity indicator (ROE)

8.9%



Own funds and liquidity

own funds ratio*

185.5%

liquidity ratio*

440.9%



Sales volume and number of transactions

product sales volume**

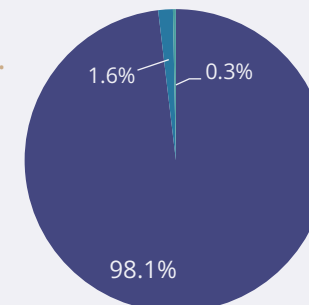
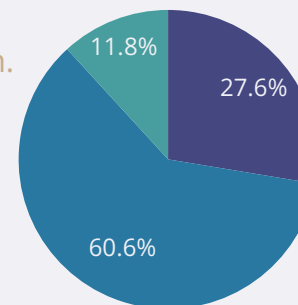
€ 5.0 bln.

-13.3% ↓

number of transactions

22.2 mln.

+193.5% ↑



■ Bonds/debentures/loan stock/debt securities ■ Financial contracts for differences ■ Other investment products/funds



Client funds***

safeguarded and administrated

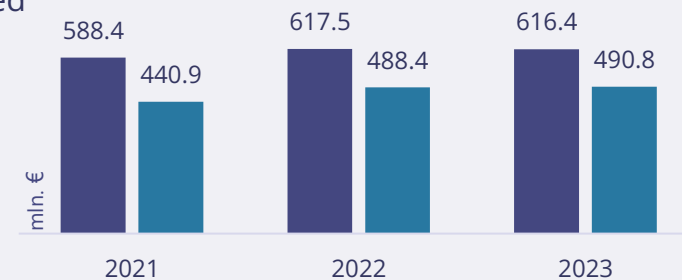
€ 616.4 mln.

-0.2% ↓

under management

€ 490.8 mln.

+0.5% ↑



■ Assets safeguarded and administrated ■ Assets under management